Revision A

Drawing No. VES_TD_BRGN_100_020

0m 5m 10m 15m 20m

PERMIT

GENERAL NOTES:

1. THIS DRAWING IS COPYRIGHT AND THE PROPERTY OF VEOLIA AND IS NOT TO BE COPIED IN WHOLE OR IN PART EXCEPT UNDER A WRITTEN AGREEMENT.

2. DETAILS SHOWN ON DRAWINGS ARE FOR REFERENCE PURPOSES ONLY.

3. THIS IS A CONCEPTUAL DRAWING SUBJECT TO DETAILED DESIGN BY A DESIGN & BUILD CONTRACTOR.

4. IN CASE OF ANY DISCREPANCY BETWEEN THE DRAWING AND THE WORKS INFORMATION, THE WORKS INFORMATION WILL TAKE PRECEDENCE AND THE CONTRACTOR WILL BE DEEMED TO HAVE INTENDED TO COMPLY WITH THE WORKS INFORMATION AND SHALL DO SO.

5. ALL DIMENSIONS AND LEVELS ARE TO BE CHECKED ON SITE BY THE CONTRACTOR PRIOR TO PREPARING ANY WORKING DRAWINGS OR COMMENCING ON SITE.

INSTALATION BOUNDARY

Rev	Description of revision	Drawn	Chkd	App	Date
A	BAYS ADDED	RB			15.07.20

VEOLIA

Technical Direction,
8th Floor, 210 Pentonville Road, London. N1 9JY
Tel: 0207 812 5189

Project

BRIDGNORTH FLAT SCREEN
WV15 5BA

Title

BOUNDARIES

	Initials	Date	Scale	Sheet size
Drawn	RB	28.05.20	1:400 @A1, 1:800 @A3	A1
Checked	.			
Approved				

© Copyright Reserved

Job No. BRGN

Drawing No. VES_TD_BRGN_100_020

Revision A

Revision D

Drawing No. VES_TD_BRGN_100_024

In the event of a fire switch out the foul pumping station and water will back up and flood in the sunken WTS

Flat Screen Recovery shredded plastic bay 2 hour rated fire walls

Large gully grating and new discharge pipe cored through pushwall

Sunken WTS can provide approx. 1,750 m3 of firewater storage

HYDRANT CONNECTION TO SPRINKLER TANK

Drag out area for use by Fire Brigade as a quarantine area- minimum 10 meters clear of Transfer Station Building

FIRE WALL

Raised thresholds to door opening to retain firewater.

Emergency vehicle route

A1 EMISSION POINT TO AIR

POLLUTION CONTROL EQUIPMENT STORE

WATER SUPPLY TO SITE

S1 EMISSION TO FOUL SEWER

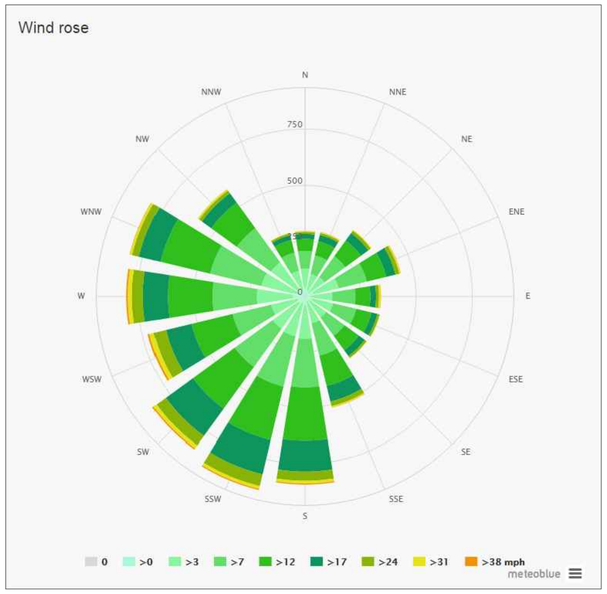

GENERAL NOTES:

1. THIS DRAWING IS COPYRIGHT AND THE PROPERTY OF VEOLIA AND IS NOT TO BE COPIED IN WHOLE OR IN PART EXCEPT UNDER A WRITTEN AGREEMENT.

2. DETAILS SHOWN ON DRAWINGS ARE FOR REFERENCE PURPOSES ONLY.

3. THIS IS A CONCEPTUAL DRAWING SUBJECT TO DETAILED DESIGN BY A DESIGN & BUILD CONTRACTOR.

4. IN CASE OF ANY DISCREPANCY BETWEEN THE DRAWING AND THE WORKS INFORMATION, THE WORKS INFORMATION WILL TAKE PRECEDENCE AND THE CONTRACTOR WILL BE DEEMED TO HAVE INTENDED TO COMPLY WITH THE WORKS INFORMATION AND SHALL DO SO.

5. ALL DIMENSIONS AND LEVELS ARE TO BE CHECKED ON SITE BY THE CONTRACTOR PRIOR TO PREPARING ANY WORKING DRAWINGS OR COMMENCING ON SITE.

SAFE PEDESTRIAN ROUTE
COMBUSTIBLE MATERIALS
MERCURY TUBES STORAGE
PROCESS AREA
EVACUATION ASSEMBLY POINT
SURFACE WATER
FOUL WATER
LINE ABANDONED

Rev	Description of revision	Drawn	Chkd	App	Date
D	PLASTIC BAY ADDED	RB			15.07.20
C	DRAINGAE UPDATED	RB			20.05.20
B	QUARANTINE AREA MOVED	RB			22.10.19
A	CAGES RELOCAT/FIRE WALL	IR	LH	LH	17.03.16

VEOLIA
Technical Direction,
8th Floor, 210 Pentonville Road, London. N1 9JY
Tel: 0207 812 5189

Project: BRIDGNORTH FLAT SCREEN

Title: FIRE MANAGEMENT PLAN

	Initials	Date	Scale	Sheet size
Drawn	RB	08.03.16	1:375 @A1, 1:750 @A3	A1
Checked	LH	08.03.16		
Approved	LH	08.03.16		

© Copyright Reserved

Job No. BRGN

Drawing No. VES_TD_BRGN_100_024

Revision D

PLANNING

Revision D

Drawing No. VES_TD_BRGN_200_021

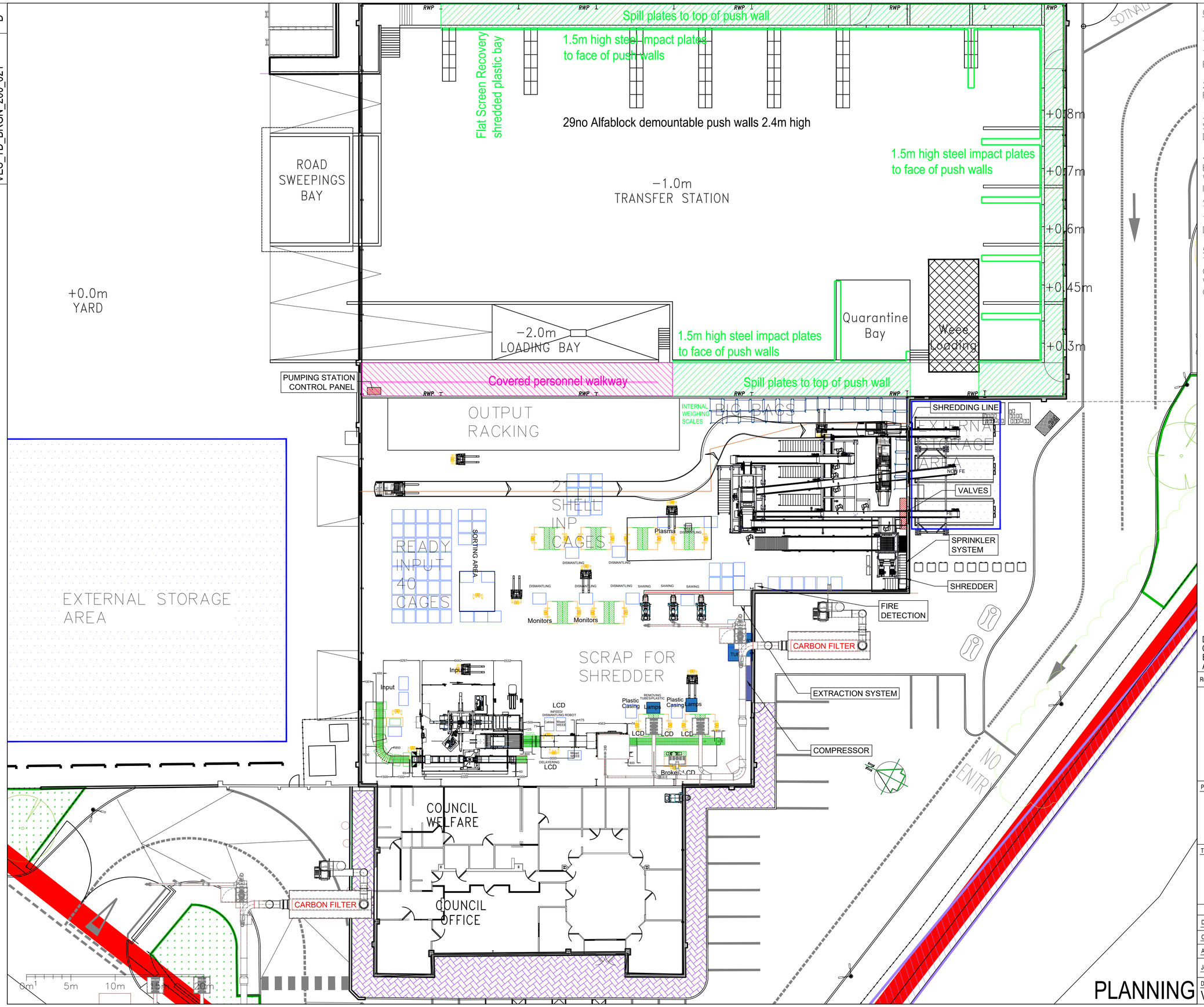

PLANNING

GENERAL NOTES:

1. THIS DRAWING IS COPYRIGHT AND THE PROPERTY OF VEOLIA AND IS NOT TO BE COPIED IN WHOLE OR IN PART EXCEPT UNDER A WRITTEN AGREEMENT.

2. DETAILS SHOWN ON DRAWINGS ARE FOR REFERENCE PURPOSES ONLY.

3. THIS IS A CONCEPTUAL DRAWING SUBJECT TO DETAILED DESIGN BY A DESIGN & BUILD CONTRACTOR.

4. IN CASE OF ANY DISCREPANCY BETWEEN THE DRAWING AND THE WORKS INFORMATION, THE WORKS INFORMATION WILL TAKE PRECEDENCE AND THE CONTRACTOR WILL BE DEEMED TO HAVE INTENDED TO COMPLY WITH THE WORKS INFORMATION AND SHALL DO SO.

5. ALL DIMENSIONS AND LEVELS ARE TO BE CHECKED ON SITE BY THE CONTRACTOR PRIOR TO PREPARING ANY WORKING DRAWINGS OR COMMENCING ON SITE.

Rev	Description of revision	Drawn	Chkd	App	Date
D	EXTERNAL STORAGE AREAS	RB			20.05.20
C	GENERAL UPDATE	RB			22.10.19
B	CARBON FILTER UPDATE	IR	MS	MS	13.09.16
A	SHREDDING LINE UPDATE	IR	MS	MS	05.09.16

VEOLIA

Technical Direction,
8th Floor, 210 Pentonville Road, London. N1 9JY
Tel: 0207 812 5189

Project

BRIDGNORTH FLAT SCREEN

Title

GENERAL ARRANGEMENT

	Initials	Date	Scale	Sheet size
Drawn	IR	10.08.16	1:100 @A1, 1:200 @A3	A1
Checked	MS	10.08.16		
Approved	MS	10.08.16	© Copyright Reserved	

Job No. BRGN

Drawing No. VES_TD_BRGN_200_021

Revision D

Revision A

Drawing No. VES_TD_BRGN_100_023

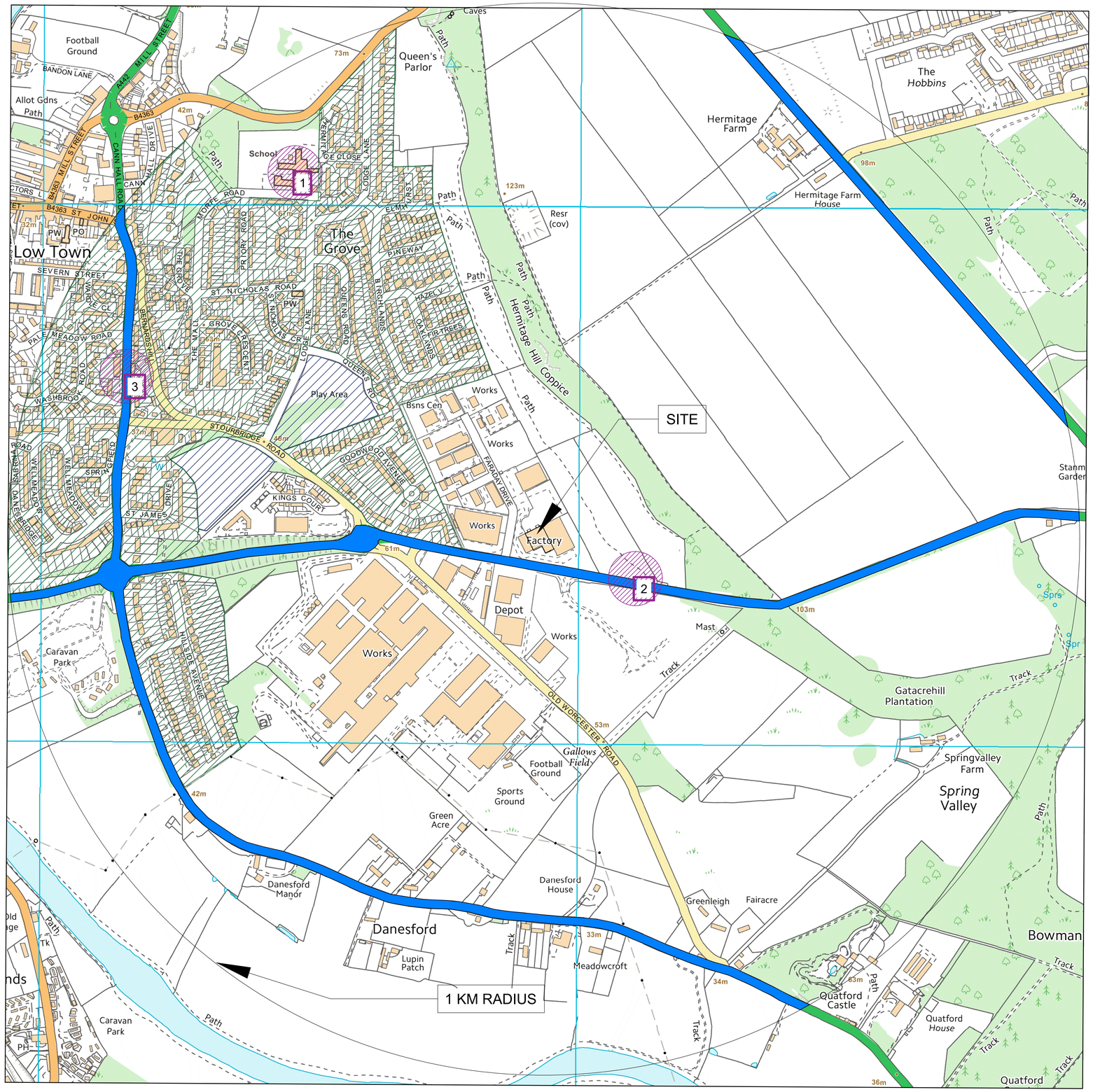

N

W E

S

GENERAL NOTES:

1. THIS DRAWING IS COPYRIGHT AND THE PROPERTY OF VEOLIA AND IS NOT TO BE COPIED IN WHOLE OR IN PART EXCEPT UNDER A WRITTEN AGREEMENT.

2. DETAILS SHOWN ON DRAWINGS ARE FOR REFERENCE PURPOSES ONLY.

3. THIS IS A CONCEPTUAL DRAWING SUBJECT TO DETAILED DESIGN BY A DESIGN & BUILD CONTRACTOR.

4. IN CASE OF ANY DISCREPANCY BETWEEN THE DRAWING AND THE WORKS INFORMATION, THE WORKS INFORMATION WILL TAKE PRECEDENCE AND THE CONTRACTOR WILL BE DEEMED TO HAVE INTENDED TO COMPLY WITH THE WORKS INFORMATION AND SHALL DO SO.

5. ALL DIMENSIONS AND LEVELS ARE TO BE CHECKED ON SITE BY THE CONTRACTOR PRIOR TO PREPARING ANY WORKING DRAWINGS OR COMMENCING ON SITE.

6.PLEASE ENSURE DRAWING LICENCE DATE IS STILL VALID. ALL LICENCES ARE 12 MONTH UNLESS OTHERWISE STATED.

KEY RECEPTORS:

1. ST MARY'S BLUECOAT C OF E PRIMARY SCHOOL.
2. A458.
3. A442.

RESIDENTIAL AREA

PARK

ROAD NETWORK

Rev	Description of revision	Drawn	Chkd	App	Date
A	LAYOUT REVIEWED	RB			20.05.20

Technical Direction,
8th Floor, 210 Pentonville Road, London. N1 9JY
Tel: 0207 812 5189

Project

BRIDGNORTH FLAT SCREEN
WV15 5BA

Title

KEY RECEPTOR LOCATION

	Initials	Date	Scale	Sheet size
Drawn	IR	04.03.16		A1
Checked	LH	04.03.16		
Approved	LH	04.03.16	© Copyright Reserved	

Job No. BRGN

Drawing No. VES_TD_BRGN_100_023

Revision A

PLANNING