



Permit Application

Elis UK Ltd
Colville Road,
Acton,
London
W3 8DH



PROVIDING SOLUTIONS, ENSURING COMPLIANCE

T 01952 879705 E info@westburyenv.co.uk

A Agriculture House, Southwater Way
Telford, Shropshire, TF3 4NR

W www.westburyenv.co.uk



Document Control Table

Project Reference	21/012d
Project Title	Permit Application
Document Title	Permit Application Report V6
Document Issue Date	27 February 2024
Client	Elis UK Ltd
Status	Issued

Change log

Version	Changes	Produced by	Checked by	Authorised by	Date
1	Original application	Kate Brady/ Emma Gibson	Tracey Westbury	-	05 April 2022
2	Additional waste codes added and amendment to tonnage and storage time	Emma Gibson	Tracey Westbury	Tracey Westbury	13 March 2023
3	Reduce quantity of waste stored on site at any one time.	Emma Gibson	Tracey Westbury	Tracey Westbury	16 May 2023
4	Sharps to be stored in a building. 20 01 99 coded wastes to be stored for less than 7 days.	Emma Gibson	Tracey Westbury	Tracey Westbury	09 June 2023
5	Removal of empty aerosol canisters.	Emma Gibson	Tracey Westbury	Tracey Westbury	23 November 2023
6	EMS Summary	Emma Gibson	Tracey Westbury	Tracey Westbury	27 February 2024



1. Contents

1.	Introduction	1
	Operator Details	1
	Company Details.....	1
	Information for Directors	1
	Pre-application advice.....	1
2.	Site location and setting.....	3
	Site Condition Report.....	3
	Operating hours	3
3.	Waste operations	4
	Waste activities	4
	Waste types and quantities.....	4
	Waste collection and storage.....	5
	Sharps.....	5
	Sanitary waste	5
	Medicine waste	5
	Ancillary waste.....	6
	Batteries.....	6
	Waste Storage	6
4.	Environmental Risk	8
	Fire Prevention Plan	8
	Odour Management Plan.....	8
	Noise and vibration	8
	Dust.....	8
5.	Non-technical summary	9
6.	Site management.....	10
	Environmental Management System Report.....	10
	Site Condition Report.....	10
	Climate Change Risk Assessment and Adaptation Plan.....	10
	Authorisations	10
	Technical Competence	10
	Procedures and Forms	10
	Technical Competence Management	11



Drawings

Permit Boundary Plan	Drawing number 21/012d 008a V2
Site Layout Plan	Drawing number 21/012m 001a

Tables

Table 1.1: Proposed permit application charges (abatement)	2
Table 3.1: Proposed waste activities	4
Table 3.2: Proposed waste types and quantities	4
Table 3.3: Maximum waste storage durations and quantities	6

Application Forms

Part A
 Part B2
 Part B4
 Part F1

Appendices

Appendix 1	Site Condition Report V2
Appendix 2	Environmental Risk Assessment V3
Appendix 3	Evidence of Technically Competent Management



1. Introduction

- 1.1. Westbury Environmental Limited have been instructed to prepare this Environmental Permit Application on behalf of Elis UK Limited (the Operator).
- 1.2. This Environmental Permit Application has been prepared for a new Bespoke Environmental Permit to allow the operation of a waste transfer station accepting waste from washroom services at Colville Road, Acton, London, W3 8DH (the Site).
- 1.3. The relevant Environment Agency forms (Part A, Part B2, Part B4, Part F1) and supporting information are included within this Environmental Permit application report.
- 1.4. In accordance with enhanced pre-application discussions, an abatement on the bespoke application fee (£7,930) is requested.

Operator Details

- 1.5. The company details, including information regarding the directors of the company are provided below:

Company Details

Company Name	Elis UK Ltd
Company Number	00228604
Registered Address	First Floor, Chineham Gate, Crockford Lane, Chineham, Basingstoke, England, RG24 8NA
Incorporation Date	6 th March 1928

Information for Directors

Name	Date of Birth	Contact Details
Mark Leslie Franklin	██████████	Telephone: 07827 240650 Email: mark.franklin@elis.com
Werner Dreyer	██████████	Telephone: 07458 021948 Email:werner.dreyer@elis.com

Pre-application advice

- 1.6. A pre-application meeting was held between the Environment Agency and Westbury Environmental on behalf of the Operator on 09 November 2021.
- 1.7. It was agreed in the pre-application meeting that the Operator could apply for a bespoke permit to allow the necessary waste activities. It was agreed that the application would not be complex and thus an abatement on the full bespoke application fee would be agreed.
- 1.8. Due to the planned number of applications (up to 8) by the applicant, it was requested that this abatement fee be agreed up front. At time of writing (April 2022) no fee had been accepted/proposed by the Environment Agency.



- 1.9. In December 2021, Westbury Environmental suggested the application fees in Table 1.1 to the Environment Agency. It is proposed that these application fees would be appropriate. Justification for this is given in Table 1.1.

Table 1.1: Proposed permit application charges (abatement)

Application	Proposed application fee	Justification
First	£2,641	<p>This type of waste acceptance could be operated under the Waste exemption <i>Non Waste Framework Directive (NWF) 4 Temporary storage at a collection point</i>. As Elis receive payment for collecting the waste this exemption does not apply but in accordance with the exemption this activity is classed as low risk.</p> <p>Does not pose a risk of dust, noise, vibration, odour or leachate pollution to the environment. Risk has been partly assessed during enhanced pre-application discussions.</p>
2 – 8	£1,200	<p>Confirmation that the site is not in a sensitive area Update address details.</p>



2. Site location and setting

- 2.1. The Site is located on Colville Road, Acton, London, W3 8DH (the Site)
- 2.2. The surrounding land-uses include an industrial estate, retailers, allotments, and residential housing.
- 2.3. The nearest residential housing is approximately 90m southeast from the Site.
- 2.4. Acton Allotments are approximately 45m southeast of the Site.
- 2.5. South Acton train station / trainline runs 75m southeast of the Site
- 2.6. The Site is located on impermeable concrete surfacing.

Site Condition Report

- 2.7. The Site is concrete surfaced. There are no reported prior incidents which may pose a source of contamination. A copy of the Site Condition Report – Part 1 is enclosed as Appendix 1.

Operating hours

- 2.8. The following operating hours are for the Site as a whole including their laundry activities and are not specific to the waste operations:
 - Mon – Friday 6am – 6pm
 - Saturday – occasionally open 6am – 6pm for linen packaging
 - Non-operational on Sundays or bank holidays.



3. Waste operations

Waste activities

- 3.1. The waste operations will comprise of the secure storage and transfer of select non-hazardous healthcare and washroom waste.
- 3.2. All waste will be collected separately and stored appropriately at the Site before being transferred to a suitably licenced facility. Further details on storage are provided below.
- 3.3. There will be no treatment or sorting of waste carried out on Site.
- 3.4. The proposed waste activities are summarised in Table 3.1.

Table 3.1: Proposed waste activities

Description of activities	Limits of activities
D15: Storage pending any of the operations numbered D1 to D14 (excluding temporary storage, pending collection, on the site where it is produced)	The maximum quantity of waste stored shall not exceed 5 tonnes at any one time.
R13: Storage of wastes pending the operations numbered R3 and R5	The waste types permitted for storage (D15 and R13) are set out in Table 3.2.

Waste types and quantities

- 3.5. The waste will comprise of non-infectious sharps (18 01 01, 18 02 01 and 20 01 99) feminine hygiene products, nappies, bandages (18 01 04), non-hazardous medicines (18 01 09, 18 02 08, and 20 01 32), other separately collected, non-hazardous waste e.g., non-infectious sharps, dead animals, and vomit (20 01 99) and batteries from the air fresheners supplied by the Operator (20 01 34).
- 3.6. The proposed waste types and quantities are presented in Table 3.2.

Table 3.2: Proposed waste types and quantities

Maximum quantities		
The total quantity of waste accepted at the site shall be less than 1,000 tonnes per year and no more than 5 tonnes on Site at any one time.		
Waste code	LoW Description	What is collected
18	Healthcare waste	
18 01	Natal care – diagnosis – treatment or prevention of disease in humans	
18 01 01	Sharps (except 18 01 03)	Non-infectious needles from pharmacies in supermarkets administering the flu jab, needles from tattoo parlours and piercing needles.
18 01 04	Waste whose collection and disposal is not subject to special requirements in order to prevent infection (for example dressings, plaster casts, linen, disposable clothing, diapers)	Feminine hygiene products, nappies bandages and similar items from washrooms.
18 01 09	Medicines other than those mentioned in 18 01 08	Blister packs, empty Calpol bottles and similar.
18 02	Research – diagnosis – treatment or prevention of disease involving animals	
18 02 01	Sharps (except 18 02 02)	Non-infectious needles from pharmacies in supermarkets administering the flu jab, needles from tattoo parlours and piercing needles.



18 02 08	Medicines other than those mentioned in 18 02 07	Blister packs, empty Calpol bottles and similar.
20 Municipal and similar materials from commerce and industry		
20 01	Separately collected fractions (except 15 01)	
20 01 32	Medicines other than those mentioned in 20 01 31	Blister packs, empty Calpol bottles and similar.
20 01 34	Batteries	Batteries from aerosols provided to the washrooms by the Operator.
20 01 99	Other fractions not otherwise specified.	Feminine hygiene products, nappies bandages and similar items from washrooms.

Waste collection and storage

Sharps

- 3.7. Sharps waste will be collected in sealed sharps bins. The bins in which the sharps are collected remain sealed so no contamination or mixing of waste can occur. Upon arrival to Site, these smaller secure bins will be collectively stored in secure containers in a locked building.
- 3.8. Sharps to be accepted onto Site are collected from commercial properties and are non-infectious, including but not limited to:
- Stanley knives
 - Tattoo needles
 - Piercing needles
 - Broken glass

Sanitary waste

- 3.9. Sanitary waste will be collected in bags from multiple washrooms and placed into a larger bag for transit.
- 3.10. Upon arrival at the Site, the double-bagged waste will be placed into an enclosed, lockable bin (triple containment). A photograph showing an example of the type of bin the waste will be stored is shown in Figure 3.1.
- 3.11. Sanitary waste will be stored for no longer than 7 days.
- 3.12. The double bagged storage is a result of the waste collection process and is not deemed essential mitigation of odour or pollution. However, the triple containment of the waste will have the effect of providing mitigation against both odour, leakage, and interaction with other waste. The short storage time will also help mitigate against odours developing.
- 3.13. This waste will subsequently be collected and taken to a suitably licenced facility.

Medicine waste

- 3.14. Medicine waste will be collected in 'blue-stream' pharmaceutical waste bins. It is considered that the medicine waste will consist of blister packs and non-hazardous domestic over the counter medicines which are expired, unused, damaged, or no longer needed.
- 3.15. The bins in which the medicine waste is collected remain sealed so no contamination or mixing or waste can occur.
- 3.16. Upon arrival at the Site the smaller sealed bins are collectively stored in secure larger storage containers.
- 3.17. Medicine waste will be stored in secure storage containers in a locked building.



Ancillary waste

- 3.18. It is not expected that ancillary will form a significant part of the waste collected, however there will be a need to store very small quantities of ad-hoc waste which arise from washrooms.
- 3.19. The source of the ad-hoc waste could be dead rodents which have found their way into washrooms and this type of waste will be incidental. There will be a separate sealed bin for incidental waste to be stored on Site. As for the sanitary waste, this waste will be collected separately and will be double bagged.

Batteries

- 3.20. Batteries are collected from the air freshener dispensers supplied to the washrooms by the Operator.
- 3.21. Batteries are stored in an appropriate storage container with a secure lid.

Waste Storage

Figure 3.1: Example of sealed bin used for the storage of waste



- 3.22. All waste storage will be stored securely on impermeable surfacing.
- 3.23. Maximum storage times for all wastes are given in Table 3.3 below.

Table 3.3: Maximum waste storage durations and quantities

Waste code	Waste description	Max storage duration	Maximum storage quantities
18 01 01	Sharps (except 18 01 03).	1 month	Approximately 4 tonnes of the waste will be from feminine hygiene waste (18 01 04, 20 01 99).
18 01 04	Waste whose collection and disposal is not subject to special requirements in order to prevent infection (for example, dressings, plaster casts, linen, disposable clothing, diapers) Feminine hygiene products, nappies, bandages, and similar items.	7 days	
18 01 09	Medicines other than those mentioned in 18 01 08.	1 month	
18 02 01	Sharps (except 18 02 02).	1 month	



18 02 08	Medicines other than those mentioned in 18 02 07.	1 month	The remaining waste codes will make up 5% or less of the total tonnage being approximately 0.25 tonnes depending on the needs of the business.
20 01 32	Medicines other than those mentioned in 20 01 31.	1 month	
20 01 34	Batteries	6 months	
20 01 99	Non-infectious sharps, dead animals, vomit, feminine hygiene products, nappies, bandages, and similar items. Or other non-hazardous fractions not otherwise specified.	7 days	



4. Environmental Risk

- 4.1. An Environmental Risk Assessment has been completed as part of this permit application, see Appendix 2 Environmental Risk Assessment V2.
- 4.2. The Environmental Risk Assessment considers the potential impacts of the proposed waste operations on the local receptors, population, watercourses, and protected sites.
- 4.3. The Environmental Risk Assessment indicates that the proposed waste activity poses a very low risk to the environment and nearby receptors.
- 4.4. Due to the low risk of the waste operations, it is considered that receptors greater than 50m of the Site are unlikely to be impacted by the waste activities. The following receptors are within 50m of the Site boundary:
 - Colville road 0m west
 - Stanley road 0m east
 - Orange Café 0m north
 - A & D Fasteners 5m south
 - Enviroclean Services Ltd 12m west
 - Stoneworks UK 30m northwest
 - Acton allotments 45m southeast

Fire Prevention Plan

- 4.5. There is typically a risk of fire where combustible wastes are stored. The site operates a quick turnaround of materials to ensure waste is not stored on Site for periods longer than the maximum storage duration.
- 4.6. Waste types will be stored separately in sealed containers, double-bagged. The waste will not be stored next to any source of ignition.
- 4.7. Due to the quick turnaround of waste and small storage capacity along with the waste activity being classed as low risk it is considered a Fire Prevention Plan is not required.
- 4.8. The Site will operate in accordance with an Environmental Management System which will include a Fire Procedure. Adherence to the management procedure will ensure a negligible risk of fire at the Site as a result of the storage of the proposed waste types.

Odour Management Plan

- 4.9. It was confirmed during pre-application discussions that an Odour Management Plan would not be required for the proposed waste activity, given the low volumes, short storage times and mode in which the waste will be stored.

Noise and vibration

- 4.10. At present the Site carries out laundry services as part of their business which includes the offloading of laundry.
- 4.11. The proposed waste will be brought to Site using the vehicles already bringing the laundry for the laundry service the Operator provides. These vehicles will be bringing the laundry onto Site regardless of the waste operations and It is therefore considered that the proposed waste operations will pose negligible additional noise risk than operations already carried out.

Dust

- 4.12. Wastes accepted have low-dust potential as no wastes consisting solely or mainly of dust are accepted. It is considered the likelihood of dust generation and emissions from Site are negligible. Any wastes containing dust are rejected in accordance with the waste rejection procedure.



5. Non-technical summary

- 5.1. Elis UK Ltd (the Operator) is a major global company within the sanitary industry. They provide washroom services to the commercial, industrial, retail and hospitality sectors. Elis wish to be able to store waste from washrooms at a number of their sites throughout the UK.
- 5.2. The Operator proposes to store waste before removal by a licenced waste collector to a licenced facility.
- 5.3. Elis UK Ltd collect bags of washroom waste from customer sites as part of their service contract. Upon collection, waste will be assessed in accordance with a waste acceptance procedure to ensure it is acceptable.
- 5.4. If the waste is considered acceptable, the bagged waste is collectively placed into a secondary bag and taken back to the Site for storage before transfer to a suitably licenced facility.
- 5.5. No more than 5 tonnes of waste will be stored on site at any one time. No more than 1,000 tonnes of waste will be accepted on the site per annum.
- 5.6. There are no identified dust, odour or noise emissions predicted from the proposed waste operations.
- 5.7. The Site will be operated in accordance with an Environmental Management System.
- 5.8. The Environmental Management System (EMS), which includes a Waste Acceptance Procedure, ensures that suitable waste types are accepted on to the Site. The Waste Acceptance Procedure includes strict waste acceptance criteria which ensure that only permitted waste types are accepted.



6. Site management

Environmental Management System

- 6.1. The Site will be operated in accordance with specific procedures. The Operator commits to manage the permitted activities on Site under an EMS.
- 6.2. A hard copy of the EMS will be kept on Site.
- 6.3. The EMS folder will include a copy of the Environmental Permit along with the following section(s):

Environmental Management System Report

- 6.4. This report contains a description of the purpose and scope of the EMS, all Site details including the location of the Site, receptors located in close proximity to the Site boundary, waste storage, any plant and equipment that is used on the Site, the different types of waste activities carried out on Site, the Site security measures, information on the competence of the staff working on Site, roles and responsibilities for each member of staff and details for Site closure, where appropriate.

Site Condition Report

- 6.5. This records the condition of land covered by the Environmental Permit at various stages during the life of the permit.

Climate Change Risk Assessment and Adaptation Plan

- 6.6. This report identifies how climate change will impact the Site and what will be done to mitigate the impacts of climate change.

Authorisations

- 6.7. A copy of the permit and any EA Registrations for the Site will be located in the EMS.

Technical Competence

- 6.8. This section of the EMS includes details of the competence status of the Technical Competent Manager(s) (TCM), the operational hours for the Site, the minimum attendance requirements for the TCM and copies of relevant certificates.

Procedures and Forms

- 6.9. The EMS contains a number of procedures that cover its implementation, waste acceptance, operations controls and emergencies. Records to be produced in accordance with these procedures are provided in the EMS as forms. These completed forms provide records that evidence the implementation of the EMS. The following list details procedures that are included in the EMS;

Implementation

- Environmental Training, Awareness and Competence
- Compliance with Legal requirements
- Staff Organogram
- Reviewing and Auditing Documentation that outlines how reviewing of the EMS and associated documentation is undertaken. This procedure contains a list of how frequently documents within the EMS should be reviewed / audited.

Operational Control

- Housekeeping, litter, pests and vermin



- Noise Control
- Waste storage and Handling
- Site Security
- Reporting and Investigation of Accidents, Incidents and Complaints
- Dust, Fibres and Particulates
- Maintenance
- Waste Storage procedure including information on the following:
 - Identification of wastes stored on site.
 - Storage times of waste on site.
 - Quantity of Waste Stored on site.

Waste Acceptance and Rejection

- Waste Acceptance
- Waste Rejection and Non-compliance
- Waste Reporting
- Duty of Care

Environmental Protection

- Dust Fibres and Particulate
- Mud and Debris
- Noise Control
- Odour
- Surface Water Management

Emergency Provisions

- Environmental Accidents /Incidents / Complaints and associated forms
- Fire
- Flood
- Spillages
- Utility Failure

Reporting

- Waste Returns
- Notifications to the Environment Agency
This list is not exhaustive.

Drawings

The drawings included in the EMS include:

- Site Boundary plan
- Site Layout plan

Technical Competence Management

6.10. It was agreed with the Environment Agency that the following WAMITAB course was appropriate for this waste application process:



- WAMITAB Level 4 Certificate in Waste and Resource Management (VRQ), comprising of the following units:
 - VRQ401 - Health and safety in the waste and resource management industry
 - VRQ402 - Environmental protection in the waste and resource management industry
 - VRQ403 - Principles of sustainable waste and resource management
 - VRQ404 - Legislation for the operation of a waste management facility
 - VRQ405 - Stakeholder communication and other non-legislative factors affecting the waste and resource management industry
 - VRQ406 - Principles and practices of managing a physical treatment processing facility (Transfer and Treatment of non-hazardous waste).

6.11. We propose that the pre-agreed WAMITAB training route is appropriate for the proposed waste operations.

6.12. Alex Sohrabian and Jason Bell are the Technically Competent Managers for this Site. See table below for more information.

First Name	Alex	Jason
Last Name	Sohrabian	Bell
Date of Birth	██████████	██████████
Phone	+44 (0) 208 993 4484	0125639200
Email	Alex.Sohrabian@elis.com	Jason.bell@elis.com

6.13. A copy of the WAMITAB certificate for the Technically Competent Managers are included in Appendix 3.



Drawing

Permit Boundary Plan

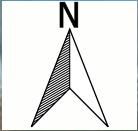
Drawing number 21/012d 008a V2

Site Layout Plan

Drawing number 21/012m 001a



- Permit Boundary Plan
- Battery Storage
- Waste Storage & Quarantine



Elis UK Ltd

Site Layout Plan

12 Colville Road,
Acton,
W3 8BL

27th February 2024

Scale: 1:800

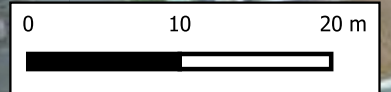
21/012m 001a



T 01952 879705 E info@westburyenv.co.uk


A Agriculture House, Southwater Way
Telford, Shropshire, TF3 4NR

W www.westburyenv.co.uk





Legend

 Permit boundary

Elis UK Ltd

Permit boundary plan

12 Colville Road,
Acton,
W3 8BL

13 March 2023

Scale: 1:2500

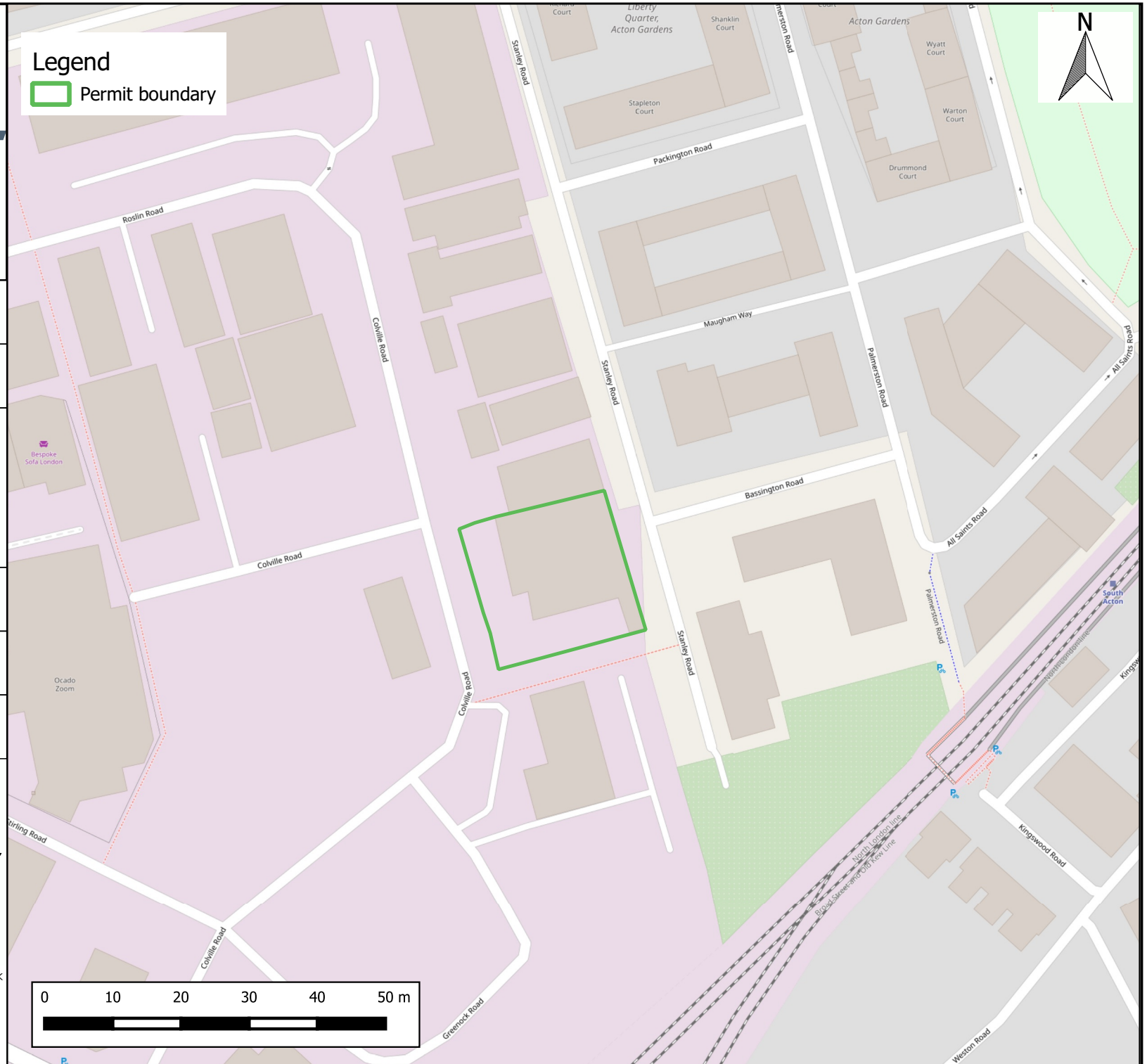
21/012d 008a V2



T 01952 879705 E info@westburyenv.co.uk

A Agriculture House, Southwater Way
Telford, Shropshire, TF3 4NR

W www.westburyenv.co.uk





Application form

Part A

Application for an environmental permit

Part A – About you



You will need to fill in this part A if you are applying for a new permit, applying to change an existing permit or surrender your permit, or want to transfer an existing permit to yourself. Please check that this is the latest version of the form available from our website.

You can apply online for Waste standard rules environmental permits, bespoke waste permits and bespoke Medium combustion plant permits

Apply online for an environmental permit.

Please read through this form and the guidance notes that came with it.

The form can be:

- 1) saved onto a computer and then filled in. Please note that the form follows a logic that means questions will open or stay closed depending on a previous answer. So you may not be able to enter text in some boxes.
- 2) printed off and filled in by hand. Please write clearly in the answer spaces.

Note: if you believe including information on a public register would not be in the interests of national security you must enclose a letter telling us that you have told the Secretary of State. We will not include the information in the public register unless directed otherwise.

It will take less than one hour to fill in this part of the application form.

Where you see the term 'document reference' on the form, give the document references and send the documents with the application form when you've completed it.

Contents

- 1 About you
 - 2 Applications from an individual
 - 3 Applications from an organisation of individuals or charity
 - 4 Applications from public bodies
 - 5 Applications from companies or corporate bodies
 - 6 Your address
 - 7 Contact details
 - 8 How to contact us
 - 9 Where to send your application
- Appendix 1 – Date of birth information for installation and waste activities (applications for a new permit or transferring a permit) only

1 About you

Are you applying as an individual, an organisation of individuals (for example, a partnership), a company (this includes Limited Liability Partnerships) or a public body?

An individual

Now go to section 2 and if you are applying for a new permit or transferring a permit for an installation or waste activity please also fill in Appendix 1

An organisation of individuals (for example, a partnership)

Now go to section 3 and if you are applying for a new permit or transferring a permit for an installation or waste activity please also fill in Appendix 1

A public body

Now go to section 4

A registered company or other corporate body

Now go to section 5 and if you are applying for a new permit or transferring a permit for an installation or waste activity please also fill in Appendix 1

2 Applications from an individual

2a Please give us the following details

Name

Title (Mr, Mrs, Miss and so on)

First name

Last name

Now go to section 6

3 Applications from an organisation of individuals or charity

3a Type of organisation

For example, a charity, a partnership, a group of individuals or a club

3b Details of the organisation or charity

If you are an organisation of individuals, please give the details of the main representative below. If relevant, provide details of other members (please include their title Mr, Mrs and so on) on a separate sheet and tell us the document reference you have given this sheet

Contact name

Title (Mr, Mrs, Miss and so on)

First name

Last name

Now go to question 3c or section 6

3c Details of charity

Full name of charity

This should be the full name of the legal entity not any trading name.

3d Company registration number

If you are registered with Companies House please tell us your registration number

3e Charity Commission number

If you are registered with the Charity Commission please tell us your registration number

Now go to section 6

4 Applications from public bodies

4a Type of public body

For example, NHS trust, local authority, English county council

4b Name of the public body

4c Please give us the following details of the executive

An officer of the public body authorised to sign on your behalf

Name

Title (Mr, Mrs, Miss and so on)

First name

Last name

Position

Now go to section 6

5 Applications from companies or corporate bodies

5a Name of the company

5b Company registration number

Date of registration (DD/MM/YYYY)

If you are applying as a corporate organisation that is not a limited company, please provide evidence of your status and tell us below the reference you have given the document containing this evidence.

Document reference

5 Applications from companies or corporate bodies, continued

5c Please give details of the directors

If relevant, provide details of other directors and company secretary, if there is one, on a separate sheet and tell us the reference you have given this sheet.

Document reference

Details of company secretary (if relevant) and director/s

Title (Mr, Mrs, Miss and so on)

First name

Last name

Title (Mr, Mrs, Miss and so on)

First name

Last name

Now go to section 6

6 Your address

6a Your main (registered office) address

For companies this is the address on record at Companies House.

Contact name

Title (Mr, Mrs, Miss and so on)

First name

Last name

Address

Postcode

Contact numbers, including the area code

Phone

Fax

Mobile

Email

For an organisation of individuals every partner needs to give us their details, including their title Mr, Mrs and so on. So, if necessary, continue on a separate sheet and tell us below the reference you have given the sheet.

Document reference

6b Main UK business address (if different from above)

Contact name

Title (Mr, Mrs, Miss and so on)

First name

Last name

Address

Postcode

6 Your address, continued

Contact numbers, including the area code

Phone

Fax

Mobile

Email

Now go to section 7

7 Contact details

7a Who can we contact about your application?

It will help us if there is someone we can contact if we have any questions about your application. The person you name should have the authority to act on your behalf.

Please add a second contact on a separate sheet if this person is not always available.

Document reference of this separate sheet

This can be someone acting as a consultant or an 'agent' for you.

Contact name

Title (Mr, Mrs, Miss and so on)

First name

Last name

Address

Postcode

Contact numbers, including the area code

Phone

Fax

Mobile

Email

7b Who can we contact about your operation (if different from question 7a)?

Contact name

Title (Mr, Mrs, Miss and so on)

First name

Last name

Address

Postcode

Contact numbers, including the area code

Phone

Fax

Mobile

Email

7 Contact details, continued

7c Who can we contact about your billing or invoice?

Note: Please provide the name and address that all invoices should be sent to for your subsistence fees.

As in question 7a

As in question 7b

Please give details below if different from question 7a or 7b.

Contact name

Title (Mr, Mrs, Miss and so on)

First name

Last name

Address

Postcode

Contact numbers, including the area code

Phone

Fax

Mobile

Email

8 How to contact us

If you need help filling in this form, please contact the person who sent it to you or contact us as shown below.

General enquiries: 03708 506 506 (Monday to Friday, 8am to 6pm)

Textphone: 03702 422 549 (Monday to Friday, 8am to 6pm)

Email: enquiries@environment-agency.gov.uk

Website: www.gov.uk/government/organisations/environment-agency

If you are happy with our service, please tell us. It helps us to identify good practice and encourages our staff. If you're not happy with our service, please tell us how we can improve it. More information on how to do this is available at: www.gov.uk/government/organisations/environment-agency/about/complaints-procedure.

Please tell us if you need information in a different language or format (for example, in large print) so we can keep in touch with you more easily.

9 Where to send your application

For how many copies to send see the guidance note on part A.

For water discharges by email to PSC-WaterQuality@environment-agency.gov.uk

For waste and installations by email to PSC@environment-agency.gov.uk

For flood risk activity permits send 1 copy only to enquiries@environment-agency.gov.uk or to the local Environment Agency office for where the work is proposed to be carried out.

Or

Permitting Support, NPS Sheffield
Quadrant 2
99 Parkway Avenue
Parkway Business Park
Sheffield
S9 4WF

Feedback

(You don't have to answer this part of the form, but it will help us improve our forms if you do.)

We want to make our forms easy to fill in and our guidance notes easy to understand. Please use the space below to give us any comments you may have about this form or the guidance notes that came with it.

How long did it take you to fill in this form? _____

We will use your feedback to improve our forms and guidance notes, and to tell the Government how regulations could be made simpler.

Would you like a reply to your feedback?

Yes please

No thank you



For Environment Agency use only

Date received (DD/MM/YYYY)

Our reference number

Payment received?

No

Yes Amount received

£ _____

Appendix 1 – Date of birth information for installation and waste activities (applications for a new permit or transferring a permit) only

Date of birth information in this appendix will not be put onto our Public Register

Are you applying as an individual, an organisation of individuals (for example, a partnership) or a company (this includes Limited Liability Partnerships)?

- An individual Now go to 2
- An organisation of individuals (for example, a partnership) Now go to 3
- A registered company or other corporate body Now go to 4

2 Applications from an individual

Please give us the following details

Name

Date of birth (DD/MM/YY)

3 Applications from an organisation of individuals or charity

Details of the organisation or charity

If you are an organisation of individuals, please give the date of birth details of the main representative below. If relevant, provide details of other members on a separate sheet and tell us the document reference you have given this sheet.

Name

Date of birth (DD/MM/YY)

Document reference

4 Applications from companies or corporate bodies

Name of the company

Please give the date of birth details for all directors and company secretary if there is one. If relevant, provide those details of other directors on a separate sheet and tell us the document reference you have given this sheet.

Details of company secretary (if relevant) and director/s

Name

Date of birth (DD/MM/YY)

Name

Date of birth (DD/MM/YY)

Name

Date of birth (DD/MM/YY)

Document reference



Application form

Part B2

Application for an environmental permit

Part B2 – General – new bespoke permit



Fill in this part of the form together with parts A and F1 if you are applying for a new bespoke permit. You also need to fill in part B3, B4, B5, B6, or B7 (this depends on what activities you are applying for). Please check that this is the latest version of the form available from our website.

You can apply online for waste bespoke environmental permits at https://apply_for_environmental_permit.service.gov.uk/start/start_or_open_saved

Please read through this form and the guidance notes that came with it.

The form can be:

1) saved onto a computer and then filled in. Please note that the form follows a logic that means questions will open or stay closed depending on a previous answer. So you may not be able to enter text in some boxes.

2) printed off and filled in by hand. Please write clearly in the answer spaces

It will take less than two hours to fill in this part of the application form.

Contents

- [1 About the permit](#)
- [2 About the site](#)
- [3 Your ability as an operator](#)
- [4 Consultation](#)
- [5 Supporting information](#)
- [6 Environmental risk assessment](#)
- [7 How to contact us](#)
- [Appendix 1 – Low impact installation checklist](#)
- [Appendix 2 – Date of birth information for Relevant offences and/or Technical ability questions only](#)

1 About the permit

1a Discussions before your application

If you have had discussions with us before your application, give us the permit reference or details on a separate sheet. Tell us below the reference you have given this extra sheet.

Permit or document reference

1b Is the permit for a site or for mobile plant?

Site Now go to section 2
 Mobile plant Now go to question 1c

Note: The term ‘mobile plant’ does not include mobile sheep dipping units.

Mobile plant

1c Have we told you during pre-application discussions that we believe that a mobile permit is suitable for your activity?

No

Yes

1d Have there been any changes to your proposal since this discussion?

No Now go to section 3

Yes You should send us a description of the activity you want to carry out, highlighting the changes you have made since our pre-application discussions

Document reference

Now go to section 3

2 About the site

But not mobile plant

2a What is the site name, address, postcode and national grid reference?

Site name

Address

Postcode

National grid reference for the site
(for example, ST 12345 67890)

2b What type of regulated facility are you applying for?

Note: if you are applying for more than one regulated facility then go to 2c.

Installation

Waste operation

Mining waste operation

Water discharge activity

Groundwater activity (point source)

Groundwater activity (discharge onto land)

What is the national grid reference for the regulated facility (if only one)?

(See the guidance notes on part B2.)

As in 2a above

Different from that in 2a

Please fill in the national grid reference below

National grid reference for the regulated facility

Now go to question 2d

2 About the site, continued

2c If you are applying for more than one regulated facility on your site, what are their types and their grid references?

See the guidance notes on part B2.

Regulated facility 1

National grid reference

What is the regulated facility type?

Installation

Waste operation

Mining waste operation

Water discharge activity

Groundwater activity (point source)

Groundwater activity (discharge onto land)

Regulated facility 2

National grid reference

What is the regulated facility type?

Installation

Waste operation

Mining waste operation

Water discharge activity

Groundwater activity (point source)

Groundwater activity (discharge onto land)

Use several copies of this page or separate sheets if you have a long list of regulated facilities. Send them to us with your application form. Tell us below the reference you have given these extra sheets.

Document reference

Now go to question 2d

2 About the site, continued

2d Low impact installations (installations only)

Are any of the regulated facilities low impact installations?

No

Yes If yes, tell us how you meet the conditions for a low impact installation (see the guidance notes on part B2 – Appendix 1).

Document reference _____

Tick the box to confirm you have filled in the low impact installation checklist in appendix 1 for each regulated facility

2e Treating batteries

Are you planning to treat batteries? (See the guidance notes on part B2.)

No

Yes Tell us how you will do this, send us a copy of your explanation and tell us below the reference you have given this explanation

Document reference for the explanation _____

2f Ship recycling

Is your activity covered by the Ship Recycling Regulations 2015? (See the guidance notes on part B2.)

No

Yes Tell us how you will do this. Please send us a copy of your explanation and your facility recycling plan, and tell us below the reference numbers you have given these documents

Document reference for the explanation _____

Document reference for the facility recycling plan _____

2g Multi-operator installation

If the site is a multi-operator site (that is there is more than one operator of the installation) then fill in the table below the application reference for each of the other permits.

Table 1 – Other permit application references

3 Your ability as an operator

If you are only applying for a standalone water discharge or for a groundwater activity, you only have to fill in question 3d.

3a Relevant offences

Applies to all except standalone surface water discharges and groundwater discharges (see the guidance notes on part B2).

3a1 Have you, or any other relevant person, been convicted of any relevant offence?

No Now go to question 3b

Yes Please give details below

Name of the relevant person

Title (Mr, Mrs, Miss and so on) _____

First name _____

Last name _____

Position held at the time of the offence _____

Name of the court where the case was dealt with _____

Date of the conviction (DD/MM/YYYY) _____

Offence and penalty set _____

Date any appeal against the conviction will be heard
(DD/MM/YYYY) _____

If necessary, use a separate sheet to give us details of other relevant offences and tell us below the reference number you have given the extra sheet.

Now go to question 3b

Please also complete the details in Appendix 2.

3b Technical ability

Relevant waste operations only (see the guidance notes on part B2).

Please indicate which of the two schemes you are using to demonstrate you are technically competent to operate your facility and the evidence you have enclosed to demonstrate this.

ESA/EU skills

Please select one of the following:

I have enclosed a copy of the current Competence Management System certificate

or

We will have a certified Competence Management System within 12 months and have enclosed evidence of the contract with an accredited certification body

3 Your ability as an operator, continued

CIWM/WAMITAB scheme

Your answers below must relate to the person(s) providing technically competent management when the permitted activities start.

Please select **one** of the following:

- I have enclosed a copy of:
 - the relevant qualification certificate/s

or

 - evidence of deemed competence

or

 - Environment Agency assessment

or

 - evidence of nominated manager status under the transitional provisions for previously exempt activities

and, if deemed competent or Agency-assessed, or nominated manager, or if the original qualification is over two years old:

I have enclosed a copy of the relevant current continuing competence certificate/s
- The technically competent manager will complete their qualification within four weeks of starting the permitted activities and I have enclosed evidence of their registration with WAMITAB or their EPOC booking as appropriate
- **For medium- and high-risk tier activities other than landfill**
The technically competent manager will complete the qualification within 12 months and I have enclosed evidence of their registration with WAMITAB and, where relevant, EPOC booking. I understand they must complete either four specified units of the relevant qualification or an EPOC within four weeks of the permitted activities commencing

For each technically competent manager please give the following information. If necessary, use a separate sheet to give us these details and tell us below the document reference you have given the extra sheet.

Title (Mr, Mrs, Miss and so on)	_____
First name	_____
Last name	_____
Phone	_____
Mobile	_____
Email	_____

Please provide the environmental permit number/s and site address for all other waste activities that the proposed technically competent manager provides technical competence for, including permits held by other operators. Continue on a separate sheet as required.

3 Your ability as an operator, continued

Permit number	Site address	Postcode

Document reference

Now go to question 3c

Please also complete the details in Appendix 2.

3c Finances

Installations, waste operations and mining waste operations only.

Please note that if you knowingly or carelessly make a statement that is false or misleading to help you get an environmental permit (for yourself or anyone else), you may be committing an offence under the Environmental Permitting (England and Wales) Regulations 2016.

Do you, or any relevant person, or a company in which you (or they) (or any relevant person) were a relevant person, have current or past bankruptcy or insolvency proceedings against you?

No

Yes Please give details below, including the required set-up costs (including infrastructure), maintenance and clean up costs for the proposed facility against which a credit check may be assessed

We may want to contact a credit reference agency for a report about your business's finances.

Landfill, Category A mining waste facilities and mining waste facilities for hazardous waste only

How do you plan to make financial provision (to operate a landfill or a mining waste facility you need to show us that you are financially capable of meeting the obligations of closure and aftercare)?

Renewable bonds

Cash deposits with the Environment Agency

Other – provide comprehensive details

Document reference

3 Your ability as an operator, continued

Provide a cost profile and expenditure plan of your estimated costs throughout the aftercare period of your site.

Document plan reference

Now go to question 3d

3d Management systems (all)

You must have an effective, written management system in place that identifies and reduces the risk of pollution. You may show this by using a certified scheme or your own system.

Your permit requires you (as the operator) to ensure that you manage and operate your activities in accordance with a written management system.

You need to be able to explain what happens at each site and which parts of the overall management system apply. For example at some sites you may need to show you are carrying out additional measures to prevent pollution because they are nearer to sensitive locations than others.

You can find guidance on management systems on our website at <https://www.gov.uk/guidance/develop-a-management-system-environmental-permits>

Tick this box to confirm that you have read the guidance and that your management system will meet our requirements

What management system will you provide for your regulated facility?

ISO 14001

BS 8555 (Phases 1–5)

Green dragon

Own management system

EMAS Global

Other

Please make sure you send us a summary of your management system with your application.

Document reference/s

4 Consultation

Fill in 4a to 4c for installations and waste operations and 4d for installations only.

Could the waste operation or installation involve releasing any substance into any of the following?

4a A sewer managed by a sewerage undertaker?

No

Yes Please name the sewerage undertaker _____

4b A harbour managed by a harbour authority?

No

Yes Please name the harbour authority _____

4c Directly into relevant territorial waters or coastal waters within the sea fisheries district of a local fisheries committee?

No

Yes Please name the fisheries committee _____

4d Is the installation on a site for which:

4d1 a nuclear site licence is needed under section 1 of the Nuclear Installations Act 1965?

No

Yes

4d2 a policy document for preventing major accidents is needed under regulation 5 of the Control of Major Accident Hazards Regulations 2015, or a safety report is needed under regulation 7 of those Regulations?

No

Yes

5 Supporting information

5a Provide a plan or plans for the site

But not any mobile plant

Clearly mark the site boundary or discharge point, or both. Also include site drainage plans, site layout plans, and plant design drawings/process flow diagrams (as required).

(See the guidance notes on part B2.)

Document reference/s of the plans _____

5b Provide the relevant sections of a site condition/baseline report if this applies

See the guidance notes on part B2 for what needs to be marked on the plan.

Document reference of the report _____

If you are applying for an installation, tick the box to confirm that you have sent in a baseline report

5c Provide a non-technical summary of your application

See the guidance notes on part B2.

Document reference of the summary _____

5 Supporting information, continued

5d Are you applying for an activity that includes the storage of combustible wastes?

This applies to all activities excluding standalone water and groundwater discharges.

No

Yes Provide a fire prevention plan (see the guidance notes on part B2). You need to highlight any changes you have made since your pre-application discussions.

Document reference of the plan

6 Environmental risk assessment

Provide an assessment of the risks each of your proposed regulated facilities poses to the environment. The risk assessment must follow the methodology set out in 'Risk assessments for your environmental permit' at www.gov.uk/government/collections/technical-guidance-for-regulated-industry-sectors-environmental-permitting or an equivalent method.

Document reference for the assessments

For Waste and Installation Permits only

All bespoke waste and installations permit applications must carry out a climate change risk assessment if the planned duration of the operation is more than 5 years. This will normally be reviewed and discussed with you as part of our compliance activities. However, we may require you to submit your climate change risk assessment as part of your application depending on your risk screening score. We will consider the information contained within your climate change risk assessment when we grant your permit. Conditions may be applied to some permits to manage climate risks.

6b Climate change risk screening

See the guidance to Part B2.

Mark your score in each category in the table below. Add each individual score to give a total.

CATEGORY	SCREENING QUESTIONS	SCORE	YOUR SCORE
1 TIMESCALES	How long will a permit be required for this site/activity? 5 years or less of operation. No need to fill in the rest of the screening. You do not need to fill in a risk assessment. Please go straight to question 7.	0	
	Less than 20 years of operation	1	
	Until between 2040 and 2060 (between 20 and 40 years from now)	3	
	Until 2060 or beyond (more than 40 years from now)	5	
2 FLOODING	What is your site's risk of flooding from rivers or the sea?		
	Not in a flood-risk zone	0	
	Very low or Low	1	
	Medium	2	
	High	5	
3 WATER USE	If you use water for your site operations or fire prevention, what is the source of your water?		
	Water not required	0	
	Mains water	1	
	Surface water or groundwater abstraction	5	
TOTAL SCREENING SCORE			

If your total screening score is 5 or more, complete the climate change risk assessment and submit it with your permit application.

If you expect to operate for 5 years or less, you do not need to submit a risk assessment with your application, regardless of your screening score.

You must enter your score for every category in the table above. If you expect to operate for 5 years or less you may enter 'Not Applicable' for categories 2 and 3.

Document reference of the risk assessment

(if submitted with application)

If your total screening score is less than 5 we may still request your risk assessment as part of determining this application if we believe you face unmanaged climate risks.

If we do not review your risk assessment as part of your application, it will form part of your Environmental Management System and we will discuss it with you as part of our compliance activities.

7 How to contact us

If you need help filling in this form, please contact the person who sent it to you or contact us as shown below. General enquiries: 03708 506 506 (Monday to Friday, 8am to 6pm)

Textphone: 03702 422 549 (Monday to Friday, 8am to 6pm)

Email: enquiries@environment-agency.gov.uk

Website: www.gov.uk/government/organisations/environment-agency

If you are happy with our service, please tell us. It helps us to identify good practice and encourages our staff. If you're not happy with our service, please tell us how we can improve it.

Please tell us if you need information in a different language or format (for example, in large print) so we can keep in touch with you more easily.

Feedback

(You don't have to answer this part of the form, but it will help us improve our forms if you do.)

We want to make our forms easy to fill in and our guidance notes easy to understand. Please use the space below to give us any comments you may have about this form or the guidance notes that came with it.

How long did it take you to fill in this form? _____

We will use your feedback to improve our forms and guidance notes, and to tell the Government how regulations could be made simpler.

Would you like a reply to your feedback?

Yes please

No thank you



For Environment Agency use only

Date received (DD/MM/YYYY)

Payment received?

No

Our reference number

Yes

Amount received

£ _____

Plain English Campaign’s Crystal Mark does not apply to appendix 1.**Appendix 1 – Low impact installation checklist****See the guidance notes on part B2.**

Installation reference				
Condition	Response			Do you meet this?
A – Management techniques	Provide references to show how your application meets A			Yes
	References			No
B – Aqueous waste	Effluent created		m ³ /day	Yes No
C – Abatement systems	Provide references to show how your application meets C			Yes
	References			No
D – Groundwater	Do you plan to release any hazardous substances or non-hazardous pollutants into the ground?		Yes No	Yes No
E – Producing waste	Hazardous waste		Tonnes per year	Yes No
	Non-hazardous waste		Tonnes per year	
F – Using energy	Peak energy consumption		MW	Yes No
G – Preventing accidents	Do you have appropriate measures to prevent spills and major releases of liquids?		Yes No	Yes No
	Provide references to show how your application meets G			
	References			
H – Noise	Provide references to show how your application meets H			Yes
	References			No
I – Emissions of polluting substances	Provide references to show how your application meets I			Yes
	References			No
J – Odours	Provide references to show how your application meets J			Yes
	References			No
K – History of keeping to the regulations	Say here whether you have been involved in any enforcement action as described in Compliance History Appendix 1 guidance notes		Yes No	

Appendix 2 – Date of birth information for Relevant offences and/or Technical ability questions only

Date of birth information in this appendix will not be put onto our Public Register

Have you filled in the Relevant Offences question?

Yes

No

Have you filled in the Technical ability question?

Yes

No

Relevant Offences - date of birth information

Please give us the following details

Name

Date of birth (DD/MM/YYYY)

Technical ability - date of birth information

Name

Date of birth (DD/MM/YYYY)



Application form

Part B4

Application for an environmental permit

Part B4 – New bespoke waste operation permit



Fill in this part of the form, together with parts A, B2 and F1, if you are applying for a new bespoke permit for a waste operation. Please check that this is the latest version of the form available from our website.

Please read through this form and the guidance notes that came with it.

You can apply online for waste bespoke environmental permits.

Apply online for an environmental permit.

The form can be:

- 1) saved onto a computer and then filled in. Please note that the form follows a logic that means questions will open or stay closed depending on a previous answer. So you may not be able to enter text in some boxes.
- 2) printed off and filled in by hand. Please write clearly in the answer spaces.

It will take less than three hours to fill in this part of the application form.

Contents

- 1 What waste operations are you applying for?
- 2 Point source emissions to air, water and land
- 3 Operating techniques
- 4 Monitoring
- 5 How to contact us

Appendix 1 – Specific questions for the recovery to land for agricultural benefit of compost like outputs from the treatment of mixed municipal solid wastes

Appendix 2 – Specific questions for inert waste landfill and deposit for recovery operations

1 What waste operations are you applying for?

Fill in Table 1a with details of what you are applying for.

Fill in a separate table for each waste operation you are applying for. Use a separate sheet if you have a long list and send it to us with your application form. Tell us below the reference you have given the extra sheet.

Document reference

Types of waste accepted

For each line in Table 1a, fill in a separate document to list those wastes you will accept on the site for that operation, giving the List of Wastes catalogue code (search for 'Technical guidance on how to assess and classify waste' at www.gov.uk/government/organisations/environment-agency). If you need to exclude waste from your activity or facility by restricting the description, quantity, physical nature, hazardous properties, composition or characteristic of the waste, include these in the document. Send it to us with your application form.

1 What waste operations are you applying for?, continued

Table 1a – Waste operations which do not form part of an installation

Name of the waste operation	Description of the waste operation	Annex I (D codes) and Annex II (R codes) and descriptions	Hazardous waste treatment capacity (if this applies) (See note 1)	Non-hazardous waste treatment capacity (if this applies) (See note 1)
Add extra rows if you need them. If you do not have enough room, go to the line below or send a separate document and give us the document reference here	Use the description from the guidance. Include any extra detail that you think would help to accurately describe what you want to do			
For all waste operations	Total storage capacity (see note 2)			
	Annual throughput (tonnes each year)			

Notes

1 By 'capacity', we mean:

- the total landfill capacity (cubic metres) for landfills
- the total treatment capacity (tonnes each day) for waste treatment
- the total storage capacity (tonnes) for waste-storage operations

2 By 'total storage capacity', we mean the maximum amount of waste in tonnes you store on the site at any one time.

1 What waste operations are you applying to vary?, continued

Please provide the document reference. You can use Table 1b as a template.

If you want to accept any waste with a code ending in 99, you must provide more information and a full description of the waste in the document, (for example, detailing the source, nature and composition of the waste). Where you only want to receive specific wastes within a waste code you can provide further details of the waste you want to receive. Where a waste is dual coded you should use both codes for the waste.

Document reference _____

Table 1b – Template example – types of waste accepted and restrictions

Waste code	Description of the waste
Example	Example
02 01 08*	Agrochemical waste containing hazardous substances
18 01 03*	Infectious clinical waste, not contaminated with chemicals or medicines – human healthcare (may contain sharps) for alternative treatment
17 05 03*/17 06 05*	Non-hazardous soil from construction or demolition contaminated with fragments of asbestos cement sheet

1c Deposit for recovery purposes (see Appendix 4 and the guidance notes on part B4)

Are you applying for a waste recovery activity involving the permanent deposit on waste on land for construction or land reclamation (including landfill restoration)?

No Go to section 2

Yes

Are you applying for an inert landfill permit that includes a restoration activity using waste?

No Go to section 2

Yes Please send us a copy of your restoration plan in accordance with our guidance at <https://www.gov.uk/guidance/landfill-operators-environmental-permits/restore-your-landfill-site>

Have we advised you during pre-application discussions that we believe the activity is waste recovery?

No Go to section 2

Yes

Have there been any changes to your proposal since the discussions?

No

Yes

Please send us a copy of your waste recovery plan that complies with our guidance at <https://www.gov.uk/guidance/waste-recovery-plans-and-permits>. You need to highlight any changes you have made since your pre-application discussions. Also give us the reference number of the document with your justification.

Please note that there is an additional charge for the assessment of a waste recovery plan that must be submitted as part of this application. For the charge see <https://www.gov.uk/topic/environmental-management/environmental-permits>.

Document reference _____

2 Point source emissions to air, water and land

Fill in Table 2 below with details of the point source emissions that result from the operating techniques at each of your waste operations.

Fill in one table for each waste operation.

Table 2 – Emissions

Name of the waste operation				
Point source emissions to air				
Emission point reference and location	Source	Parameter	Quantity	Unit
Point source emissions to water (other than sewers)				
Emission point reference and location	Source	Parameter	Quantity	Unit
Point source emissions to sewers, effluent treatment plants or other transfers off site				
Emission point reference and location	Source	Parameter	Quantity	Unit
Point source emissions to land				
Emission point reference and location	Source	Parameter	Quantity	Unit

Supporting information

3 Operating techniques

3a Technical standards

Fill in Table 3a for each waste operation you refer to in Table 1a above and list the ‘appropriate measures’ you are planning to use. If you are using the standards set out in the relevant technical guidance(s) (TGN) there is no need to justify using them within your documents in Table 3a.

You must justify your decisions in a separate document if:

- there is no technical standard
- the technical guidance provides a choice of standards, or
- you plan to use another standard

This justification could include a reference to the Environmental Risk Assessment provided in part B2 of the application form.

Table 3a should summarise:

- the operations undertaken
- the measures you will use to control the emissions from your process, as identified in your risk assessment or the relevant technical guidance
- how you will meet other standards set out in the relevant technical guidance

Table 3a – Technical standards

Fill in a separate table for each waste operation.

Waste operation		
Description of the waste operation Add extra rows if you need them	Appropriate measure (TGN reference)	Document reference (if appropriate)

In all cases, describe the type of facility or operation you are applying for and provide site infrastructure plans, location plans and process flow diagrams or block diagrams to help describe the operations and processes undertaken. Give the document references you use for each plan, diagram and description.

Document reference

3b General requirements

Fill in a separate table for each waste operation.

Table 3b – General requirements

Name of the waste operation	
If the technical guidance or your risk assessment shows that emissions of substances not controlled by emission limits are an important issue, send us your plan for managing them	Document reference or references
If the technical guidance or your risk assessment shows that odours are an important issue, send us your odour management plan. If your activity type is listed in the guidance document ‘Control and monitor emissions for your environmental permit’ as needing an odour management plan, or your risk assessment shows that odours are an important issue, you need to send us your odour management plan.	Document reference or references
If the technical guidance or your risk assessment shows that noise or vibration are important issues, send us your noise or vibration management plan (or both)	Document reference or references

3 Operating techniques, continued

We may need to ask for management plans or risk assessments in other circumstances based on our regulatory experience. If you are unsure as to whether you need to submit a management plan with your application, please discuss this with the Environment Agency prior to submission.

Search for 'Risk assessment for your environmental permit' at www.gov.uk/government/organisations/environment-agency.

3c Information for specific sectors

For some of the sectors, we need more information to be able to set appropriate conditions in the permit. This is as well as the information you may provide in sections 5, 6 and 7. For those activities listed in Table 3c, you must answer the questions in the related document.

Table 3c – Questions for specific sectors

Sector	Appendix
Recovery to land for agricultural benefit of compost like outputs from the treatment of mixed municipal solid wastes	See the questions in appendix 1
Inert landfill and deposit of waste on land for construction, land reclamation, restoration or improvement	See the questions in appendix 2

General information

4 Monitoring

4a Describe the measures you use for monitoring emissions by referring to each emission point in Table 2 above

You should also describe any environmental monitoring. Tell us:

- how often you use these measures
- the methods you use
- the procedures you follow to assess the measures

Document reference

4b Point source emissions to air only

Provide an assessment of the sampling locations used to measure point source emissions to air. The assessment must use M1 (search for 'M1 sampling requirements for stack emission monitoring' at www.gov.uk/government/organisations/environment-agency).

Document reference of the assessment

5 How to contact us

If you need help filling in this form, please contact the person who sent it to you or contact us as shown below.

General enquiries: 03708 506 506 (Monday to Friday, 8am to 6pm)

Textphone: 03702 422 549 (Monday to Friday, 8am to 6pm)

Email: enquiries@environment-agency.gov.uk

Website: www.gov.uk/government/organisations/environment-agency

If you are happy with our service, please tell us. It helps us to identify good practice and encourages our staff. If you're not happy with our service, please tell us how we can improve it.

Please tell us if you need information in a different language or format (for example, in large print) so we can keep in touch with you more easily.

Feedback

(You don't have to answer this part of the form, but it will help us improve our forms if you do.)

We want to make our forms easy to fill in and our guidance notes easy to understand. Please use the space below to give us any comments you may have about this form or the guidance notes that came with it.

How long did it take you to fill in this form? _____

We will use your feedback to improve our forms and guidance notes, and to tell the Government how regulations could be made simpler.

Would you like a reply to your feedback?

Yes please

No thank you



For Environment Agency use only

Date received (DD/MM/YYYY)

Our reference number

Payment received?

No

Yes Amount received

£

Plain English Campaign's Crystal Mark does not apply to appendices 1 to 2.

Appendix 1 – Specific questions for the recovery to land for agricultural benefit of compost like outputs from the treatment of mixed municipal solid wastes

1 Please provide an accurate and reliable characterisation of your compost like outputs (CLO). This should be based on sampling and analysis of the CLO produced by the treatment (MBT) process over a 12-month period and in accordance with section 2 of TGN 6.15

Document reference _____

2 Please provide an agricultural benefit assessment for the use of your CLO. This should be based on section 2 of TGN 6.15 and should be signed and dated by an appropriate technical expert

Document reference _____

3 Please provide a site-specific risk assessment of risks to soil and food chain receptors. This should be based on Schedule 2 of TGN 6.15 and include a map with a green outline showing the boundary of the area being treated and include:

- locations where the waste will be stored and spread
- any spring, well or borehole used to supply water for domestic or food production purposes that is within 250 metres of the area being treated
- any spring, well or borehole not being used for domestic or food production purposes that is within 50 metres of the area being treated
- any European designated sites (candidate or Special Area of Conservation, proposed or Special Protections Area in England and Wales or Ramsar Site) or Sites of Special Scientific Interest (SSSI) which are within 500 metres of the place where waste is to be stored or spread
- the location of public rights of way
- any Groundwater Source Protection Zones
- surface watercourses
- any buildings or houses within 250 metres of the area being treated
- land drains within the boundary

Document reference _____

4 Are the technical standards and measures fully in line with those set out in section 3 of TGN 6.15?

No Provide justification for departure from TGN 6.15 and a copy of the proposed technical standards, measures or procedures

Document reference _____

Yes

Appendix 2 – Specific questions for inert waste landfill and deposit for recovery operations

1 Please provide your Environmental Setting and Site Design (ESSD) report

Document reference _____

Note: You should use the Environment Agency template to help you develop an environmental setting and site design (ESSD) report.

2 Please provide your Waste Acceptance Procedures (including Waste Acceptance Criteria)

Document reference _____

3 Have you provided a hydrogeological risk assessment (HRA) for the site?

No Please refer to the section of your ESSD that explains why this is unnecessary for your site

Yes Document reference _____

4 Have you completed an outline engineering plan for the site?

No Please refer to the section of your ESSD that explains why this is unnecessary for your site

Yes Document reference _____

5 Have you provided a stability risk assessment (SRA) for your site?

No Please refer to the section of your ESSD that explains why this is unnecessary for your site

Yes Document reference _____

Appendix 2 – Specific questions for inert waste landfill and deposit for recovery operations, continued

6 Have you completed a monitoring plan for the site?

No Please refer to the section of your ESSD that explains why this is unnecessary for your site

Yes Document reference

7 Have you completed a plan for closing the site and procedures for looking after the site once it has closed?

No If no for deposit for recovery activities please refer to the section of your ESSD that explains why this is unnecessary for your site

Yes For inert waste landfill you must provide a closure plan

Document reference

Spreading waste to support plant growth

8a Does the activity involve the deposit of waste to create or treat a growing medium (R10 for land treatment)?

No

Yes

8b If you answered 'yes' to question 8a, does the R10 activity include the spreading of waste to improve the quality of the growing medium (e.g. soil conditioner to improve existing soil profile)?

No

Yes Go to question 8c

8c If you have answered 'Yes' to question 8b, have you completed a benefit statement?

No Please explain why

Document reference

Yes

Note: Refer to our guidance when completing your statement (including EPR 8.01, section 6).



Application Form

Part F1

Application for an environmental permit Part F1 – Charges and declarations



You will need to use an Adobe Acrobat reader product to complete this form. The form may not work properly if you use a different pdf reader, such as the one built-in to your internet browser.

Fill in this part for all applications for:

- installations (excluding new permit and variation applications for intensive farming. Use application form Part B3.5 or C3.5 instead)
- waste operations
- mining waste operations
- medium combustion plant
- specified generators
- water discharges (excluding small discharges of 23m³ per day if using Part B6.5)
- groundwater activities (excluding small discharges of 15m³ per day or less if using Part B6.5 OR existing small discharges to Source Protection Zone1 if using Part B6.6)

Please check that this is the latest version of the form available from our website.

Please read through this form and the guidance notes that came with it.

The form can be:

- 1) saved onto a computer and then filled in.
- 2) printed off and filled in by hand. Please write clearly in the answer spaces.

It will take less than two hours to fill in this part of the application form.

Contents

- 1 **Working out charges**
- 2 **Payment**
- 3 **Privacy notice**
- 4 **Confidentiality and national security**
- 5 **Declaration**
- 6 **Application checklist**
- 7 **How to contact us**
- 8 **Where to send your application**

1 Working out charges

You must fill in this section.

You have to submit an application fee with your application. For guidance on the fee and how to pay your charges, please see our charging guidance (<https://www.gov.uk/government/publications/environmental-permitting-charges-guidance>) and associated links to the current charging scheme. You can also contact us for pre-application to help work out charges

Please note that there is an annual subsistence charge to cover the costs we incur in the ongoing regulation of the permit.

1 Working out charges, continued

Table 1 – Type of application (fill number of activity being applied for in each column)

Installation	Waste	Mining waste	Medium Combustion Plant (MCP)/ Specified Generator (SG)	Water discharge	Groundwater activity

Table 2 – Charge type (A)

Charge activity reference	Charge activity description	What are you applying to do? For example, a new permit, minor variation, normal variation, substantial variation, surrender, low risk surrender, transfer	Amount
e.g. 1.17.3	e.g. Section 5.2 – landfill for hazardous waste	e.g. transfer application	e.g. £5,561
Total A			

1 Working out charges, continued

Table 3 – Additional assessment charges (B)

Part 1.19 Charges for plans and assessments			Tick appropriate
Reference	Plan or assessment	Charge	
1.19.1	Waste recovery plan	£1,231	
1.19.2	Habitats assessment (except where the application activity is a flood risk activity)	£779	
1.19.3	Fire prevention plan (except where the application activity is a farming installation)	£1,241	
1.19.4	Pests management plan (except where the application activity is a farming installation)	£1,241	
1.19.5	Emissions management plan (except where the application activity is a farming installation)	£1,241	
1.19.6	Odour management plan (except where the application activity is a farming installation)	£1,246	
1.19.7	Noise and vibration management plan (except where the application activity is a farming installation)	£1,246	
1.19.8	Ammonia emissions risk assessment (intensive farming applications only)	£620	
1.19.9	Dust and bio-aerosol management plan (intensive farming applications only)	£620	
	Advertising	£500	
Total B			

Total charges

Total A plus total B

2 Payment

Tick below to show how you have paid.

Cheque

Credit or debit card

Electronic transfer (for example, BACS)

Cheques

You should make cheques payable to 'Environment Agency' and make sure they have 'A/c Payee' written across them if it is not already printed on.

Please write the name of your company and application reference number on the back of your cheque. We will not accept cheques with a future date on them.

2 Payment, continued

Credit/debit cards

If you are paying by credit or with debit card we will call you. We can accept payments by Visa, MasterCard or Maestro card only.

Call me to arrange payment by debit or credit card

Electronic transfer BACS

If you choose to pay by electronic transfer, you will need to use the following information to make your payment:

Company name	Environment Agency
Company address	SSCL (Environment Agency), PO Box 797, Newport Gwent, NP10 8FZ
Bank	RBS/NatWest
Address	London Corporate Service Centre, CPB Services, 2nd Floor, 280 Bishopsgate, London EC2M 4RB
Sort code	60-70-80
Account number	10014411
Account name	EA RECEIPTS
Payment reference number	PSCAPPXXXXYYY

You need to create your own reference number. It should begin with PSCAPP (to reflect that the application is for a permitted activity) and it should include the first five letters of the company name (replacing the X's in the above reference number) and a unique numerical identifier (replacing the Y's in the above reference number). The reference number that you supply will appear on our bank statements.

You should also email your payment details and reference number to ea_fsc_ar@gov.sscl.com.

If you are making your payment from outside the United Kingdom, it must be in sterling. Our IBAN number is GB23NWBK60708010014411 and our SWIFTBIC number is NWBKGB2L.

If you do not quote your reference number, there may be a delay in processing your payment and application.

Provide a unique reference number for the application, i.e. do not only use the company name only

State who is paying (full name and whether this is the agent/applicant/other)

Fee paid

£ _____

Date payment sent (DD/MM/YYYY)

3 Privacy notice

The Environment Agency runs the environmental permit application service.

See <https://www.gov.uk/guidance/environmental-permits-privacy-notice> for how we use your personal information in services to services to support environmental permitting.

4 Confidentiality and national security

Confidentiality

We will normally put all the information in your application on a public register of environmental information. However, we may not include certain information in the public register if this is in the interests of national security, or because the information is confidential.

You can ask for information to be made confidential by enclosing a letter with your application giving your reasons. If we agree with your request, we will tell you and not include the information in the public register. If we do not agree with your request, we will let you know how to appeal against our decision, or you can withdraw your application. You can find guidance on confidentiality in ‘Environmental permitting guidance: core guidance’, published by Defra and available at <https://www.gov.uk/government/publications/environmental-permitting-guidance-core-guidance--2>.

Only tick the box below if you wish to claim confidentiality for parts of your application

Please treat the specified information in my application as confidential

National security

You can tell the Secretary of State that you believe including information on a public register would not be in the interests of national security. You must enclose a letter with your application telling us that you have told the Secretary of State and you must still include the information in your application. We will not include the information in the public register unless the Secretary of State decides that it should be included.

You can find guidance on national security in ‘Environmental permitting guidance: core guidance’, published by Defra and available at <https://www.gov.uk/government/publications/environmental-permitting-guidance-core-guidance--2>

You cannot apply for national security via this application.

Now fill in section 5

5 Declaration

If you knowingly or carelessly make a statement that is false or misleading to help you get an environmental permit (for yourself or anyone else), you may be committing an offence under the Environmental Permitting (England and Wales) Regulations 2016.

A relevant person should make the declaration (see the guidance notes on part F1). An agent acting on behalf of an applicant is NOT a relevant person.

Each individual (or individual trustee) who is applying for their name to appear on the permit must complete this declaration. You will have to print a separate copy of this page for each additional individual to complete.

If you are transferring all or part of your permit, both you and the person receiving the permit must make the declaration. You must fill in the declaration directly below; the person receiving the permit must fill in the declaration under the heading ‘For transfers only’.

Note: we will issue a letter to both current and new holders to confirm the transfer. If you are changing address we will need to send this letter to your new address; therefore please tell us your new address in a separate letter.

If you are unable to trace one or more of the current permit holders please see below under the transfers declaration.

5 Declaration, continued

I declare that the information in this application is true to the best of my knowledge and belief. I understand that this application may be refused or approval withdrawn if I give false or incomplete information.

If you deliberately make a statement that is false or misleading in order to get approval you may be prosecuted.

Tick this box to confirm that you understand and agree with the declaration above, then fill in the details below (you do not have to provide a signature as well)

I confirm that my standard facility will fully meet the rules that I have applied for (this only applies if the application includes standard facilities)

Tick this box if you do not want us to use information from any ecological survey that you have supplied with your application (for further information please see the guidance notes on part F1)

Name

Title

First name

Last name

on behalf of (if relevant; for example, a company or organisation and so on)

Position (if relevant; for example, a company or organisation and so on)

Today's date (DD/MM/YYYY)

For transfers only – declaration for person receiving the permit

A relevant person should make the declaration (see the guidance notes on part F1). An agent acting on behalf of an applicant is NOT a relevant person.

I declare that the information in this application to transfer an environmental permit to me is true to the best of my knowledge and belief. I understand that this application may be refused or approval withdrawn if I give false or incomplete information.

Note: If you cannot trace a person or persons holding the permit you may be able to transfer the permit without their declaration as above. Please contact us to discuss this and supply evidence in your application to confirm you are unable to trace one or all of the permit holders.

If you deliberately make a statement that is false or misleading in order to get approval you may be prosecuted.

Tick this box to confirm that you understand and agree with the declaration above, then fill in the details below (you do not have to provide a signature as well)

5 Declaration, continued

Name

Title

First name

Last name

on behalf of (if relevant; for example, a company or organisation and so on)

Position (if relevant; for example, a company or organisation and so on)

Today's date (DD/MM/YYYY)

Now go to section 6

6 Application checklist

You must fill in this section.

If your application is not complete, we will return it to you. If you aren't sure about what you need to send, contact us before you submit your application. For further information on pre-application advice, see <https://www.gov.uk/guidance/get-advice-before-you-apply-for-an-environmental-permit>.

You must do the following:

Complete legibly all parts of the application form that are relevant to you and your activities

Identify relevant supporting information in the form and send it with the application

List all the documents you are sending in the table below. If necessary, continue on a separate sheet. This separate sheet also needs to have a reference number and you should include it in the table below

For new permit applications or any changes to the site plan, provide a plan that meets the standards given in the guidance note on part F1

Provide a supporting letter for any claim that information is confidential

Get the declaration completed by a relevant person (not an agent)

Send the correct fee

6 Application checklist, continued

Question reference	Document title	Document reference

7 How to contact us

If you have difficulty filling in this form, please contact the person who sent it to you or contact us as shown below.

General enquiries: 03708 506 506 (Monday to Friday, 8am to 6pm)

Textphone: 03702 422549 (Monday to Friday, 8am to 6pm)

Email: enquiries@environment-agency.gov.uk

Website: www.gov.uk/government/organisations/environment-agency

If you are happy with our service, please tell us. It helps us to identify good practice and encourages our staff. If you're not happy with our service, or you would like us to review a decision we have made, please let us know. More information on how to do this is available at: <https://www.gov.uk/government/organisations/environment-agency/about/complaints-procedure>.

Please tell us if you need information in a different language or format (for example, in large print) so we can keep in touch with you more easily.

8 Where to send your application

For how many copies to send see the guidance note on part F1.

Please send your filled in application form and supporting documents to:

For water discharges and groundwater activities by email to

PSC-WaterQuality@environment-agency.gov.uk

For waste, installations, medium combustion plant and specified generators by email to

PSC@environment-agency.gov.uk

For large electronic documents (too large for email attachment) you can upload your applications to file sharing sites and send us a link to download the documents. Alternatively, you can send more than one email with documents attached.

Or by post to:

Permitting Support, NPS Sheffield

Quadrant 2

99 Parkway Avenue

Parkway Business Park

Sheffield

S9 4WF

Do you want all information to be sent to you by email?

Please tick this box if you wish to have all communication about this application sent via email (we will use the details provided in part A)

Feedback

(You don't have to answer this part of the form, but it will help us improve our forms if you do.)

We want to make our forms easy to fill in and our guidance notes easy to understand. Please use the space below to give us any comments you may have about this form or the guidance notes that came with it.

How long did it take you to fill in this form?

We will use your feedback to improve our forms and guidance notes, and to tell the Government how regulations could be made simpler.

Would you like a reply to your feedback?

Yes please

No thank you



For Environment Agency use only

Date received (DD/MM/YYYY)

Our reference number

Payment received?

No

Yes

Amount received (£)



Appendix 1

Site Condition Report V2



Site Condition Report, Part 1 April 2022

1.0 Site Details	
Name of the applicant	Elis UK Ltd
Activity address	Washroom waste storage, Colville Road, Acton, London, W3 8DH(Site).
National grid reference	TQ 20020 79279
Document reference and dates for Site Condition Report at permit application and surrender	[This report], Site Condition Report, Part 1, April 2022.
Document references for site plans	Permit Boundary Plan Drawing No. 21/012d 008a V2

2.0 Condition of the land at permit issue	
Environmental setting including: <ul style="list-style-type: none"> • Geology • Hydrogeology • Surface waters 	<p><u>Superficial Geology:</u> Langley Silt Member - Clay And Silt. Superficial Deposits formed up to 2 million years ago in the Quaternary Period. Local environment previously dominated by windblown deposits (U).</p> <p><u>Bedrock Geology:</u> London Clay Formation - Clay And Silt. Sedimentary Bedrock formed approximately 48 to 56 million years ago in the Palaeogene Period. Local environment previously dominated by deep seas.</p> <p>The Site is not within a Bedrock aquifer.</p> <p>There are no surface water features on Site.</p>
Pollution history including: <ul style="list-style-type: none"> • Pollution incidents that may have affected land • Historical land-uses and associated contaminants • Any visual/olfactory evidence of existing contamination • Evidence of damage to pollution prevention measures 	<p>No information on any pollution incidents has been identified which may have affected the state of the land.</p> <p>No visual or olfactory evidence of any existing contamination has been identified on the Site.</p>
Evidence of historic contamination, for example, historical site investigation, assessment, remediation, and verification reports (where available)	No records of historical site investigations, reports or remediation were available for this area of the site at the time of completing this Site Condition Report.
Baseline soil and groundwater reference data	N/A
Supporting information	N/A



Site Reconnaissance Report (a site visit was not possible; therefore, this information is based on what has been reported to us by the operator in April 2022)	
Access arrangements	The Site is accessed directly via Colville Road.
Site layout including presence and condition of above and below ground buildings/structures etc.	The wider Eils site is made up of a small car park and building where laundering services take place and waste is stored. The Site boundary is surrounded with fencing.
Evidence of disturbed land, discoloured soil or water, subsidence, above ground deposits etc.	The Site is concrete surfaced and so there is no evidence of disturbed land. There is no evidence of soil or water discolouration in the land.
Vegetation type and signs of distress or absence where it might be expected	There is no evidence of stress in the vegetation present around the boundary of the permitted area.
Significant odours from the land	No odours were detected from the Site itself or the materials on the Site.
Liquid discharges from the site	There are no point source liquid discharges from the Site.
Direction and flow of surface water run-off and presence of ponding	The Site has impermeable concrete surfacing. Any surface water is contained with kerbing which has been placed so any surface water runoff is contained within the storage areas.
Land uses in the vicinity of the site	Surrounding land-use includes an industrial estate an allotment and residential housing. The Site is largely surrounded by other industrial buildings and retailers including, Orange Café, Creative Woodwork, A&D Fasteners and Ingenuity Car Dealer. The closest residential housing is approximately 90m southeast of the Site. Acton allotments are approximately 45m south of the Site. South Acton train station / trainline runs 75m southeast of the Site.
Presence and condition of surface water features	There are no surface water features present within the Site boundary.
Evidence of any accidental/uncontrolled releases at the site (previous or current)	There is no evidence of any pollution on the Site from any accidental or uncontrolled releases.
Identify potential access constraints e.g., overhead cables, location of machinery, operations at the site.	No potential access constraints were identified.
Evidence of historic contamination, for example, historical site investigation, assessment, remediation, and verification reports (where available)	No records of historical site investigations, reports or remediation were available for the area of this Site.
Baseline soil and groundwater reference data	No baseline soil or groundwater reference data is available.



3.0 Permitted activities	
Permitted activities	Storage and transfer of select non-hazardous healthcare and washroom waste.
Non-permitted activities undertaken	The Site operates a commercial laundry service as their main business activity.
Document references for:	Permit Boundary Plan Drawing No. 21/012d 008a V2



Appendix 2

Environmental Risk Assessment V3



1. Environmental Risk Assessment

1.1. The waste operations of storage and transfer of washroom waste are carried out at Colville Road, Acton, London, W3 8DH (The Site).

1.2. This Environmental Risk Assessment is based off the following Site conditions and receptors:

- The wider land use includes predominantly industrial buildings and retailers.
- Colville road 0m west
- Stanley road 0m east
- Orange Café 0m north
- A & D Fasteners 5m south
- Enviroclean Services Ltd 12m west
- Stoneworks UK 30m northwest
- The nearest residential housing is approximately 90m southeast of the Site.
- Acton Allotments are approximately 45m southeast of the Site.
- South Acton train station / trainline runs 75m southeast of the Site.
- Gunnersby Triangle, a SSSI is located 510m south of the Site.
- The Silverlink Metro and Dudding Hill Loop railsides in Ealing (Local Wildlife Site) surrounds the Site.

Receptor	Source	Harm	Pathway	Probability of occurring	Consequence	Magnitude of risk	Justification for magnitude	Risk Management	Residual risk
Local human population	Releases of particulate matter (dusts) and infectious micro-organisms (bioaerosols).	Harm to human health - respiratory irritation and illness. Nuisance dust	Air transport then inhalation /deposition	Low	Medium	Low	The is negligible risk of dust generation from the waste activities proposed.	Dusty wastes will not be accepted to site. All waste will be double bagged and stored in sealed containers.	Negligible
Local human population, livestock and wildlife	Litter	Nuisance, loss of amenity and harm to animal health	Air transport then deposition.	Low	Medium	Low	The waste types have low litter potential.	As above	Negligible
Local human population	Waste, litter and mud on local roads	Nuisance, loss of amenity, road traffic accidents.	Vehicles entering and leaving site.	Low	Low	Low	Road safety, local residents often	Vehicles and sites are by their nature likely to be	Very low



Receptor	Source	Harm	Pathway	Probability of occurring	Consequence	Magnitude of risk	Justification for magnitude	Risk Management	Residual risk
							<p>sensitive to mud on roads.</p> <p>Waste does not pose a risk of mud.</p>	<p>sited in industrial area and thus paved.</p> <p>Vehicle movements will be daily rather than hourly.</p>	
Local human population	Odour	Nuisance, loss of amenity.	Air transport then inhalation.	Medium	Medium	Low	Waste has potential for odour.	<p>The waste arrives on Site double bagged and is stored in a sealed bin. The triple containment of the waste will provide mitigation against odour.</p> <p>Sanitary waste will be stored on Site for less than 7 days.</p>	Low
Local human population	Noise and vibration	Nuisance, loss of amenity, loss of sleep.	Noise through the air and vibration through the ground.	Low	Medium	Low	<p>Local residents often sensitive to noise and vibration.</p> <p>Waste activities are unlikely to produce noise.</p>	Vehicles accessing the site will be well maintained to reduce the production of excessive noise from vehicle movements.	Low



Receptor	Source	Harm	Pathway	Probability of occurring	Consequence	Magnitude of risk	Justification for magnitude	Risk Management	Residual risk
								The site will employ a no idling policy.	
Local human population	Scavenging animals and scavenging birds or pests.	Harm to human health - from waste carried off site. Nuisance and loss of amenity.	Air transport and over land	Low	High	Medium	Permitted wastes do not include putrescible materials and therefore unlikely to attract scavenging animals, birds or pests.	All waste will be double bagged and in sealed containers. Sanitary waste will be stored for less than 7 days. Sharps and medicine will be stored for less than 1 month. Batteries will be stored for less than 6 months.	Low
Local human population	Flooding from site	If waste is washed off site it may contaminate buildings / gardens / natural habitats downstream.	Floodwaters	Low	Medium	Low	Waste is stored in sealed containers with lids.	All waste will be double bagged and in sealed containers.	Very low
Local human population and / or livestock after gaining unauthorised access to the	All on-site hazards: wastes; machinery and vehicles.	Bodily injury	Direct physical contact	Low	Low	Low	No plant, associated with the waste activity, will be used/stored on site.	All waste will be double bagged and in sealed containers.	Very low



Receptor	Source	Harm	Pathway	Probability of occurring	Consequence	Magnitude of risk	Justification for magnitude	Risk Management	Residual risk
waste operation									
Local human population and local environment.	Arson and / or vandalism causing the release of polluting materials to air (smoke or fumes), water or land.	Respiratory irritation, illness and nuisance to local population. Injury to staff, firefighters or arsonists/vandals. Pollution of water or land.	Air transport of smoke. Spillages and contaminated firewater by direct run-off from site and via surface water drains and ditches.	Medium	Medium	Medium	Waste types are stored in separate bins and are not highly combustible.	Site will be secure at all times. All waste will be double bagged and in sealed containers.	Low
Local human population and local environment	Accidental fire causing the release of polluting materials to air (smoke or fumes), water or land.	Respiratory irritation, illness and nuisance to local population. Injury to staff or firefighters. Pollution of water or land.	As above	Low	Medium	Low	Risk of accidental combustion of waste is low.	As above. Other activities undertaken on the Site do not include fires or hot works.	Low
All surface waters close to and downstream of site.	Spillage of liquids, leachate from waste, contaminated rainwater run-off from waste.	Acute effects: oxygen depletion, fish kill and algal blooms Chronic effects: deterioration of water quality	Direct run-off from site across ground surface, via surface water drains, ditches etc. Indirect run-off via the soil layer	Low	Medium	Low	A water course is located close to the site. It is not anticipated that there would be any leachate/run off from the waste. Waste is contained in bags within sealed containers.	All waste will be double bagged and in sealed containers. Waste will be stored on concrete or within a building. The EMS will contain a waste acceptance procedure. This procedure will	Very low



Receptor	Source	Harm	Pathway	Probability of occurring	Consequence	Magnitude of risk	Justification for magnitude	Risk Management	Residual risk
								be implemented to ensure liquid wastes are not accepted onto Site and contravening wastes are removed.	
Abstraction from watercourse downstream of facility (for agricultural or potable use).	As above	Acute effects, closure of abstraction intakes.	Direct run-off from site across ground surface, via surface water drains, ditches etc. then abstraction.	Low	Low	Low	As above.	As above	Very low
Groundwater	As above	Chronic effects: contamination of groundwater, requiring treatment of water or closure of borehole.	Transport through soil/groundwater then extraction at borehole.	Low	Low	Low	As above.	As above	Very low
Local human population	Contaminated waters used for recreational purposes	Harm to human health - skin damage or gastro-intestinal illness.	Direct contact or ingestion	low	Low	Low	Unlikely due to scale and nature of the wastes stored, containment of the waste and no leachate/run off from the waste.	Waste will be triple contained. Site will be secured to unauthorised human entry.	Very low
Protected sites – Gunnersby Triangle	Noise and vibration, Releases of particulate matter (dusts)	Harm to wildlife through toxic contamination, nutrient enrichment,	Noise and dust through the air and vibration through the ground.	Low	Low	Low	Gunnersby Triangle is a SSSI located approximately 510m south of	Waste will be triple contained.	Very low



Receptor	Source	Harm	Pathway	Probability of occurring	Consequence	Magnitude of risk	Justification for magnitude	Risk Management	Residual risk
		disturbance, predation.					the Site. It is considered that there would be insignificant harm due to the scale and nature waste activities and distance to the receptor.	Site will be secured to unauthorised human entry.	
Silverlink Metro and Dudding Hill Loop Railsides in Ealing	Noise and vibration, Releases of particulate matter (dusts)	As above	As above	Low	Low	Low	<p>It is considered that there would be insignificant harm due to the scale and nature waste activities and distance to the receptor.</p> <p>Waste activities are unlikely to produce noise.</p> <p>The is negligible risk of dust generation from the waste activities proposed.</p>	<p>Waste will be triple contained.</p> <p>Site will be secured to unauthorised human entry.</p>	Very Low





Appendix 3

Evidence of Technically Competent Management

Qualification Title:

CIWM (WAMITAB) Level 4 Certificate in Waste and Resource Management

Qualification Accreditation Number:

603/3581/6

This Certificate is awarded to

Jason Bell

Verification date: 04/01/2023

Authorised:



Katie Cockburn
Professional Services Director

Learner ID: 124121

Certificate No.: 5215011

Date of Issue: 12/01/2023



ofqual
REGULATED
register.ofqual.gov.uk



The qualifications regulators logos on this certificate indicate that the qualification is accredited only for England and Wales. Qualifications Wales regulates this qualification where it is awarded to learners assessed wholly or mainly in Wales.



Units achieved by


Jason Bell

Units gained:

		Level
M/617/2098	Health and safety in the waste and resource management industry	L4
T/617/2099	Environmental protection in the waste and resource management industry	L4
D/617/2100	Principles of sustainable waste and resource management	L4
H/617/2101	Legislation for the operation of a waste management facility	L4
K/617/2102	Stakeholder communication and other non-legislative factors affecting the waste and resource management industry	L4
M/617/2103	Principles and practices of managing a physical treatment processing facility	L4

Verification date: 04/01/2023

Authorised:



Katie Cockburn
Professional Services Director

Learner ID: 124121

Certificate No.: 5215011

Date of Issue: 12/01/2023

ofqual
REGULATED
register.ofqual.gov.uk



The qualifications regulators logos on this certificate indicate that the qualification is accredited only for England and Wales. Qualifications Wales regulates this qualification where it is awarded to learners assessed wholly or mainly in Wales.



Operator Competence Certificate

Title:

Waste and Resource Management - Physical Treatment

This Certificate is awarded to

Jason Bell

Verification date: 04/01/2023

Authorised:



Katie Cockburn
Professional Services Director

Learner ID: 124121

Certificate No.: 5215011

Date of Issue: 12/01/2023



CIWM Chief Executive Officer



The Chartered Institution
of Wastes Management

This certificate is awarded by the Chartered Institution of Wastes Management (CIWM) and provides evidence to meet the Operator Competence requirements of the Environmental Permitting (EP) Regulations, which came into force on 6 April 2008.

