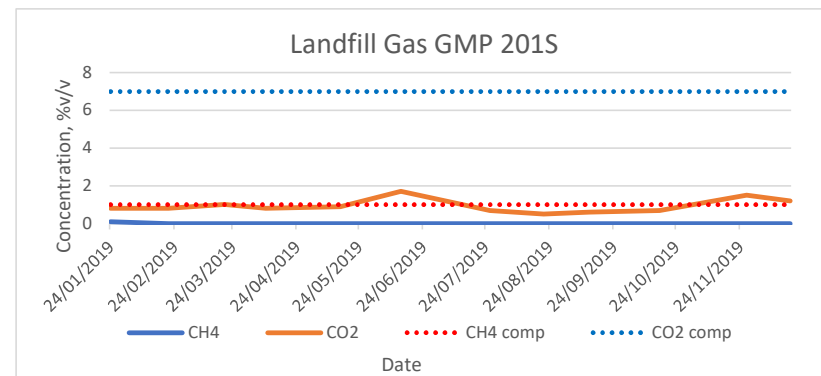
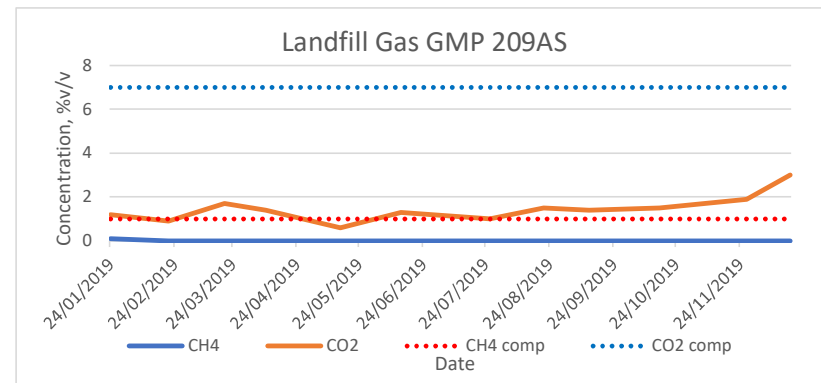
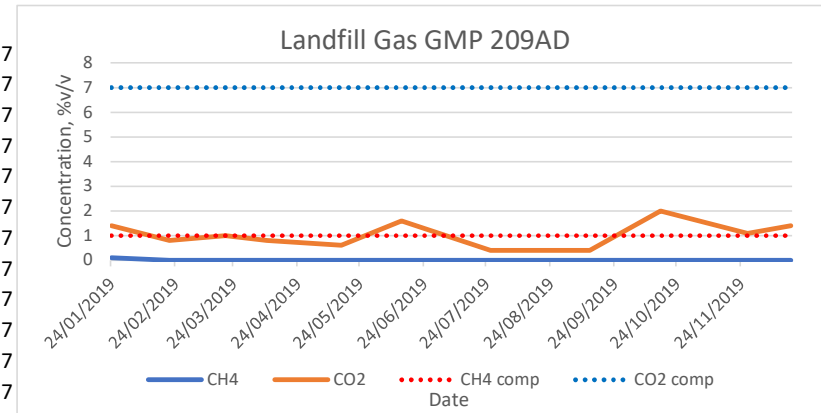


Sample Point	Date	CH4, %Vol	CO2, %Vol	O2, %Vol	Atm. Pressure, mb	Differen. Pressure, mb
Control Level, % v/v		1	7	none	none	none
WAL_209AD	24/01/2019	0.1	1.4	18.6	997	-0.34
WAL_209AD	21/02/2019	0	0.8	19.3	1012	0.39
WAL_209AD	20/03/2019	0	1	18.6	1017	0.48
WAL_209AD	09/04/2019	0	0.8	19.4	1004	0.05
WAL_209AD	15/05/2019	0	0.6	19.5	1015	0.82
WAL_209AD	13/06/2019	0	1.6	18.2	989	0.6
WAL_209AD	26/07/2019	0.0	0.4	20.2	998	0.83
WAL_209AD	21/08/2019	0.0	0.4	19.2	1012	0.63
WAL_209AD	12/09/2019	0.0	0.4	19.4	1010	0.69
WAL_209AD	16/10/2019	0	2	16.8	987	0.07
WAL_209AD	27/11/2019	0	1.1	19.2	969	-0.31
WAL_209AD	18/12/2019	0	1.4	18.9	992	-0.54
WAL_209AS	24/01/2019	0.1	1.2	20.6	997	-0.27
WAL_209AS	21/02/2019	0	0.9	20.2	1012	0.44
WAL_209AS	20/03/2019	0	1.7	18.4	1017	0.78
WAL_209AS	09/04/2019	0	1.4	19.5	1004	0.12
WAL_209AS	15/05/2019	0	0.6	20.4	1015	0.7
WAL_209AS	13/06/2019	0	1.3	20.1	989	0.05
WAL_209AS	26/07/2019	0.0	1.0	20.1	998	0.78
WAL_209AS	21/08/2019	0.0	1.5	19.9	1012	0.61
WAL_209AS	12/09/2019	0.0	1.4	19.7	1010	0.57
WAL_209AS	16/10/2019	0	1.5	19.7	987	0.24
WAL_209AS	27/11/2019	0	1.9	19.1	969	-0.19
WAL_209AS	18/12/2019	0	3	17.4	992	-0.39
WAL_B201S	24/01/2019	0.1	0.8	18.3	997	-0.22
WAL_B201S	21/02/2019	0	0.8	17.2	1012	0.48
WAL_B201S	20/03/2019	0	1	15.7	1017	0.65
WAL_B201S	09/04/2019	0	0.8	17.4	1004	0.15
WAL_B201S	15/05/2019	0	0.9	16.4	1014	0.87
WAL_B201S	13/06/2019	0	1.7	13	989	0.24
WAL_B201S	26/07/2019	0.0	0.7	17.4	998	0.83
WAL_B201S	21/08/2019	0.0	0.5	17.2	1012	0.6
WAL_B201S	12/09/2019	0.0	0.6	18.3	1010	0.77
WAL_B201S	16/10/2019	0	0.7	18.6	987	0.2
WAL_B201S	27/11/2019	0	1.5	15	969	-0.15
WAL_B201S	18/12/2019	0	1.2	17.5	991	-0.34

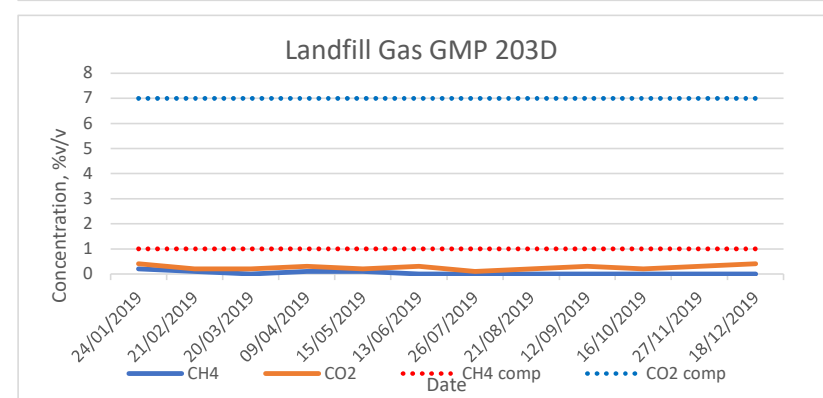
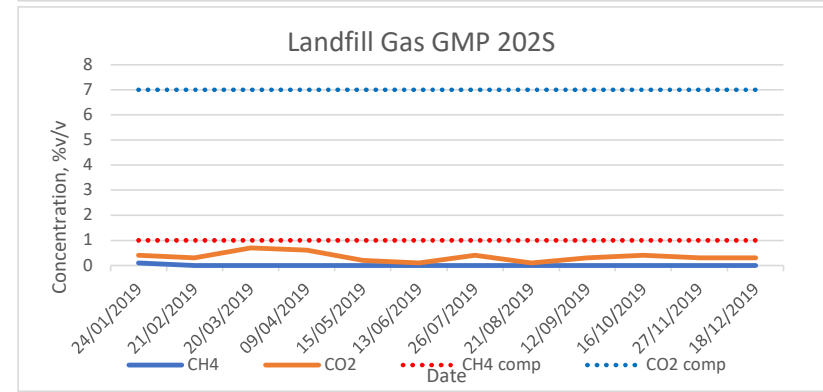
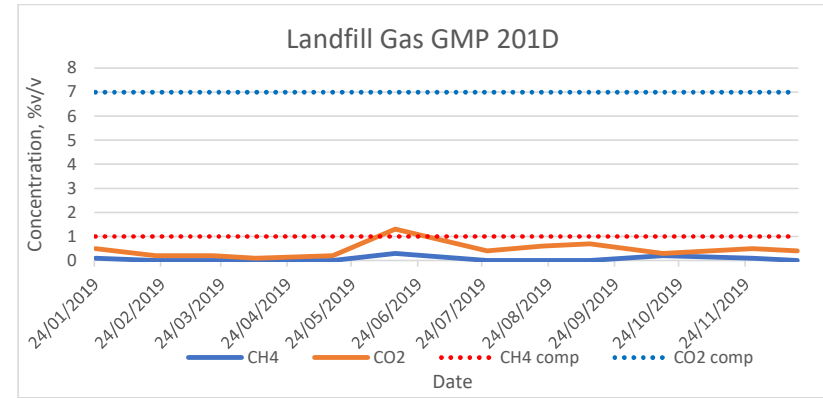
1
1
1
1
1
1
1
1
1
1
1
1
1
1
1
1
1
1
1
1



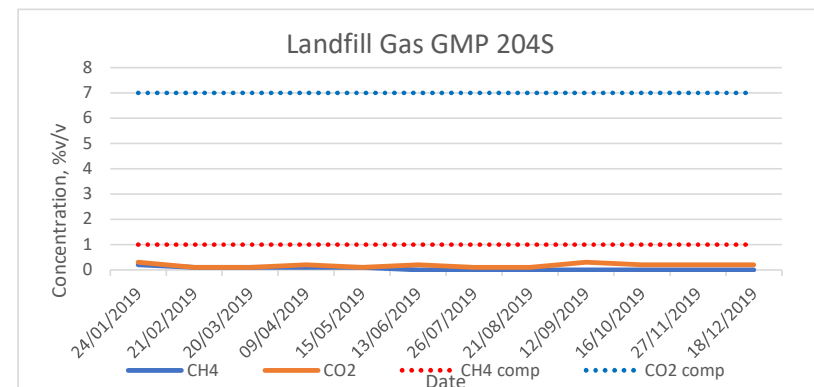
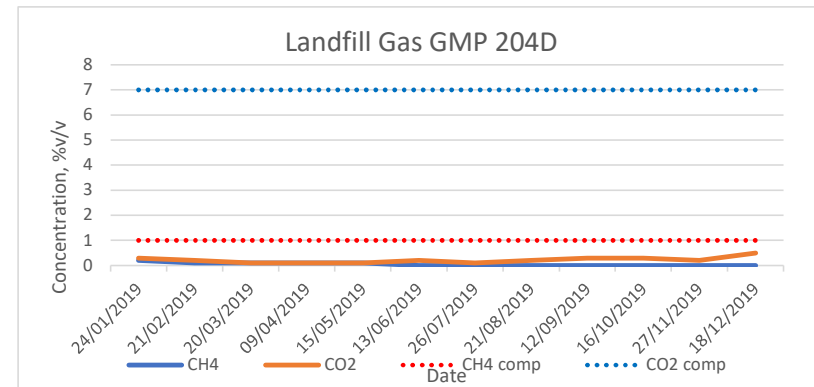
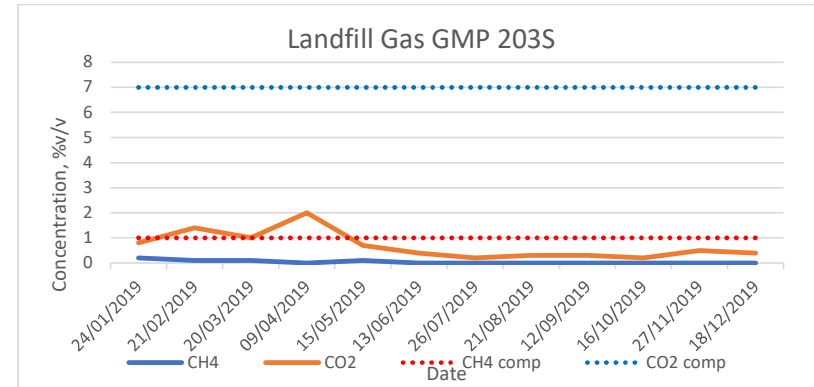
--	--	--	--	--	--	--

--

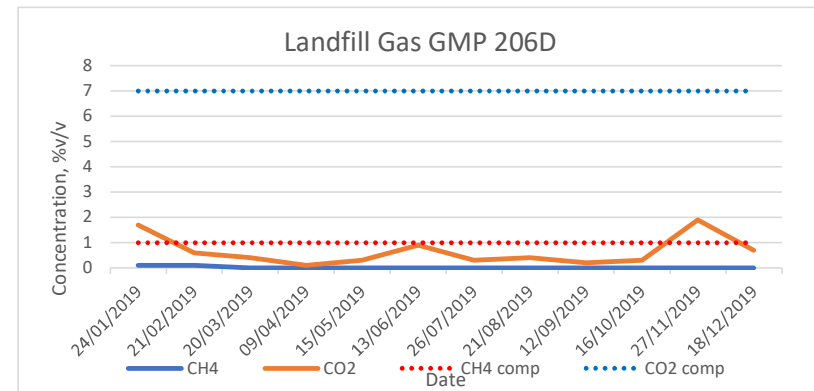
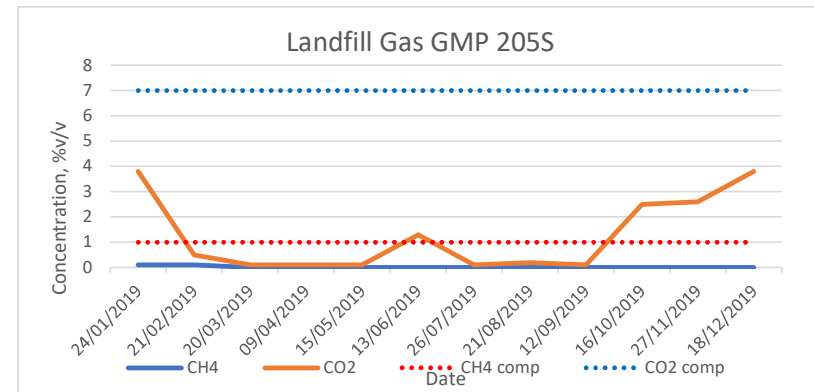
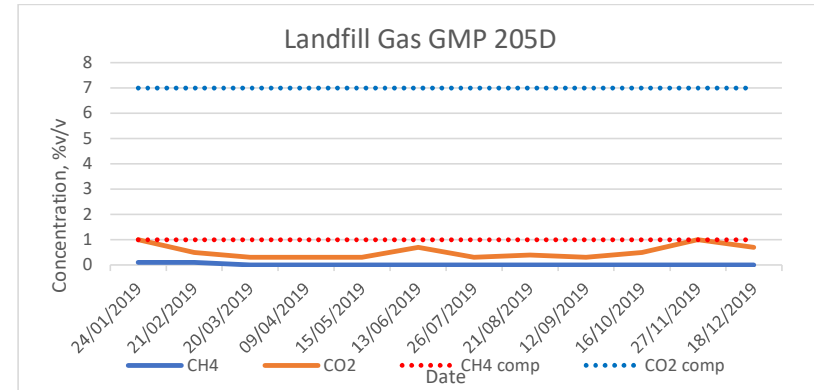
WAL_B202D	24/01/2019	0.1	0.5	21.1	997	-0.14
WAL_B202D	21/02/2019	0	0.2	21.2	1013	0.58
WAL_B202D	20/03/2019	0	0.2	21.1	1017	0.66
WAL_B202D	09/04/2019	0	0.1	21.2	1004	0.34
WAL_B202D	15/05/2019	0	0.2	20.9	1014	0.9
WAL_B202D	13/06/2019	0.3	1.3	17.9	989	0.37
WAL_B202D	26/07/2019	0.0	0.4	20.8	998	0.66
WAL_B202D	21/08/2019	0.0	0.6	20.2	1012	0.46
WAL_B202D	12/09/2019	0.0	0.7	21.2	1010	0.52
WAL_B202D	16/10/2019	0.2	0.3	20.3	987	0.29
WAL_B202D	27/11/2019	0.1	0.5	19.3	969	-0.07
WAL_B202D	18/12/2019	0	0.4	20.8	991	-0.07
WAL_B202S	24/01/2019	0.1	0.4	21	997	-0.34
WAL_B202S	21/02/2019	0	0.3	20.4	1012	0.6
WAL_B202S	20/03/2019	0	0.7	18.9	1017	0.66
WAL_B202S	09/04/2019	0	0.6	19.4	1004	0.27
WAL_B202S	15/05/2019	0	0.2	22.9	1015	0.9
WAL_B202S	13/06/2019	0	0.1	21.6	988	0.43
WAL_B202S	13/06/2019	0	0.4	20.4	988	0.43
WAL_B202S	26/07/2019	0.0	0.1	21.3	998	0.8
WAL_B202S	21/08/2019	0.0	0.3	20.5	1012	0.31
WAL_B202S	12/09/2019	0.0	0.4	20.4	1010	0.33
WAL_B202S	27/11/2019	0	0.3	20.7	968	-8.46
WAL_B202S	18/12/2019	0	0.3	20.9	991	-0.41
WAL_B203D	24/01/2019	0.2	0.4	20.7	995	-0.6
WAL_B203D	21/02/2019	0.1	0.2	20.7	1009	-0.17
WAL_B203D	20/03/2019	0	0.2	20.7	1017	0.39
WAL_B203D	09/04/2019	0.1	0.3	20.8	1002	-0.36
WAL_B203D	15/05/2019	0.1	0.2	20.7	1013	0.05
WAL_B203D	13/06/2019	0	0.3	21.3	988	-0.17
WAL_B203D	26/07/2019	0.0	0.1	21.4	998	0.72
WAL_B203D	21/08/2019	0.0	0.2	20.5	1012	0.36
WAL_B203D	12/09/2019	0.0	0.3	20.4	1010	0.45
WAL_B203D	16/10/2019	0	0.2	20.8	985	-0.37
WAL_B203D	27/11/2019	0	0.3	20.4	967	-0.34
WAL_B203D	17/12/2019	0	0.4	21.1	982	-1.07



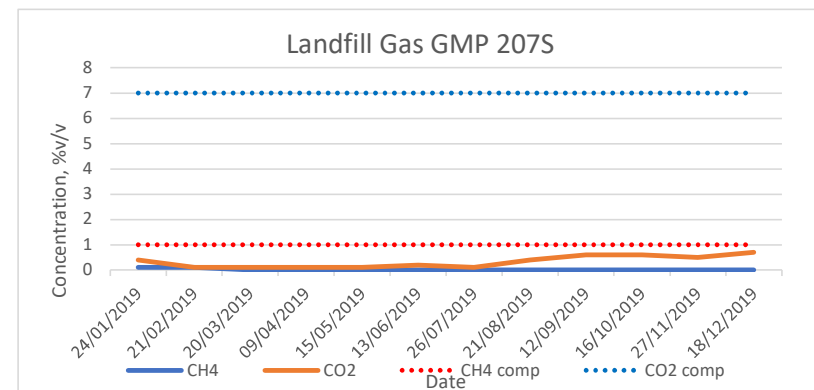
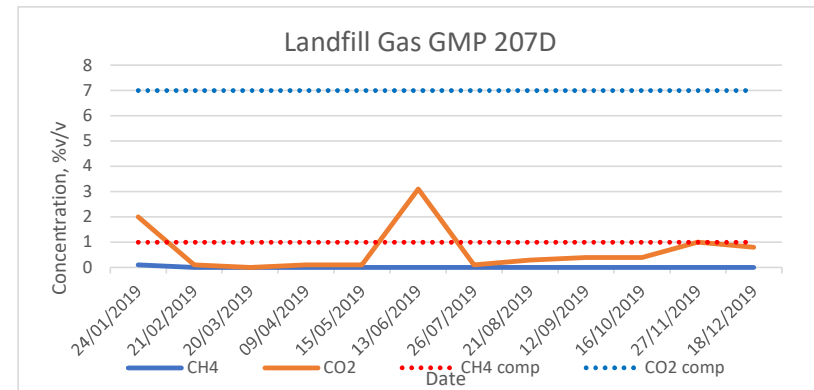
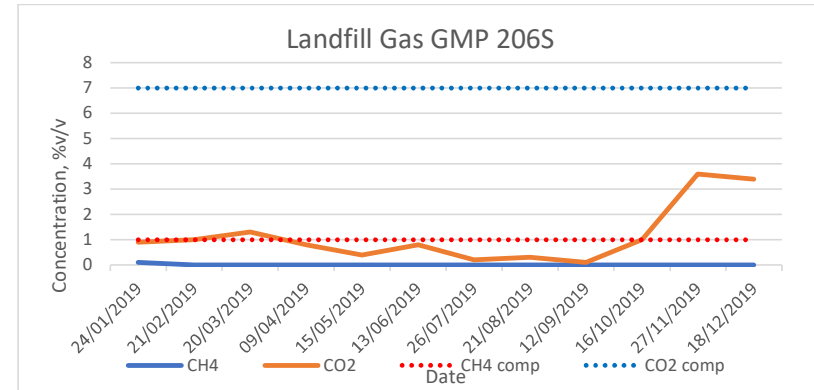
WAL_B203S	24/01/2019	0.2	0.8	20.4	995	-0.6
WAL_B203S	21/02/2019	0.1	1.4	19.5	1009	-0.26
WAL_B203S	20/03/2019	0.1	1	19.8	1017	0.54
WAL_B203S	09/04/2019	0	2	18.9	1002	-0.29
WAL_B203S	15/05/2019	0.1	0.7	20.2	1013	-0.03
WAL_B203S	13/06/2019	0	0.4	21.1	988	-0.19
WAL_B203S	26/07/2019	0.0	0.2	21.4	997	0.7
WAL_B203S	21/08/2019	0.0	0.3	20.9	1012	0.51
WAL_B203S	12/09/2019	0.0	0.3	21.3	1010	0.64
WAL_B203S	16/10/2019	0	0.2	20.8	985	-0.26
WAL_B203S	27/11/2019	0	0.5	20.3	967	1.02
WAL_B203S	17/12/2019	0	0.4	21	982	-0.92
WAL_B204D	24/01/2019	0.2	0.3	20.6	994	-0.8
WAL_B204D	21/02/2019	0.1	0.2	20.7	1009	1.58
WAL_B204D	20/03/2019	0.1	0.1	20.8	1016	0.32
WAL_B204D	09/04/2019	0.1	0.1	20.8	1001	-0.39
WAL_B204D	15/05/2019	0.1	0.1	20.8	1012	-0.09
WAL_B204D	13/06/2019	0	0.2	21.4	987	-0.15
WAL_B204D	26/07/2019	0.0	0.1	21.4	997	0.65
WAL_B204D	21/08/2019	0.0	0.2	21.8	1012	0.43
WAL_B204D	12/09/2019	0.0	0.3	21.4	1010	0.52
WAL_B204D	16/10/2019	0	0.3	20.6	984	-0.26
WAL_B204D	27/11/2019	0	0.2	20.5	967	-0.22
WAL_B204D	17/12/2019	0	0.5	20.2	982	-0.85
WAL_B204S	24/01/2019	0.2	0.3	20.7	994	-0.94
WAL_B204S	21/02/2019	0.1	0.1	20.8	1009	-0.22
WAL_B204S	20/03/2019	0.1	0.1	20.8	1016	0.34
WAL_B204S	09/04/2019	0.1	0.2	20.8	1001	-0.39
WAL_B204S	15/05/2019	0.1	0.1	20.8	1013	-0.22
WAL_B204S	13/06/2019	0	0.2	21.4	987	-0.29
WAL_B204S	26/07/2019	0.0	0.1	21.5	997	0.77
WAL_B204S	21/08/2019	0.0	0.1	21.0	1012	0.44
WAL_B204S	12/09/2019	0.0	0.3	22.1	1010	0.61
WAL_B204S	16/10/2019	0	0.2	20.8	984	-0.56
WAL_B204S	27/11/2019	0	0.2	20.5	966	-0.72
WAL_B204S	17/12/2019	0	0.2	20.8	982	-0.75



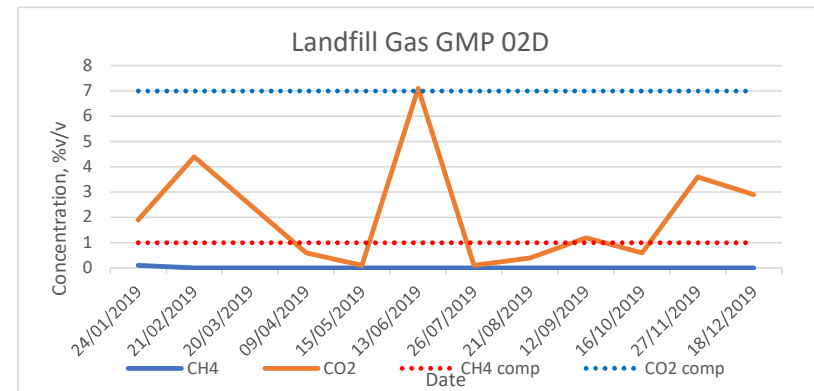
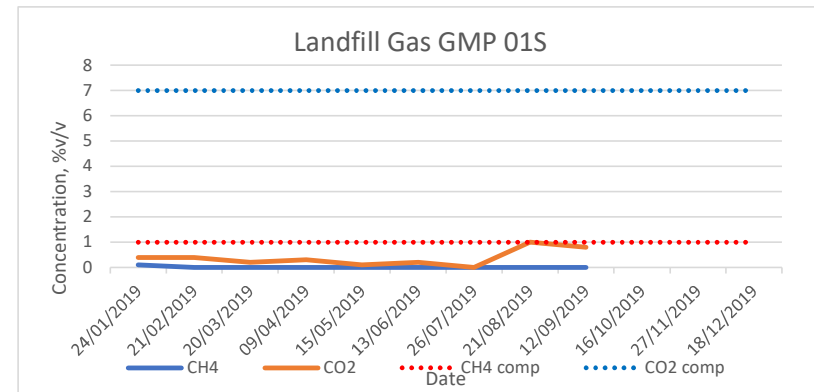
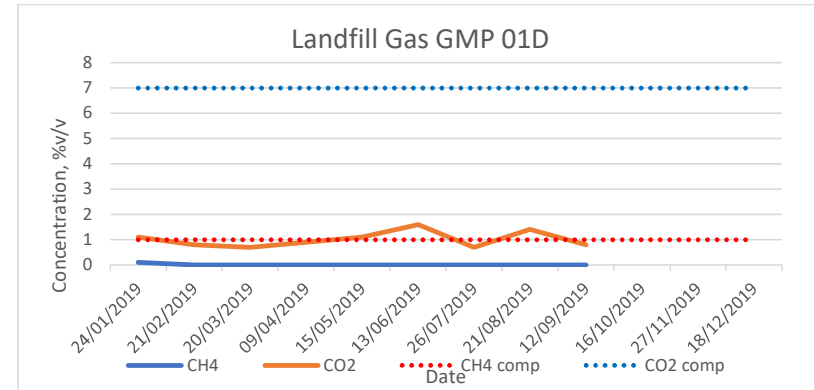
WAL_B205D	24/01/2019	0.1	1	17.9	996	-0.49
WAL_B205D	21/02/2019	0.1	0.5	19.4	1010	0.37
WAL_B205D	20/03/2019	0	0.3	20.3	1016	0.48
WAL_B205D	09/04/2019	0	0.3	20.3	1002	-0.26
WAL_B205D	15/05/2019	0	0.3	19.4	1013	0.44
WAL_B205D	13/06/2019	0	0.7	18.1	987	-0.03
WAL_B205D	26/07/2019	0.0	0.3	19.2	996	0.56
WAL_B205D	21/08/2019	0.0	0.4	19.3	1012	0.39
WAL_B205D	12/09/2019	0.0	0.3	19.4	1010	0.41
WAL_B205D	16/10/2019	0	0.5	19.6	985	-0.05
WAL_B205D	27/11/2019	0	1	16.9	968	-0.15
WAL_B205D	18/12/2019	0	0.7	18	991	-3.22
WAL_B205S	24/01/2019	0.1	3.8	16.4	996	-0.36
WAL_B205S	21/02/2019	0.1	0.5	20.3	1010	0.2
WAL_B205S	20/03/2019	0	0.1	21.3	1016	0.54
WAL_B205S	09/04/2019	0	0.1	21.3	1002	-0.2
WAL_B205S	15/05/2019	0	0.1	20.8	1013	0.46
WAL_B205S	13/06/2019	0	1.3	20	987	-0.09
WAL_B205S	26/07/2019	0.0	0.1	20.3	996	0.26
WAL_B205S	21/08/2019	0.0	0.2	19.6	1012	0.39
WAL_B205S	12/09/2019	0.0	0.1	19.5	1010	0.41
WAL_B205S	16/10/2019	0	2.5	18	985	-0.15
WAL_B205S	27/11/2019	0	2.6	17	968	-0.26
WAL_B205S	18/12/2019	0	3.8	16	990	-0.73
WAL_B206D	24/01/2019	0.1	1.7	17.7	996	-0.43
WAL_B206D	21/02/2019	0.1	0.6	19.5	1011	1.35
WAL_B206D	20/03/2019	0	0.4	20.3	1016	0.6
WAL_B206D	09/04/2019	0	0.1	21.1	1002	-0.14
WAL_B206D	15/05/2019	0	0.3	20.1	1014	0.61
WAL_B206D	13/06/2019	0	0.9	18.2	987	-0.03
WAL_B206D	26/07/2019	0.0	0.3	20.1	997	0.7
WAL_B206D	21/08/2019	0.0	0.4	20.7	1012	0.49
WAL_B206D	12/09/2019	0.0	0.2	20.6	1010	0.48
WAL_B206D	16/10/2019	0	0.3	20.7	986	-0.05
WAL_B206D	27/11/2019	0	1.9	17.8	968	-0.24
WAL_B206D	18/12/2019	0	0.7	19.9	991	-0.43



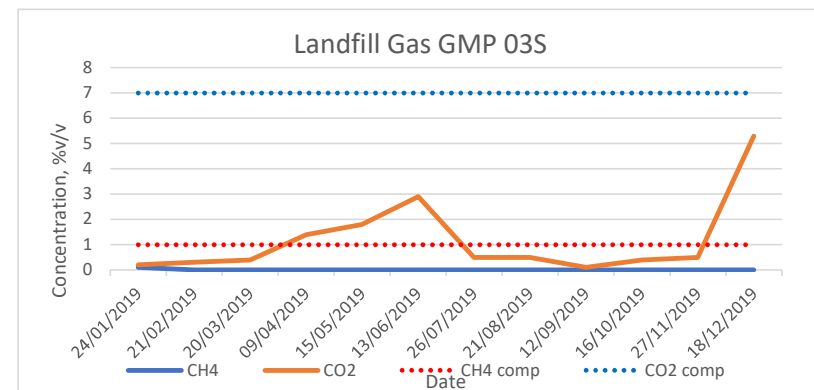
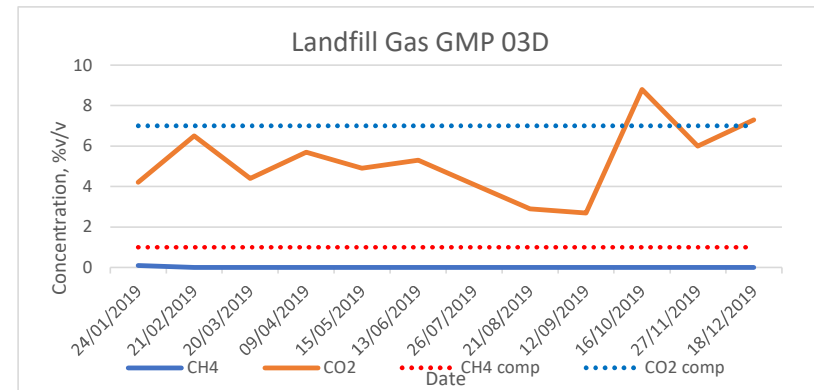
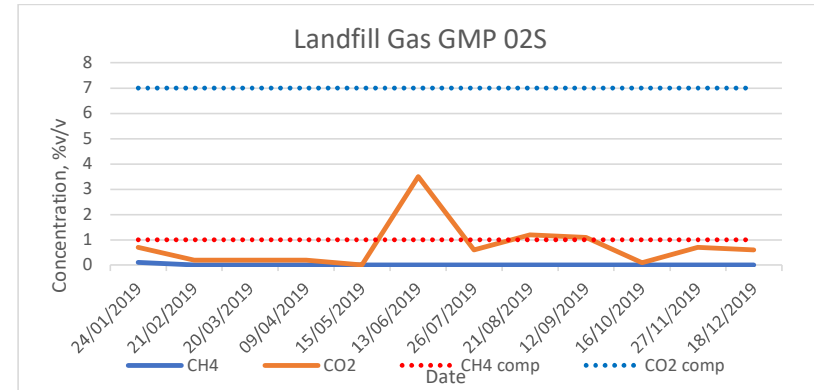
WAL_B206S	24/01/2019	0.1	0.9	20.5	995	-0.37
WAL_B206S	21/02/2019	0	1	19.9	1010	0.36
WAL_B206S	20/03/2019	0	1.3	19.4	1016	0.49
WAL_B206S	09/04/2019	0	0.8	20	1002	-0.09
WAL_B206S	15/05/2019	0	0.4	20.3	1013	0.53
WAL_B206S	13/06/2019	0	0.8	19.4	986	-0.05
WAL_B206S	26/07/2019	0.0	0.2	20.6	996	0.7
WAL_B206S	21/08/2019	0.0	0.3	20.3	1012	0.43
WAL_B206S	12/09/2019	0.0	0.1	20.3	1011	0.43
WAL_B206S	16/10/2019	0	1	19.1	986	-0.1
WAL_B206S	27/11/2019	0	3.6	13	968	-0.2
WAL_B206S	18/12/2019	0	3.4	14.4	991	-0.54
WAL_B207D	24/01/2019	0.1	2	8.6	996	-0.41
WAL_B207D	21/02/2019	0	0.1	21.1	1011	0.34
WAL_B207D	20/03/2019	0	0	21.6	1017	0.54
WAL_B207D	09/04/2019	0	0.1	21.4	1003	-0.15
WAL_B207D	15/05/2019	0	0.1	21.2	1014	0.51
WAL_B207D	13/06/2019	0	3.1	2.4	988	0
WAL_B207D	26/07/2019	0.0	0.1	20.9	997	0.68
WAL_B207D	21/08/2019	0.0	0.3	19.3	1012	0.53
WAL_B207D	12/09/2019	0.0	0.4	19.6	1011	0.54
WAL_B207D	16/10/2019	0	0.4	18.5	986	-0.02
WAL_B207D	27/11/2019	0	1	8.5	968	-1.82
WAL_B207D	18/12/2019	0	0.8	18.2	991	-0.58
WAL_B207S	24/01/2019	0.1	0.4	21.5	995	-0.34
WAL_B207S	21/02/2019	0.1	0.1	21.3	1011	0.37
WAL_B207S	20/03/2019	0	0.1	21.5	1016	0.53
WAL_B207S	09/04/2019	0	0.1	21.3	1003	-0.03
WAL_B207S	15/05/2019	0	0.1	22.2	1014	0.51
WAL_B207S	13/06/2019	0	0.2	21.1	987	0.03
WAL_B207S	26/07/2019	0.0	0.1	20.9	997	0.75
WAL_B207S	21/08/2019	0.0	0.4	18.6	1012	0.46
WAL_B207S	12/09/2019	0.0	0.6	18.5	1011	0.46
WAL_B207S	16/10/2019	0	0.6	21.2	986	-0.09
WAL_B207S	27/11/2019	0	0.5	20.9	968	-0.15
WAL_B207S	18/12/2019	0	0.7	20.6	991	-0.63



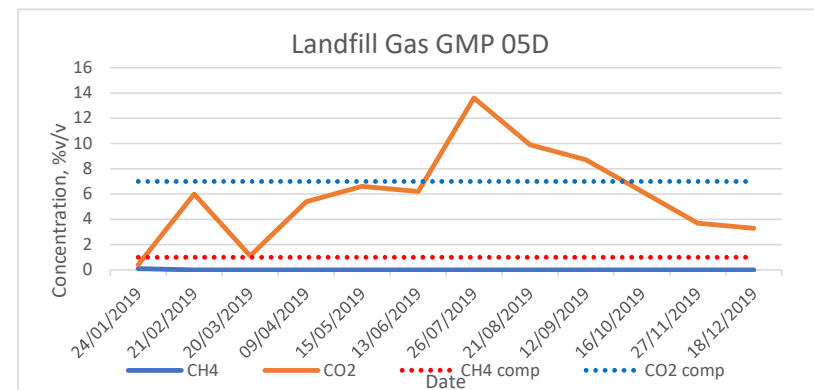
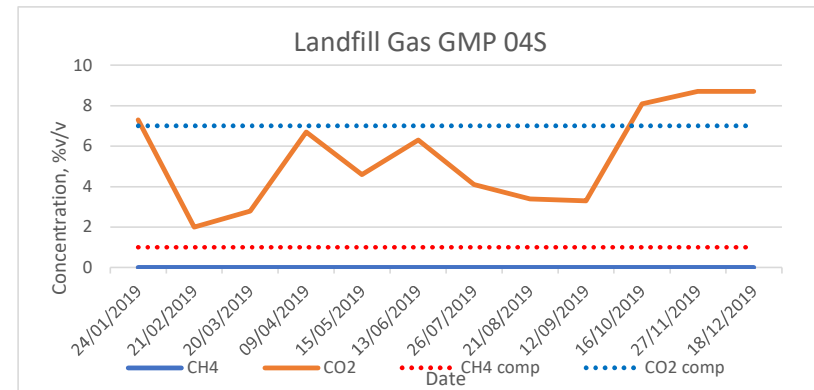
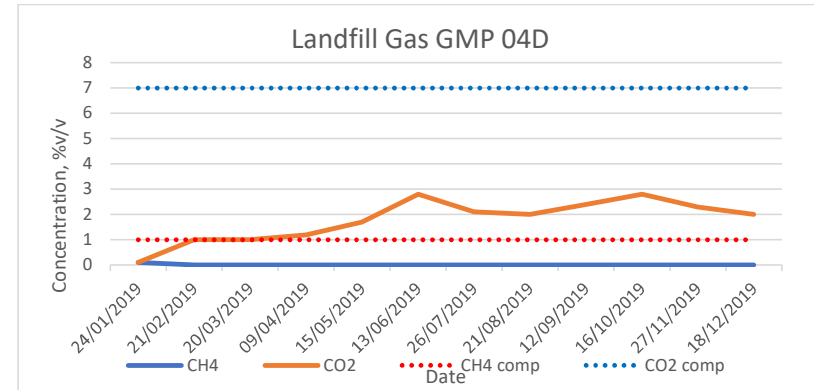
WAL_GMP01D	24/01/2019	0.1	1.1	20.1	997	-0.19
WAL_GMP01D	21/02/2019	0	0.8	20.2	1012	0.49
WAL_GMP01D	20/03/2019	0	0.7	20.5	1017	0.7
WAL_GMP01D	09/04/2019	0	0.9	20.2	1004	0.14
WAL_GMP01D	15/05/2019	0	1.1	19.6	1015	0.83
WAL_GMP01D	13/06/2019	0	1.6	18.9	989	0.15
WAL_GMP01D	26/07/2019	0.0	0.7	20.2	998	0.85
WAL_GMP01D	21/08/2019	0.0	1.4	20.8	1012	0.44
WAL_GMP01D	12/09/2019	0.0	0.8	20.8	1010	0.33
WAL_GMP01D	16/10/2019					
WAL_GMP01D	27/11/2019					
WAL_GMP01D	18/12/2019					
WAL_GMP01S	24/01/2019	0.1	0.4	21.9	997	-0.32
WAL_GMP01S	21/02/2019	0	0.4	21.3	1012	0.31
WAL_GMP01S	20/03/2019	0	0.2	21.6	1017	0.63
WAL_GMP01S	09/04/2019	0	0.3	21.5	1004	0.12
WAL_GMP01S	15/05/2019	0	0.1	21.8	1014	0.83
WAL_GMP01S	13/06/2019	0	0.2	21.6	989	0.09
WAL_GMP01S	26/07/2019	0.0	0.0	21.4	998	0.8
WAL_GMP01S	21/08/2019	0.0	1.0	21.5	1012	0.63
WAL_GMP01S	12/09/2019	0.0	0.8	20.4	1010	0.83
WAL_GMP01S	16/10/2019					
WAL_GMP01S	27/11/2019					
WAL_GMP01S	18/12/2019					
WAL_GMP02D	24/01/2019	0.1	1.9	14.9	997	-0.34
WAL_GMP02D	21/02/2019	0	4.4	3.7	1012	0.37
WAL_GMP02D	20/03/2019	0	2.5	10.2	1017	-5.14
WAL_GMP02D	09/04/2019	0	0.6	19.4	1004	0.22
WAL_GMP02D	15/05/2019	0	0.1	21.1	1015	0.87
WAL_GMP02D	13/06/2019	0	7.1	0.6	989	0.03
WAL_GMP02D	26/07/2019	0.0	0.1	21.0	998	0.83
WAL_GMP02D	21/08/2019	0.0	0.4	20.5	1012	0.39
WAL_GMP02D	12/09/2019	0.0	1.2	19.9	1010	0.62
WAL_GMP02D	16/10/2019	0	0.6	21.3	987	0.19
WAL_GMP02D	27/11/2019	0	3.6	14.7	968	-0.17
WAL_GMP02D	18/12/2019	0	2.9	16.9	991	-8.65



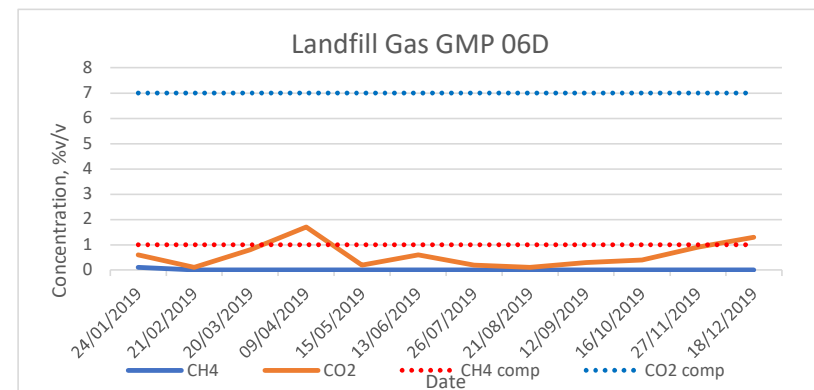
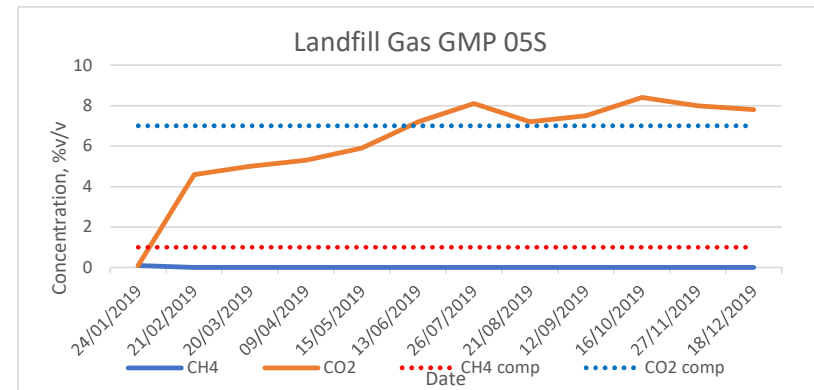
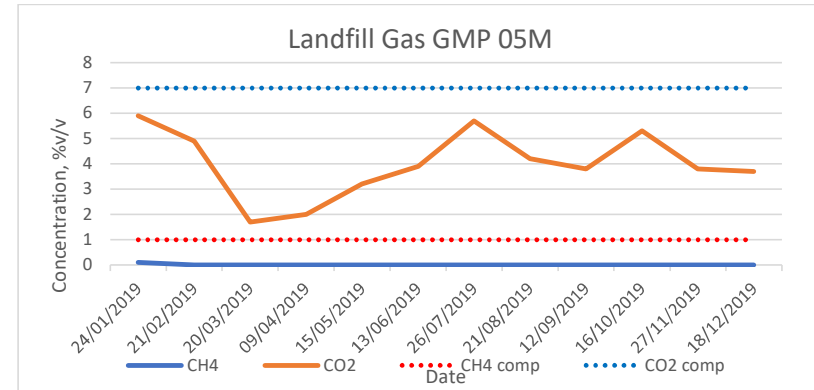
WAL_GMP02S	24/01/2019	0.1	0.7	21.1	997	-0.24
WAL_GMP02S	21/02/2019	0	0.2	21.4	1012	0.54
WAL_GMP02S	20/03/2019	0	0.2	21.7	1017	0.72
WAL_GMP02S	09/04/2019	0	0.2	21.4	1004	0.26
WAL_GMP02S	15/05/2019	0	0	21.6	1014	0.87
WAL_GMP02S	13/06/2019	0	3.5	12.3	989	0.17
WAL_GMP02S	26/07/2019	0.0	0.6	20.3	998	0.73
WAL_GMP02S	21/08/2019	0.0	1.2	19.9	1012	0.46
WAL_GMP02S	12/09/2019	0.0	1.1	18.8	1010	0.34
WAL_GMP02S	16/10/2019	0	0.1	21.6	987	0.22
WAL_GMP02S	27/11/2019	0	0.7	21.3	969	-0.14
WAL_GMP02S	18/12/2019	0	0.6	21.5	991	-0.7
WAL_GMP03D	24/01/2019	0.1	4.2	14.7	997	-0.32
WAL_GMP03D	21/02/2019	0	6.5	10	1012	0.44
WAL_GMP03D	20/03/2019	0	4.4	9.7	1017	-0.34
WAL_GMP03D	09/04/2019	0	5.7	8.2	1004	0.39
WAL_GMP03D	15/05/2019	0	4.9	12.3	1014	0.92
WAL_GMP03D	13/06/2019	0	5.3	14	989	18.47
WAL_GMP03D	26/07/2019	0.0	4.1	16.1	998	0.7
WAL_GMP03D	21/08/2019	0.0	2.9	18.2	1012	0.32
WAL_GMP03D	12/09/2019	0.0	2.7	18.9	1010	0.29
WAL_GMP03D	16/10/2019	0	8.8	9.2	987	-2.74
WAL_GMP03D	27/11/2019	0	6	12.6	969	7.97
WAL_GMP03D	18/12/2019	0	7.3	9.4	991	-6.33
WAL_GMP03S	24/01/2019	0.1	0.2	21.9	997	-0.24
WAL_GMP03S	21/02/2019	0	0.3	21.1	1012	0.58
WAL_GMP03S	20/03/2019	0	0.4	21.4	1017	0.72
WAL_GMP03S	09/04/2019	0	1.4	20.5	1004	0.26
WAL_GMP03S	15/05/2019	0	1.8	18.8	1014	0.8
WAL_GMP03S	13/06/2019	0	2.9	16.4	989	0.24
WAL_GMP03S	26/07/2019	0.0	0.5	21.0	997	0.72
WAL_GMP03S	21/08/2019	0.0	0.5	21.7	1012	0.31
WAL_GMP03S	12/09/2019	0.0	0.1	22.6	1010	0.27
WAL_GMP03S	16/10/2019	0	0.4	20.9	987	0.2
WAL_GMP03S	27/11/2019	0	0.5	21	969	-0.14
WAL_GMP03S	18/12/2019	0	5.3	15.4	989	-0.46



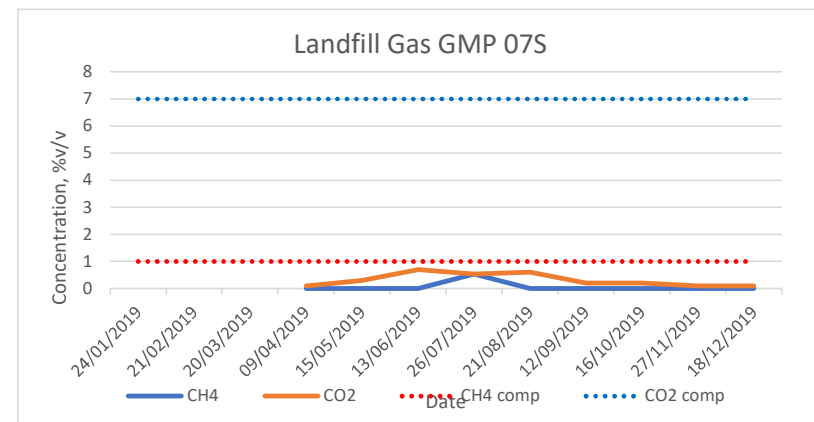
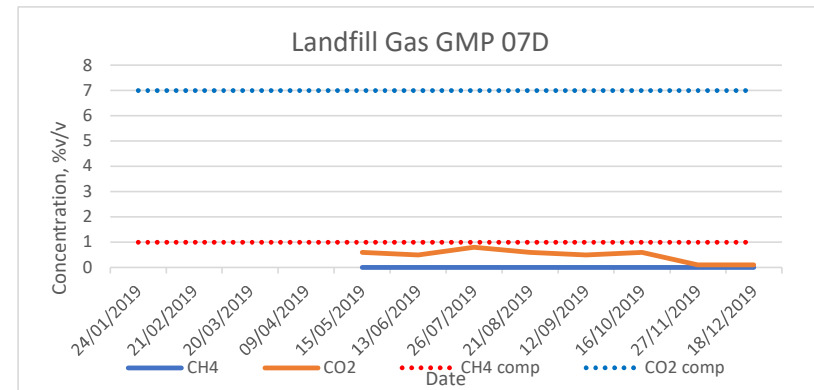
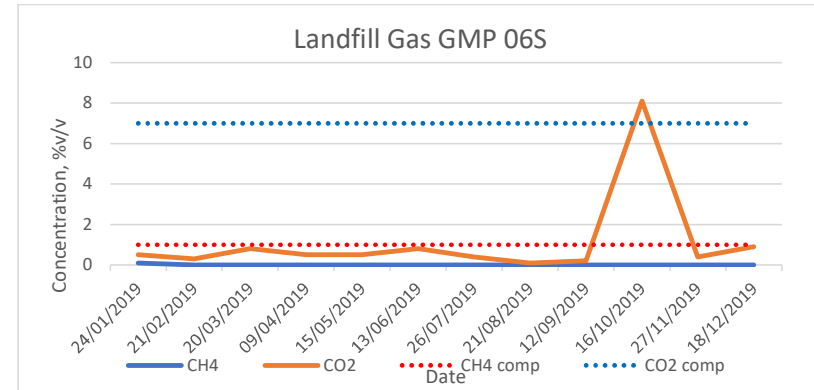
WAL_GMP04D	24/01/2019	0.1	0.1	22	997	-4.95
WAL_GMP04D	21/02/2019	0	1	15.1	1012	0.51
WAL_GMP04D	20/03/2019	0	1	8.9	1017	-4.24
WAL_GMP04D	09/04/2019	0	1.2	13.7	1004	0.27
WAL_GMP04D	15/05/2019	0	1.7	12.9	1015	0.92
WAL_GMP04D	13/06/2019	0	2.8	9.9	989	0.31
WAL_GMP04D	26/07/2019	0.0	2.1	15.8	998	0.65
WAL_GMP04D	21/08/2019	0.0	2.0	16.1	1012	0.44
WAL_GMP04D	12/09/2019	0.0	2.4	15.4	1010	0.41
WAL_GMP04D	16/10/2019	0	2.8	13	987	3.59
WAL_GMP04D	27/11/2019	0	2.3	9.1	969	4.77
WAL_GMP04D	18/12/2019	0	2	12.7	991	-0.51
WAL_GMP04S	24/01/2019	0	7.3	12.3	997	-0.24
WAL_GMP04S	21/02/2019	0	2	18.3	1012	0.51
WAL_GMP04S	20/03/2019	0	2.8	10.9	1017	0.49
WAL_GMP04S	09/04/2019	0	6.7	7.5	1004	0.32
WAL_GMP04S	15/05/2019	0	4.6	12.2	1015	0.87
WAL_GMP04S	13/06/2019	0	6.3	10.9	989	0.17
WAL_GMP04S	26/07/2019	0.0	4.1	16.3	998	0.65
WAL_GMP04S	21/08/2019	0.0	3.4	17.3	1012	0.32
WAL_GMP04S	12/09/2019	0.0	3.3	18.6	1010	0.47
WAL_GMP04S	16/10/2019	0	8.1	0.8	984	-0.39
WAL_GMP04S	27/11/2019	0	8.7	8.6	969	-0.12
WAL_GMP04S	18/12/2019	0	8.7	9	991	-0.34
WAL_GMP05D	24/01/2019	0.1	0.4	20.4	997	-0.24
WAL_GMP05D	21/02/2019	0	6	0.8	1012	0.49
WAL_GMP05D	20/03/2019	0	1.1	16.9	1017	0.7
WAL_GMP05D	09/04/2019	0	5.4	7	1004	0.36
WAL_GMP05D	15/05/2019	0	6.6	4.3	1015	0.9
WAL_GMP05D	13/06/2019	0	6.2	8.2	989	0.22
WAL_GMP05D	26/07/2019	0.0	13.6	4.6	999	0.77
WAL_GMP05D	21/08/2019	0.0	9.9	3.3	1012	0.32
WAL_GMP05D	12/09/2019	0.0	8.7	5.6	1010	0.35
WAL_GMP05D	16/10/2019	0	6.2	5.2	988	0.19
WAL_GMP05D	27/11/2019	0	3.7	0.6	969	14.81
WAL_GMP05D	18/12/2019	0	3.3	4.6	991	-10.83



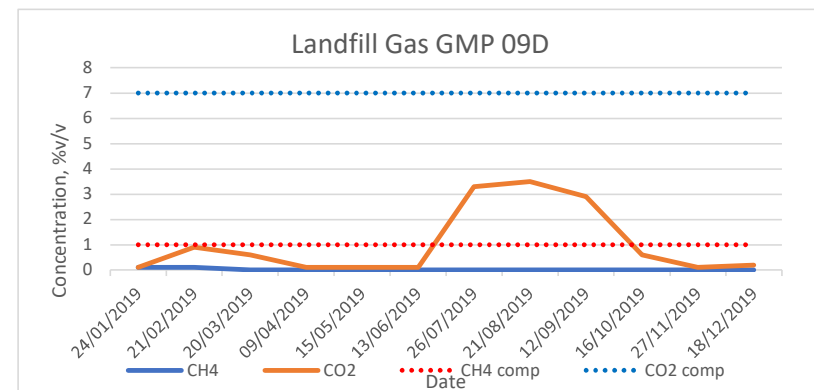
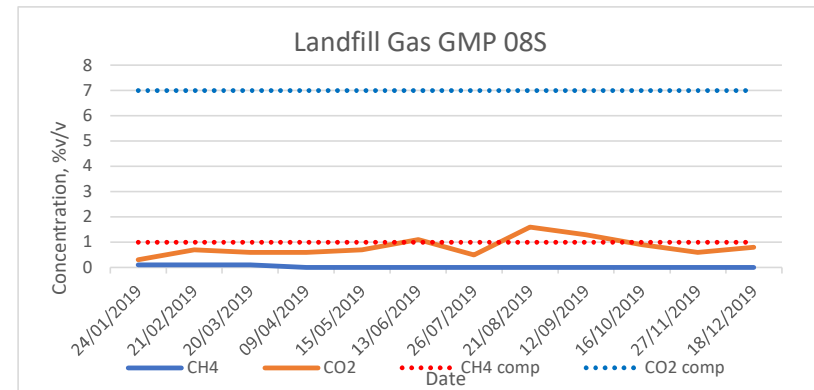
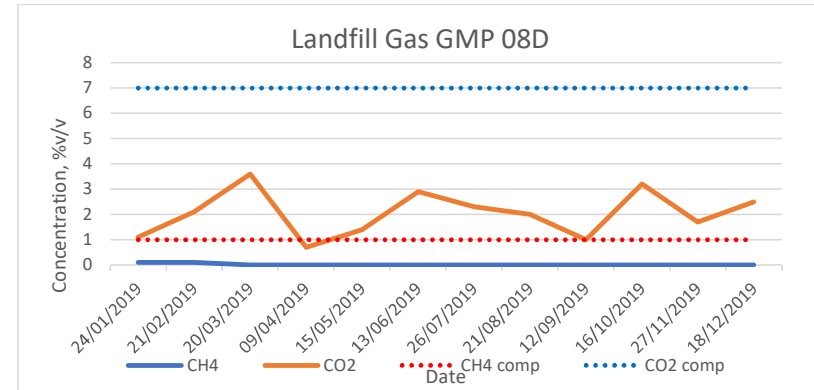
WAL_GMP05M	24/01/2019	0.1	5.9	10.7	997	-0.2
WAL_GMP05M	21/02/2019	0	4.9	11.2	1012	0.53
WAL_GMP05M	20/03/2019	0	1.7	14.9	1017	0.65
WAL_GMP05M	09/04/2019	0	2	15.4	1004	0.37
WAL_GMP05M	15/05/2019	0	3.2	14.8	1015	0.9
WAL_GMP05M	13/06/2019	0	3.9	14.5	989	0.26
WAL_GMP05M	26/07/2019	0.0	5.7	15.1	998	0.8
WAL_GMP05M	21/08/2019	0.0	4.2	14.2	1012	0.51
WAL_GMP05M	12/09/2019	0.0	3.8	14.9	1010	0.39
WAL_GMP05M	16/10/2019	0	5.3	13.6	987	0.22
WAL_GMP05M	27/11/2019	0	3.8	14	969	-2.35
WAL_GMP05M	18/12/2019	0	3.7	14.4	991	-18.27
WAL_GMP05S	24/01/2019	0.1	0.1	22.1	997	-13.93
WAL_GMP05S	21/02/2019	0	4.6	13.7	1012	-3.76
WAL_GMP05S	20/03/2019	0	5	13.1	1017	-24.08
WAL_GMP05S	09/04/2019	0	5.3	12.1	1004	0.63
WAL_GMP05S	15/05/2019	0	5.9	9	1015	2.23
WAL_GMP05S	13/06/2019	0	7.2	9.5	989	9.99
WAL_GMP05S	26/07/2019	0.0	8.1	9.8	998	0.7
WAL_GMP05S	21/08/2019	0.0	7.2	8.0	1012	0.48
WAL_GMP05S	12/09/2019	0.0	7.5	6.5	1010	0.59
WAL_GMP05S	16/10/2019	0	8.4	8.5	988	0.26
WAL_GMP05S	27/11/2019	0	8	9	969	-19.5
WAL_GMP05S	18/12/2019	0	7.8	9.6	991	-15.48
WAL_GMP06D	24/01/2019	0.1	0.6	19.6	997	-0.37
WAL_GMP06D	21/02/2019	0	0.1	17.5	1012	-10.34
WAL_GMP06D	20/03/2019	0	0.8	17.4	1017	-6.64
WAL_GMP06D	09/04/2019	0	1.7	12.4	1004	-7.58
WAL_GMP06D	15/05/2019	0	0.2	20.5	1015	0.94
WAL_GMP06D	13/06/2019	0	0.6	19.7	989	0.32
WAL_GMP06D	26/07/2019	0.0	0.2	21.2	999	0.89
WAL_GMP06D	21/08/2019	0.0	0.1	20.0	1012	0.41
WAL_GMP06D	12/09/2019	0.0	0.3	19.1	1010	0.41
WAL_GMP06D	16/10/2019	0	0.4	20.5	987	0.19
WAL_GMP06D	27/11/2019	0	0.9	19.7	969	0.82
WAL_GMP06D	18/12/2019	0	1.3	19	991	-0.17



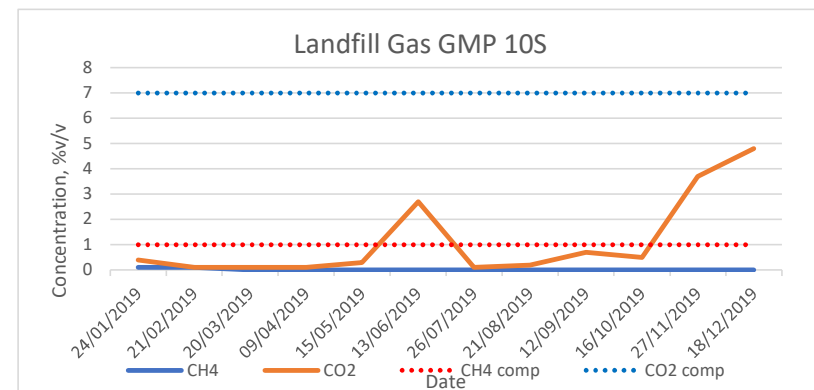
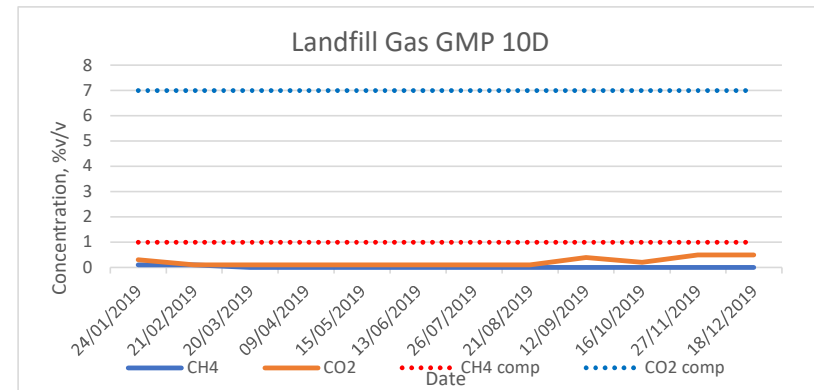
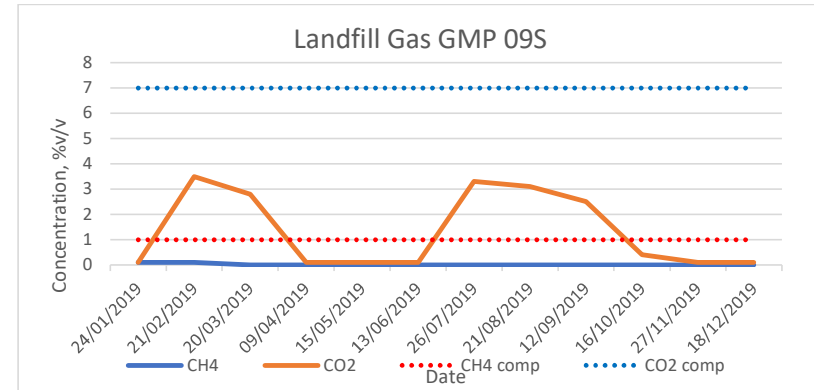
WAL_GMP06S	24/01/2019	0.1	0.5	21.8	997	-0.2
WAL_GMP06S	21/02/2019	0	0.3	21.4	1012	0.56
WAL_GMP06S	20/03/2019	0	0.8	19.8	1017	0.7
WAL_GMP06S	09/04/2019	0	0.5	20.9	1004	0.34
WAL_GMP06S	15/05/2019	0	0.5	20.8	1015	0.97
WAL_GMP06S	13/06/2019	0	0.8	20.7	989	0.27
WAL_GMP06S	26/07/2019	0.0	0.4	21.2	998	0.78
WAL_GMP06S	21/08/2019	0.0	0.1	20.3	1012	0.37
WAL_GMP06S	12/09/2019	0.0	0.2	21.5	1010	0.58
WAL_GMP06S	16/10/2019	0	8.1	8.5	987	0.2
WAL_GMP06S	27/11/2019	0	0.4	21.1	969	-0.09
WAL_GMP06S	18/12/2019	0	0.9	20.7	991	-0.36
WAL_GMP07D	24/01/2019					
WAL_GMP07D	21/02/2019					
WAL_GMP07D	20/03/2019					
WAL_GMP07D	09/04/2019					
WAL_GMP07D	15/05/2019	0	0.6	19.8	1014	0.15
WAL_GMP07D	13/06/2019	0	0.5	21.2	989	0.22
WAL_GMP07D	26/07/2019	0.0	0.8	20.8	998	0.73
WAL_GMP07D	21/08/2019	0.0	0.6	19.8	1012	0.73
WAL_GMP07D	12/09/2019	0.0	0.5	20.7	1010	0.82
WAL_GMP07D	16/10/2019	0	0.6	20.5	988	0.27
WAL_GMP07D	27/11/2019	0	0.1	21.5	965	-0.15
WAL_GMP07D	18/12/2019	0	0.1	21.9	991	-0.44
WAL_GMP07S	24/01/2019					
WAL_GMP07S	21/02/2019					
WAL_GMP07S	20/03/2019					
WAL_GMP07S	09/04/2019					
WAL_GMP07S	15/05/2019	0	0.1	20.6	1014	0.14
WAL_GMP07S	13/06/2019	0	0.3	21.1	989	0.24
WAL_GMP07S	26/07/2019	0	0.7	20.9	998	0.78
WAL_GMP07S	21/08/2019	0.54	0.54	0.54	0.54	0.54
WAL_GMP07S	12/09/2019	0.0	0.6	22.4	1011	0.59
WAL_GMP07S	16/10/2019	0	0.2	21	983	0.29
WAL_GMP07S	16/10/2019	0	0.2	21		
WAL_GMP07S	27/11/2019	0	0.1	21.5	969	-0.17
WAL_GMP07S	18/12/2019	0	0.1	21.7	991	-0.32



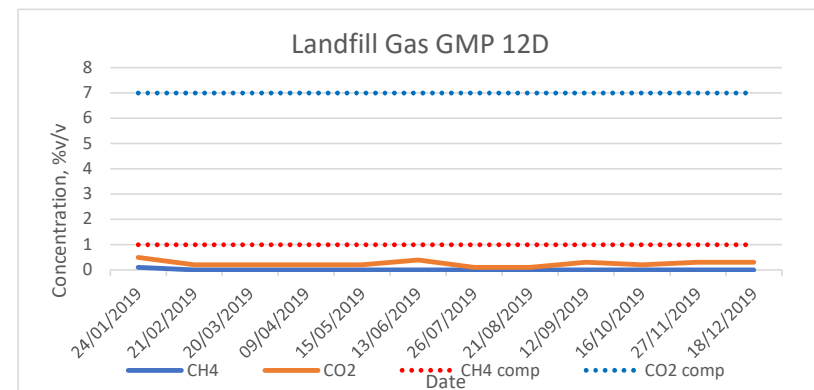
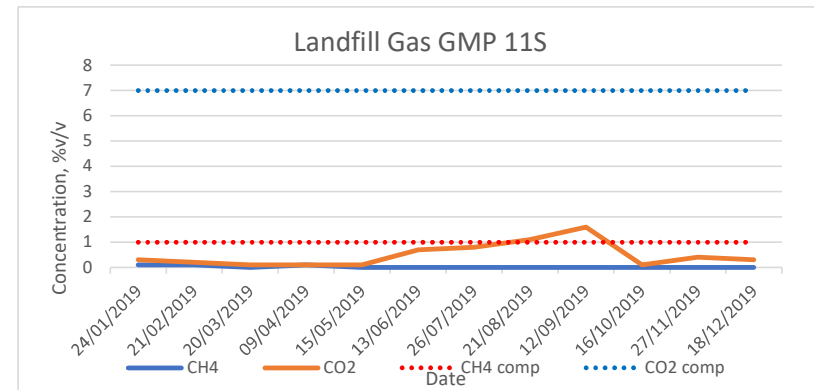
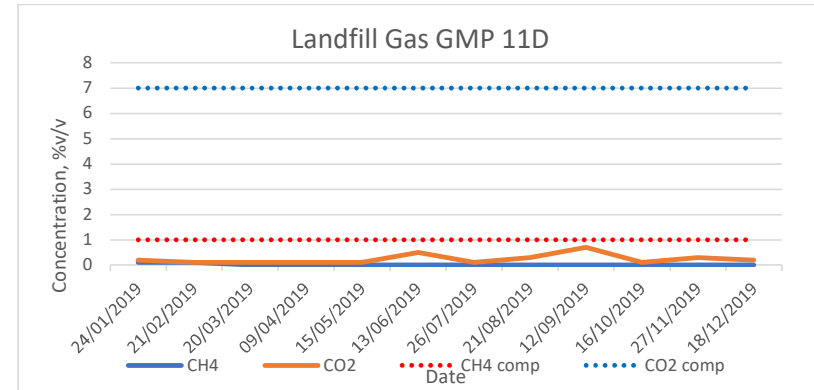
WAL_GMP08D	24/01/2019	0.1	1.1	20	996	-0.46
WAL_GMP08D	21/02/2019	0.1	2.1	18.3	1010	-0.29
WAL_GMP08D	20/03/2019	0	3.6	15.6	1017	0.43
WAL_GMP08D	09/04/2019	0	0.7	20.8	1002	-0.26
WAL_GMP08D	15/05/2019	0	1.4	18.3	1014	0.26
WAL_GMP08D	13/06/2019	0	2.9	18.8	988	-1.24
WAL_GMP08D	24/07/2019	0.0	2.3	18.5	999	0.66
WAL_GMP08D	21/08/2019	0.0	2.0	18.2	1012	0.05
WAL_GMP08D	12/09/2019	0.0	1.0	18.1	1010	0.21
WAL_GMP08D	16/10/2019	0	3.2	17.3	986	-0.17
WAL_GMP08D	27/11/2019	0	1.7	19.1	968	-0.34
WAL_GMP08D	18/12/2019	0	2.5	17.9	991	-0.99
WAL_GMP08S	24/01/2019	0.1	0.3	20.4	996	-0.27
WAL_GMP08S	21/02/2019	0.1	0.7	19.8	1010	-0.05
WAL_GMP08S	20/03/2019	0.1	0.6	20.2	1017	0.46
WAL_GMP08S	09/04/2019	0	0.6	20.3	1003	-0.29
WAL_GMP08S	15/05/2019	0	0.7	19.4	1014	0.27
WAL_GMP08S	13/06/2019	0	1.1	19.6	988	-0.37
WAL_GMP08S	24/07/2019	0.0	0.5	19.7	998	0.61
WAL_GMP08S	21/08/2019	0.0	1.6	18.8	1012	-0.02
WAL_GMP08S	12/09/2019	0.0	1.3	17.8	1010	0.04
WAL_GMP08S	16/10/2019	0	0.9	19.9	985	-0.2
WAL_GMP08S	27/11/2019	0	0.6	20.1	968	-0.51
WAL_GMP08S	18/12/2019	0	0.8	19.9	991	-0.65
WAL_GMP09D	24/01/2019	0.1	0.1	20.8	996	-0.36
WAL_GMP09D	21/02/2019	0.1	0.9	19.3	1010	0
WAL_GMP09D	20/03/2019	0	0.6	20.3	1017	0.41
WAL_GMP09D	09/04/2019	0	0.1	21.1	1003	-0.31
WAL_GMP09D	15/05/2019	0	0.1	20.3	1014	0.26
WAL_GMP09D	13/06/2019	0	0.1	20.8	988	-0.24
WAL_GMP09D	24/07/2019	0.0	3.3	17.7	1011	0.75
WAL_GMP09D	21/08/2019	0.0	3.5	15.8	1012	0.17
WAL_GMP09D	12/09/2019	0.0	2.9	16.3	1011	0.18
WAL_GMP09D	16/10/2019	0	0.6	20.5	986	-0.24
WAL_GMP09D	27/11/2019	0	0.1	20.8	968	-0.41
WAL_GMP09D	18/12/2019	0	0.2	20.7	991	-0.85



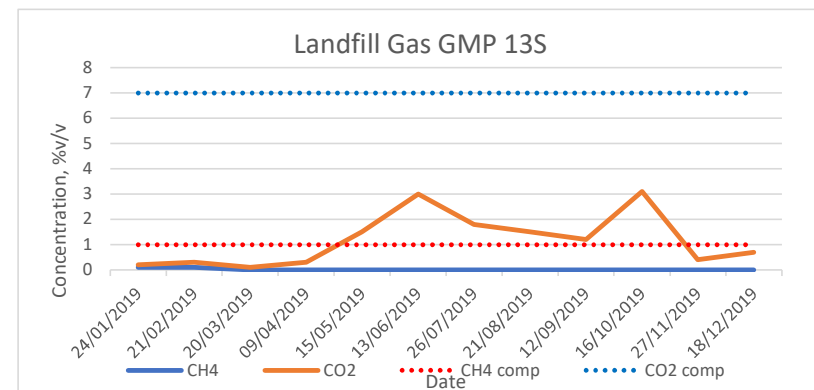
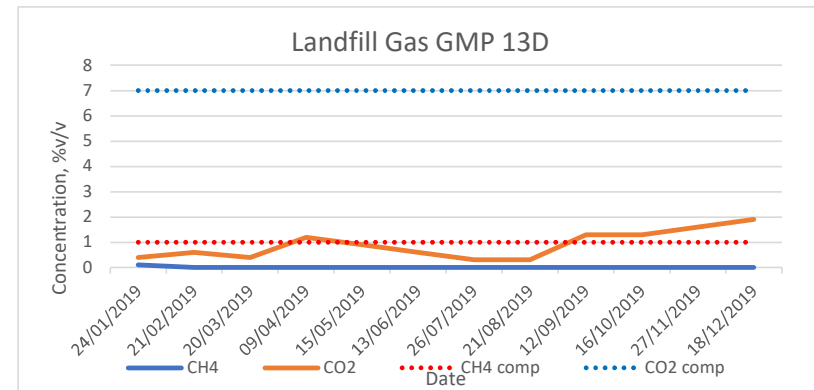
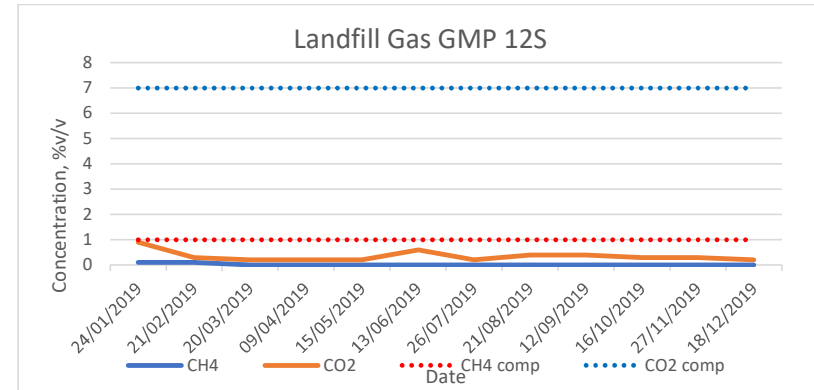
WAL_GMP09S	24/01/2019	0.1	0.1	20.8	996	-0.37
WAL_GMP09S	21/02/2019	0.1	3.5	14	1010	-0.05
WAL_GMP09S	20/03/2019	0	2.8	16	1017	0.48
WAL_GMP09S	09/04/2019	0	0.1	21.1	1003	-0.2
WAL_GMP09S	15/05/2019	0	0.1	20.3	1014	0.36
WAL_GMP09S	13/06/2019	0	0.1	20.9	988	-0.29
WAL_GMP09S	24/07/2019	0.0	3.3	17.5	999	0.82
WAL_GMP09S	21/08/2019	0.0	3.1	16.2	1012	0.12
WAL_GMP09S	12/09/2019	0.0	2.5	16.8	1010	0.15
WAL_GMP09S	16/10/2019	0	0.4	20.7	985	-0.24
WAL_GMP09S	27/11/2019	0	0.1	20.7	968	-0.26
WAL_GMP09S	18/12/2019	0	0.1	20.4	991	-0.75
WAL_GMP10D	24/01/2019	0.1	0.3	20.6	996	-0.39
WAL_GMP10D	21/02/2019	0.1	0.1	20.9	1010	0.17
WAL_GMP10D	20/03/2019	0	0.1	21.2	1016	0.44
WAL_GMP10D	09/04/2019	0	0.1	21.2	1002	-0.2
WAL_GMP10D	15/05/2019	0	0.1	20.7	1013	0.41
WAL_GMP10D	13/06/2019	0	0.1	20.7	987	-0.2
WAL_GMP10D	26/07/2019	0.0	0.1	20.3	996	0.46
WAL_GMP10D	21/08/2019	0.0	0.1	20.1	1012	0.29
WAL_GMP10D	12/09/2019	0.0	0.4	19.9	1010	0.28
WAL_GMP10D	16/10/2019	0	0.2	20.9	985	-0.17
WAL_GMP10D	27/11/2019	0	0.5	19	968	-0.34
WAL_GMP10D	18/12/2019	0	0.5	18.5	991	-0.72
WAL_GMP10S	24/01/2019	0.1	0.4	20.9	996	-0.37
WAL_GMP10S	21/02/2019	0.1	0.1	20.9	1009	0.17
WAL_GMP10S	20/03/2019	0	0.1	21.3	1017	0.53
WAL_GMP10S	09/04/2019	0	0.1	21.2	1002	-0.24
WAL_GMP10S	15/05/2019	0	0.3	20.2	1014	0.43
WAL_GMP10S	13/06/2019	0	2.7	15.5	988	-0.2
WAL_GMP10S	26/07/2019	0.0	0.1	20.3	997	0.49
WAL_GMP10S	21/08/2019	0.0	0.2	19.1	1012	0.31
WAL_GMP10S	12/09/2019	0.0	0.7	18.7	1010	0.27
WAL_GMP10S	16/10/2019	0	0.5	20.6	986	-0.17
WAL_GMP10S	27/11/2019	0	3.7	11.3	968	-0.31
WAL_GMP10S	18/12/2019	0	4.8	11.1	991	-0.7



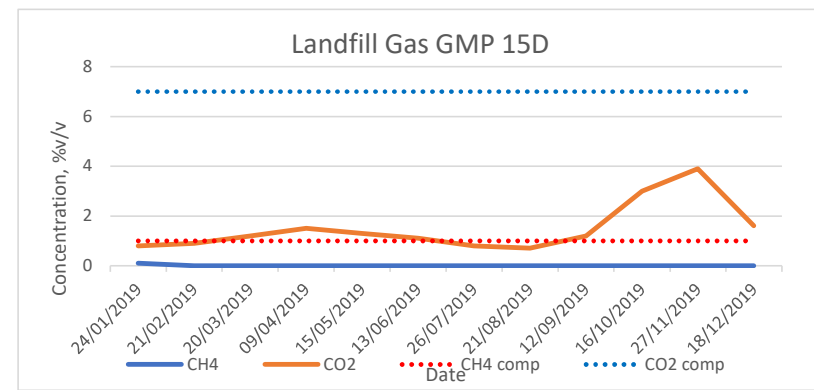
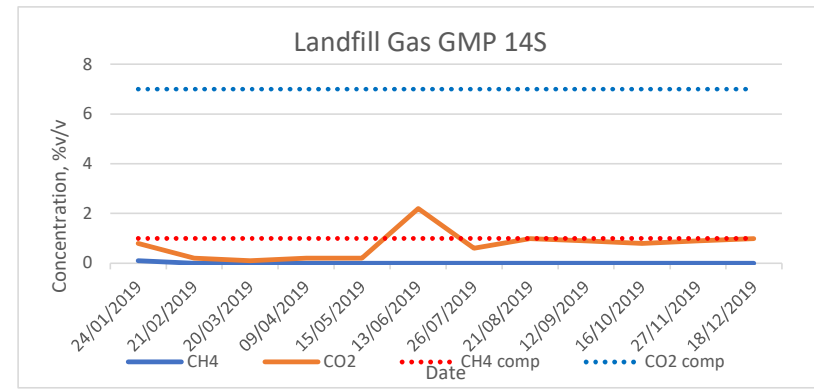
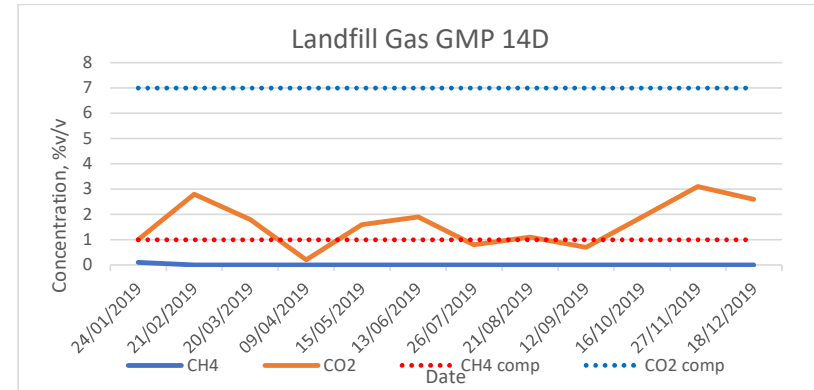
WAL_GMP11D	24/01/2019	0.1	0.2	21.4	996	-0.37
WAL_GMP11D	21/02/2019	0.1	0.1	21.1	1010	0.32
WAL_GMP11D	20/03/2019	0	0.1	21.3	1016	0.51
WAL_GMP11D	09/04/2019	0	0.1	21.3	1002	-0.19
WAL_GMP11D	15/05/2019	0	0.1	20.7	1013	0.53
WAL_GMP11D	13/06/2019	0	0.5	20.1	987	-0.17
WAL_GMP11D	26/07/2019	0.0	0.1	20.3	996	0.48
WAL_GMP11D	21/08/2019	0.0	0.3	20.0	1012	0.48
WAL_GMP11D	12/09/2019	0.0	0.7	19.8	1010	0.41
WAL_GMP11D	16/10/2019	0	0.1	21.1	985	-0.14
WAL_GMP11D	27/11/2019	0	0.3	20.7	968	-0.24
WAL_GMP11D	18/12/2019	0	0.2	21.1	991	-0.68
WAL_GMP11S	24/01/2019	0.1	0.3	21.3	996	-0.37
WAL_GMP11S	21/02/2019	0.1	0.2	21	1010	0.26
WAL_GMP11S	20/03/2019	0	0.1	21.3	1016	0.53
WAL_GMP11S	09/04/2019	0.1	0.1	21.3	1002	-0.15
WAL_GMP11S	15/05/2019	0	0.1	20.7	1013	0.46
WAL_GMP11S	13/06/2019	0	0.7	20.3	987	-0.1
WAL_GMP11S	26/07/2019	0.0	0.8	19.6	996	0.54
WAL_GMP11S	21/08/2019	0.0	1.1	19.3	1012	0.46
WAL_GMP11S	12/09/2019	0.0	1.6	19.3	1010	0.41
WAL_GMP11S	16/10/2019	0	0.1	21.2	986	-0.1
WAL_GMP11S	27/11/2019	0	0.4	20.9	967	-0.26
WAL_GMP11S	18/12/2019	0	0.3	21.1	991	-0.89
WAL_GMP12D	24/01/2019	0.1	0.5	20.9	996	-0.51
WAL_GMP12D	21/02/2019	0	0.2	21.1	1010	0.22
WAL_GMP12D	20/03/2019	0	0.2	21.3	1016	0.51
WAL_GMP12D	09/04/2019	0	0.2	21.3	1002	-0.12
WAL_GMP12D	15/05/2019	0	0.2	20.8	1013	0.51
WAL_GMP12D	13/06/2019	0	0.4	20.7	987	-0.14
WAL_GMP12D	26/07/2019	0.0	0.1	20.5	996	0.46
WAL_GMP12D	21/08/2019	0.0	0.1	20.0	1012	0.43
WAL_GMP12D	12/09/2019	0.0	0.3	20.4	1010	0.43
WAL_GMP12D	16/10/2019	0	0.2	21.1	985	-0.19
WAL_GMP12D	27/11/2019	0	0.3	21.2	968	-0.48
WAL_GMP12D	18/12/2019	0	0.3	21.1	991	-0.37



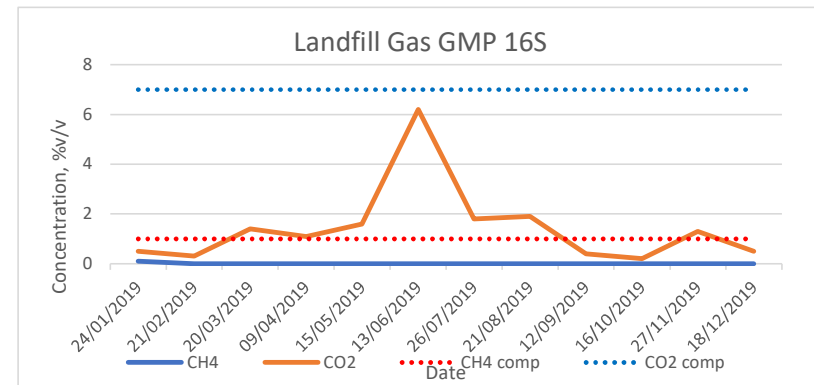
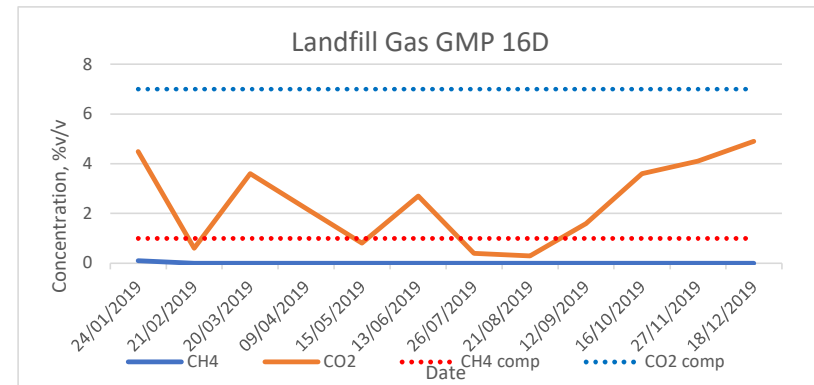
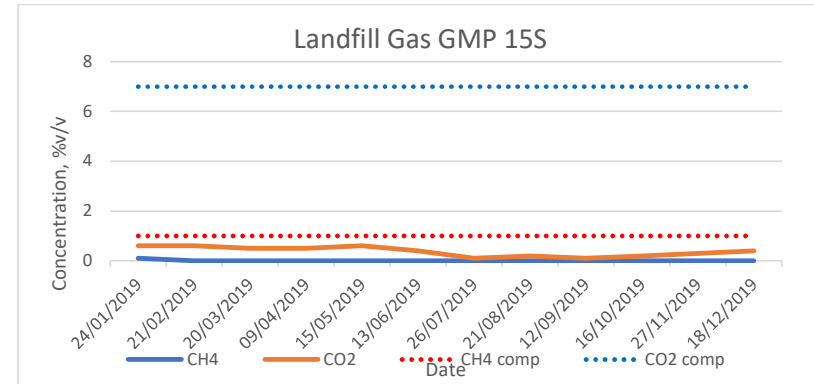
WAL_GMP12S	24/01/2019	0.1	0.9	20.3	996	-0.41
WAL_GMP12S	21/02/2019	0.1	0.3	21	1010	0.26
WAL_GMP12S	20/03/2019	0	0.2	21.4	1016	0.56
WAL_GMP12S	09/04/2019	0	0.2	21.3	1002	-0.12
WAL_GMP12S	15/05/2019	0	0.2	21.1	1013	0.51
WAL_GMP12S	13/06/2019	0	0.6	20.1	987	-0.09
WAL_GMP12S	26/07/2019	0.0	0.2	20.5	996	0.56
WAL_GMP12S	21/08/2019	0.0	0.4	21.0	1012	0.49
WAL_GMP12S	12/09/2019	0.0	0.4	20.8	1010	0.45
WAL_GMP12S	16/10/2019	0	0.3	21.2	985	-0.07
WAL_GMP12S	27/11/2019	0	0.3	21.3	968	-0.26
WAL_GMP12S	18/12/2019	0	0.2	21.3	991	-0.61
WAL_GMP13D	24/01/2019	0.1	0.4	20.4	995	-0.54
WAL_GMP13D	21/02/2019	0	0.6	18.8	1010	0.15
WAL_GMP13D	20/03/2019	0	0.4	19.2	1017	0.54
WAL_GMP13D	09/04/2019	0	1.2	13.9	1002	-0.1
WAL_GMP13D	15/05/2019	0	0.9	16.3	1014	0.53
WAL_GMP13D	13/06/2019	0	0.6	18.8	987	-0.2
WAL_GMP13D	26/07/2019	0.0	0.3	19.9	997	0.44
WAL_GMP13D	21/08/2019	0.0	0.3	18.7	1012	0.43
WAL_GMP13D	12/09/2019	0.0	1.3	18.6	1010	0.46
WAL_GMP13D	16/10/2019	0	1.3	15.4	986	-0.07
WAL_GMP13D	27/11/2019	0	1.6	15.1	968	-0.24
WAL_GMP13D	18/12/2019	0	1.9	16.2	991	-0.58
WAL_GMP13S	24/01/2019	0.1	0.2	21.7	996	-0.37
WAL_GMP13S	21/02/2019	0.1	0.3	21.1	1011	0.31
WAL_GMP13S	20/03/2019	0	0.1	21.5	1016	0.54
WAL_GMP13S	09/04/2019	0	0.3	21.3	1002	-0.1
WAL_GMP13S	15/05/2019	0	1.5	19.3	1014	0.54
WAL_GMP13S	13/06/2019	0	3	17.9	987	-0.05
WAL_GMP13S	26/07/2019	0.0	1.8	19.1	997	0.63
WAL_GMP13S	21/08/2019	0.0	1.5	18.8	1012	0.46
WAL_GMP13S	12/09/2019	0.0	1.2	19.0	1010	0.45
WAL_GMP13S	16/10/2019	0	3.1	17.7	986	-0.12
WAL_GMP13S	27/11/2019	0	0.4	21.2	968	-0.2
WAL_GMP13S	18/12/2019	0	0.7	19.8	991	-0.56



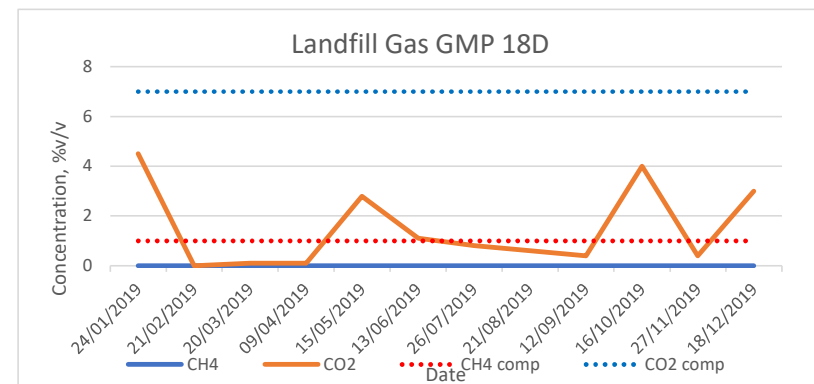
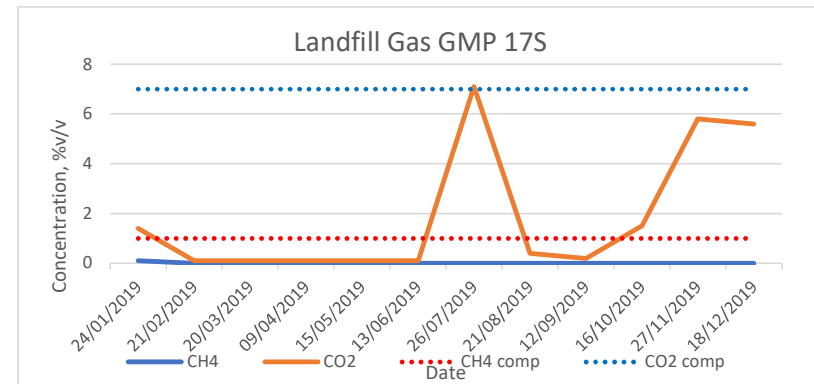
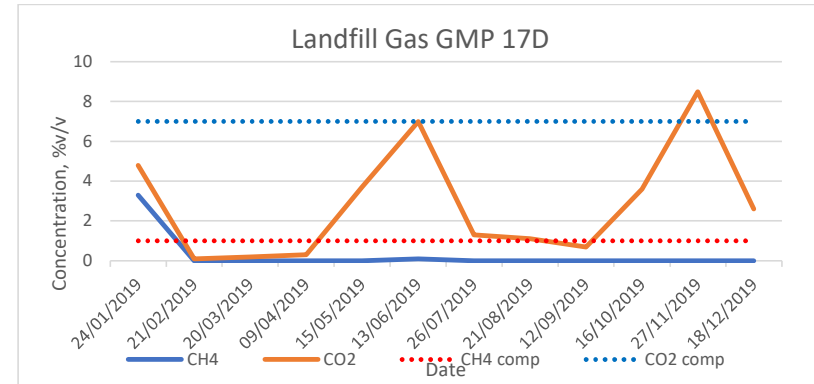
WAL_GMP14D	24/01/2019	0.1	1	20.6	996	-0.32
WAL_GMP14D	21/02/2019	0	2.8	18.5	1011	0.09
WAL_GMP14D	20/03/2019	0	1.8	14.8	1017	0.58
WAL_GMP14D	09/04/2019	0	0.2	20.9	1002	-0.07
WAL_GMP14D	15/05/2019	0	1.6	18.2	1014	0.53
WAL_GMP14D	13/06/2019	0	1.9	17.5	988	-0.02
WAL_GMP14D	26/07/2019	0.0	0.8	19.0	997	0.58
WAL_GMP14D	21/08/2019	0.0	1.1	16.1	1012	0.51
WAL_GMP14D	12/09/2019	0.0	0.7	16.2	1011	0.53
WAL_GMP14D	16/10/2019	0	1.9	18.6	986	-0.22
WAL_GMP14D	27/11/2019	0	3.1	16.4	968	-0.24
WAL_GMP14D	18/12/2019	0	2.6	18	991	-0.51
WAL_GMP14S	24/01/2019	0.1	0.8	18.1	996	-0.37
WAL_GMP14S	21/02/2019	0	0.2	21.1	1011	0.29
WAL_GMP14S	20/03/2019	0	0.1	21.5	1016	0.6
WAL_GMP14S	09/04/2019	0	0.2	21.1	1003	-0.2
WAL_GMP14S	15/05/2019	0	0.2	20.6	1014	0.46
WAL_GMP14S	13/06/2019	0	2.2	12.7	987	-0.07
WAL_GMP14S	26/07/2019	0.0	0.6	19.0	997	0.6
WAL_GMP14S	22/08/2019	0.0	1.0	16.8	1012	0.49
WAL_GMP14S	12/09/2019	0.0	0.9	16.7	1010	0.46
WAL_GMP14S	16/10/2019	0	0.8	18.5	986	-0.09
WAL_GMP14S	27/11/2019	0	0.9	24.7	968	-0.26
WAL_GMP14S	18/12/2019	0	1	18.5	991	-0.56
WAL_GMP15D	24/01/2019	0.1	0.8	21.5	996	-0.36
WAL_GMP15D	21/02/2019	0	0.9	20.9	1011	0.41
WAL_GMP15D	20/03/2019	0	1.2	21.1	1016	0.6
WAL_GMP15D	09/04/2019	0	1.5	19.1	1003	0.09
WAL_GMP15D	15/05/2019	0	1.3	18.6	1014	0.6
WAL_GMP15D	13/06/2019	0	1.1	20	989	0.03
WAL_GMP15D	26/07/2019	0.0	0.8	19.9	997	0.6
WAL_GMP15D	21/08/2019	0.0	0.7	19.3	1012	0.44
WAL_GMP15D	12/09/2019	0.0	1.2	19.6	1010	0.47
WAL_GMP15D	16/10/2019	0	3	18.2	986	-0.02
WAL_GMP15D	27/11/2019	0	3.9	17.7	968	-0.24
WAL_GMP15D	18/12/2019	0	1.6	21.1	991	-0.51



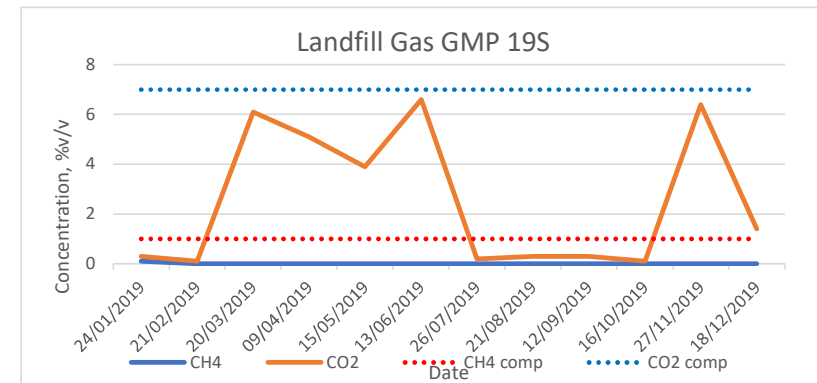
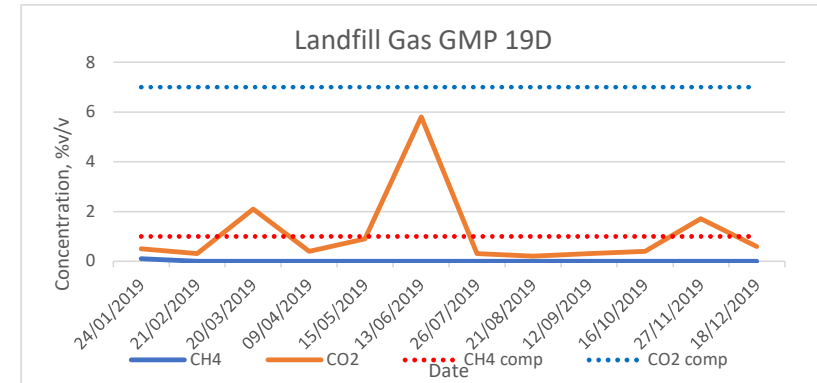
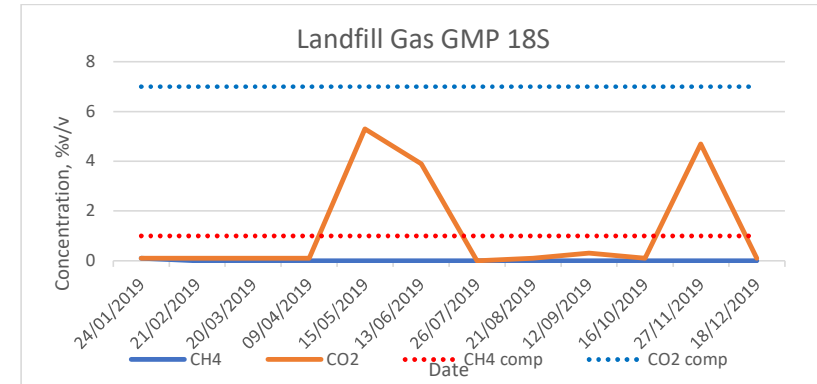
WAL_GMP15S	24/01/2019	0.1	0.6	20.7	996	-0.24
WAL_GMP15S	21/02/2019	0	0.6	20.1	1011	0.39
WAL_GMP15S	20/03/2019	0	0.5	20.5	1016	0.58
WAL_GMP15S	09/04/2019	0	0.5	19.8	1003	0.09
WAL_GMP15S	15/05/2019	0	0.6	19	1013	0.58
WAL_GMP15S	13/06/2019	0	0.4	19.7	987	0
WAL_GMP15S	26/07/2019	0.0	0.1	20.6	997	0.63
WAL_GMP15S	21/08/2019	0.0	0.2	19.0	1012	0.54
WAL_GMP15S	12/09/2019	0.0	0.1	18.9	1010	0.53
WAL_GMP15S	16/10/2019	0	0.2	21.3	986	-0.05
WAL_GMP15S	27/11/2019	0	0.3	20.4	968	-0.19
WAL_GMP15S	18/12/2019	0	0.4	21.1	991	-0.51
WAL_GMP16D	24/01/2019	0.1	4.5	14.6	997	-0.29
WAL_GMP16D	21/02/2019	0	0.6	20.7	1012	0.37
WAL_GMP16D	20/03/2019	0	3.6	14.3	1017	0.54
WAL_GMP16D	09/04/2019	0	2.2	19.8	1004	0.15
WAL_GMP16D	15/05/2019	0	0.8	19.8	1014	0.56
WAL_GMP16D	13/06/2019	0	2.7	10.4	989	0.09
WAL_GMP16D	26/07/2019	0.0	0.4	20.5	998	0.53
WAL_GMP16D	21/08/2019	0.0	0.3	20.6	1012	0.51
WAL_GMP16D	12/09/2019	0.0	1.6	20.1	1010	0.51
WAL_GMP16D	16/10/2019	0	3.6	14	987	-0.07
WAL_GMP16D	27/11/2019	0	4.1	13.4	969	-0.15
WAL_GMP16D	18/12/2019	0	4.9	13.4	992	-0.7
WAL_GMP16S	24/01/2019	0.1	0.5	21.5	996	-0.09
WAL_GMP16S	21/02/2019	0	0.3	21	1011	0.39
WAL_GMP16S	20/03/2019	0	1.4	19.6	1016	0.63
WAL_GMP16S	09/04/2019	0	1.1	19.3	1003	0.07
WAL_GMP16S	15/05/2019	0	1.6	19	1013	0.61
WAL_GMP16S	13/06/2019	0	6.2	14.9	988	0.09
WAL_GMP16S	26/07/2019	0.0	1.8	19.0	997	0.66
WAL_GMP16S	21/08/2019	0.0	1.9	18.2	1012	0.49
WAL_GMP16S	12/09/2019	0.0	0.4	18.4	1010	0.48
WAL_GMP16S	16/10/2019	0	0.2	21.8	986	-0.07
WAL_GMP16S	27/11/2019	0	1.3	18.7	968	-0.17
WAL_GMP16S	18/12/2019	0	0.5	>>>>	991	-0.51



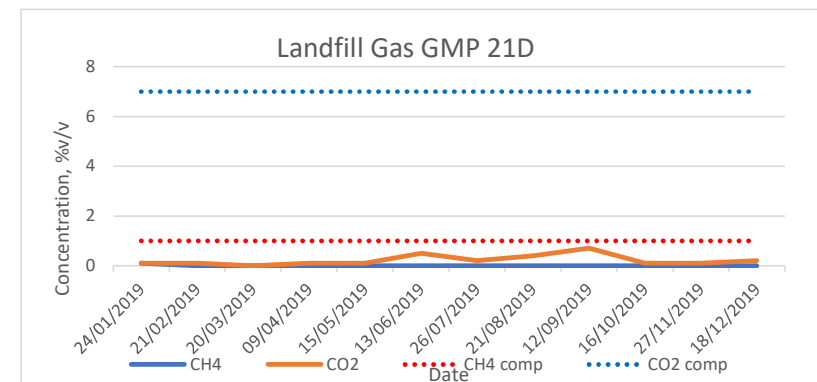
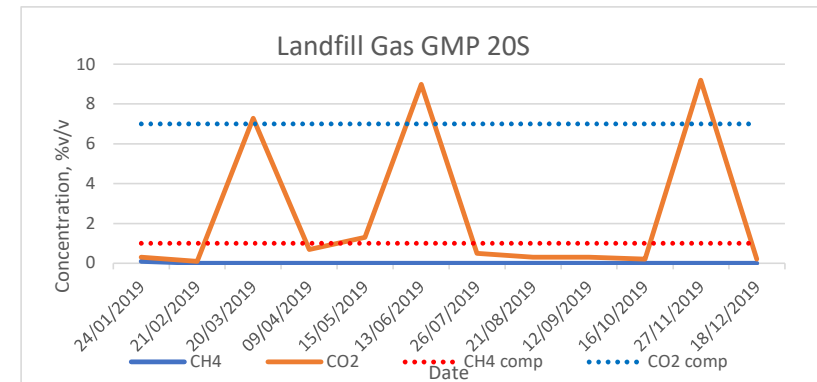
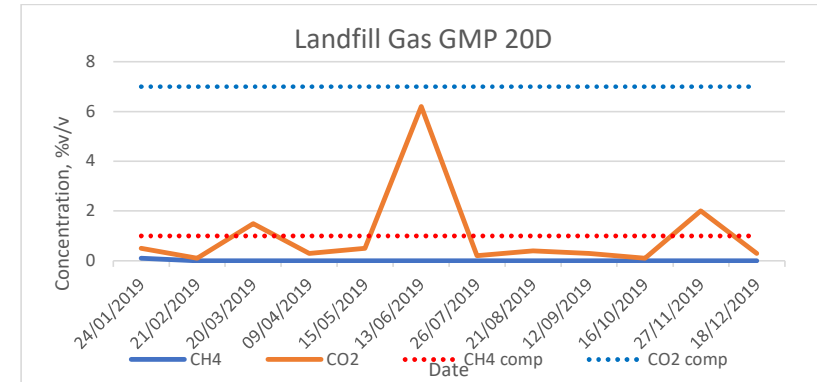
WAL_GMP17D	24/01/2019	3.3	4.8	10.6	997	-0.37
WAL_GMP17D	21/02/2019	0	0.1	21.3	1012	0.41
WAL_GMP17D	20/03/2019	0	0.2	21.1	1017	0.68
WAL_GMP17D	09/04/2019	0	0.3	21.3	1004	0.03
WAL_GMP17D	15/05/2019	0	3.7	4.8	1015	0.77
WAL_GMP17D	13/06/2019	0.1	7	3.1	989	0.2
WAL_GMP17D	26/07/2019	0.0	1.3	19.3	998	0.65
WAL_GMP17D	21/08/2019	0.0	1.1	18.2	1012	0.61
WAL_GMP17D	12/09/2019	0.0	0.7	17.5	1010	0.6
WAL_GMP17D	16/10/2019	0	3.6	15.8	987	-0.05
WAL_GMP17D	27/11/2019	0	8.5	7.5	969	-0.9
WAL_GMP17D	18/12/2019	0	2.6	16.9	992	-0.73
WAL_GMP17S	24/01/2019	0.1	1.4	17.8	997	-0.32
WAL_GMP17S	21/02/2019	0	0.1	21.3	1012	0.39
WAL_GMP17S	20/03/2019	0	0.1	21.4	1017	0.72
WAL_GMP17S	09/04/2019	0	0.1	21.4	1004	0.03
WAL_GMP17S	09/04/2019	0	0.1	21.5	1004	-0.09
WAL_GMP17S	15/05/2019	0	0.1	20.9	1015	0.73
WAL_GMP17S	13/06/2019	0	7.1	0.8	989	0.56
WAL_GMP17S	26/07/2019	0.0	0.4	19.9	998	0.72
WAL_GMP17S	21/08/2019	0.0	0.2	20.4	1012	0.68
WAL_GMP17S	12/09/2019	0.0	1.5	19.5	1010	0.62
WAL_GMP17S	27/11/2019	0	5.8	4.7	969	-0.03
WAL_GMP17S	18/12/2019	0	5.6	4.3	992	-0.53
WAL_GMP18D	24/01/2019	0	4.5	4.6	997	0.07
WAL_GMP18D	21/02/2019	0	0	21.4	1013	-6.25
WAL_GMP18D	20/03/2019	0	0.1	21.4	1018	-11.51
WAL_GMP18D	09/04/2019	0	0.1	21.6	1004	-10.45
WAL_GMP18D	15/05/2019	0	2.8	12.6	1016	1
WAL_GMP18D	13/06/2019	0	1.1	20.1	989	0.15
WAL_GMP18D	26/07/2019	0.0	0.8	19.3	998	0.68
WAL_GMP18D	21/08/2019	0.0	0.6	18.7	1012	0.94
WAL_GMP18D	12/09/2019	0.0	0.4	19.3	1010	0.83
WAL_GMP18D	16/10/2019	0	4	3.6	988	0.15
WAL_GMP18D	27/11/2019	0	0.4	10.3	969	-0.43
WAL_GMP18D	18/12/2019	0	3	12	992	-0.15



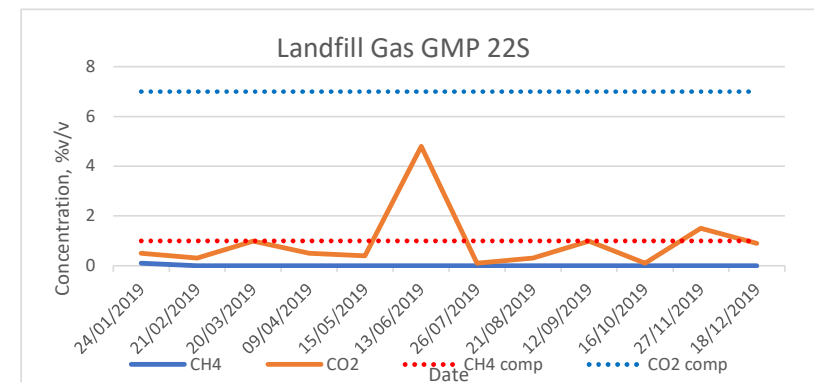
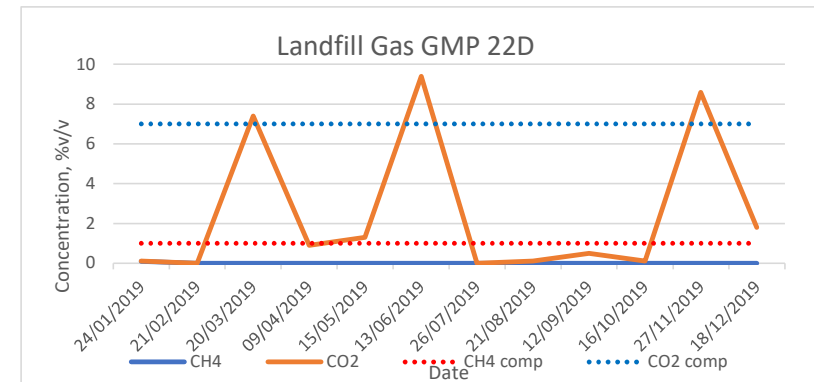
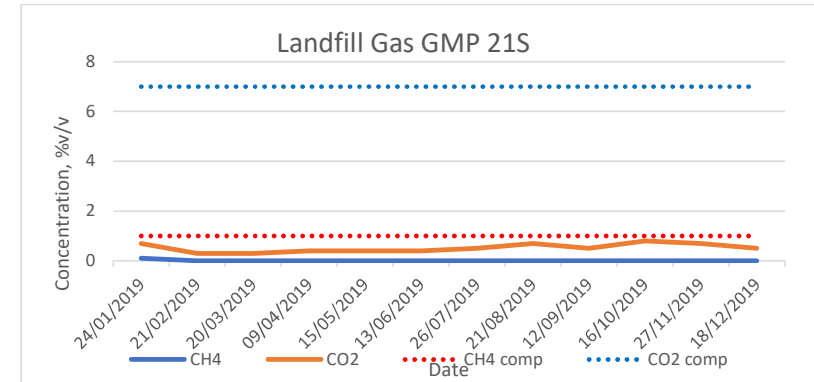
WAL_GMP18S	24/01/2019	0.1	0.1	22	997	-0.31
WAL_GMP18S	21/02/2019	0	0.1	21.4	1012	0.43
WAL_GMP18S	20/03/2019	0	0.1	21.2	1017	0.78
WAL_GMP18S	09/04/2019	0	0.1	21.5	1004	0.09
WAL_GMP18S	15/05/2019	0	5.3	3.1	1015	0.9
WAL_GMP18S	13/06/2019	0	3.9	12.3	988	0.54
WAL_GMP18S	26/07/2019	0.0	0.0	21.1	998	0.65
WAL_GMP18S	21/08/2019	0.0	0.1	22.1	1012	0.73
WAL_GMP18S	12/09/2019	0.0	0.3	21.5	1010	0.67
WAL_GMP18S	16/10/2019	0	0.1	21.5	987	0
WAL_GMP18S	27/11/2019	0	4.7	10.6	969	0.03
WAL_GMP18S	18/12/2019	0	0.1	21.6	992	-0.49
WAL_GMP19D	24/01/2019	0.1	0.5	20.7	997	-0.27
WAL_GMP19D	21/02/2019	0	0.3	20.8	1012	0.34
WAL_GMP19D	20/03/2019	0	2.1	18.4	1018	0.61
WAL_GMP19D	09/04/2019	0	0.4	21	1004	0.02
WAL_GMP19D	15/05/2019	0	0.9	19.4	1015	-0.51
WAL_GMP19D	13/06/2019	0	5.8	6.4	989	-0.02
WAL_GMP19D	26/07/2019	0.0	0.3	20.6	998	0.75
WAL_GMP19D	21/08/2019	0.0	0.2	20.2	1012	0.46
WAL_GMP19D	12/09/2019	0.0	0.3	20.6	1010	0.52
WAL_GMP19D	16/10/2019	0	0.4	20.4	988	-0.32
WAL_GMP19D	27/11/2019	0	1.7	16.6	969	-0.26
WAL_GMP19D	18/12/2019	0	0.6	20.5	992	-0.46
WAL_GMP19S	24/01/2019	0.1	0.3	21.9	997	-0.29
WAL_GMP19S	21/02/2019	0	0.1	21.5	1012	0.44
WAL_GMP19S	20/03/2019	0	6.1	13.7	1017	0.63
WAL_GMP19S	09/04/2019	0	5.1	12.5	1004	0.12
WAL_GMP19S	15/05/2019	0	3.9	13.7	1015	0.75
WAL_GMP19S	13/06/2019	0	6.6	8.2	989	0.07
WAL_GMP19S	26/07/2019	0.0	0.2	21.1	998	0.73
WAL_GMP19S	21/08/2019	0.0	0.3	21.0	1012	0.43
WAL_GMP19S	12/09/2019	0.0	0.3	20.8	1010	0.53
WAL_GMP19S	16/10/2019	0	0.1	21.4	987	0.15
WAL_GMP19S	27/11/2019	0	6.4	8.5	969	-0.17
WAL_GMP19S	18/12/2019	0	1.4	18.7	992	-0.44



WAL_GMP20D	24/01/2019	0.1	0.5	21.3	997	-0.36
WAL_GMP20D	21/02/2019	0	0.1	21.4	1012	0.46
WAL_GMP20D	20/03/2019	0	1.5	20.6	1017	0.65
WAL_GMP20D	09/04/2019	0	0.3	21.5	1003	0.12
WAL_GMP20D	15/05/2019	0	0.5	20.4	1015	0.72
WAL_GMP20D	13/06/2019	0	6.2	11.4	989	0.03
WAL_GMP20D	26/07/2019	0.0	0.2	20.9	998	0.75
WAL_GMP20D	21/08/2019	0.0	0.4	20.9	1012	0.56
WAL_GMP20D	12/09/2019	0.0	0.3	20.8	1010	0.53
WAL_GMP20D	16/10/2019	0	0.1	21.2	988	-0.54
WAL_GMP20D	27/11/2019	0	2	17	969	-0.66
WAL_GMP20D	18/12/2019	0	0.3	21.5	992	-0.49
WAL_GMP20S	24/01/2019	0.1	0.3	21.9	997	-0.29
WAL_GMP20S	21/02/2019	0	0.1	21.5	1012	0.44
WAL_GMP20S	20/03/2019	0	7.3	17.1	1017	0.66
WAL_GMP20S	09/04/2019	0	0.7	21.2	1004	0.05
WAL_GMP20S	15/05/2019	0	1.3	18.4	1015	0.73
WAL_GMP20S	13/06/2019	0	9	8.7	989	0.12
WAL_GMP20S	26/07/2019	0.0	0.5	20.8	998	0.78
WAL_GMP20S	21/08/2019	0.0	0.3	20.8	1012	0.53
WAL_GMP20S	12/09/2019	0.0	0.3	20.8	1010	0.51
WAL_GMP20S	16/10/2019	0	0.2	21.2	987	0.17
WAL_GMP20S	27/11/2019	0	9.2	5.6	969	-0.12
WAL_GMP20S	18/12/2019	0	0.2	21.8	992	-0.46
WAL_GMP21D	24/01/2019	0.1	0.1	21.9	997	-0.24
WAL_GMP21D	21/02/2019	0	0.1	21.5	1012	0.61
WAL_GMP21D	20/03/2019	0	0	21.6	1017	0.58
WAL_GMP21D	09/04/2019	0	0.1	21.7	1004	0.12
WAL_GMP21D	15/05/2019	0	0.1	21.5	1015	0.82
WAL_GMP21D	13/06/2019	0	0.5	21	989	0.02
WAL_GMP21D	26/07/2019	0.0	0.2	21.2	998	0.26
WAL_GMP21D	21/08/2019	0.0	0.4	21.2	1012	0.58
WAL_GMP21D	12/09/2019	0.0	0.7	20.8	1010	0.63
WAL_GMP21D	16/10/2019	0	0.1	21.4	987	0.19
WAL_GMP21D	27/11/2019	0	0.1	21.6	969	-0.17
WAL_GMP21D	18/12/2019	0	0.2	21.8	992	-0.48



WAL_GMP21S	24/01/2019	0.1	0.7	20.9	997	-0.27
WAL_GMP21S	21/02/2019	0	0.3	21.2	1012	0.37
WAL_GMP21S	20/03/2019	0	0.3	21.2	1017	0.54
WAL_GMP21S	09/04/2019	0	0.4	21.1	1004	0.14
WAL_GMP21S	15/05/2019	0	0.4	21	1015	0.77
WAL_GMP21S	13/06/2019	0	0.4	21.2	989	0.05
WAL_GMP21S	26/07/2019	0.0	0.5	20.6	998	0.8
WAL_GMP21S	21/08/2019	0.0	0.7	20.6	1012	0.6
WAL_GMP21S	12/09/2019	0.0	0.5	20.8	1010	0.62
WAL_GMP21S	16/10/2019	0	0.8	20.6	987	0.19
WAL_GMP21S	27/11/2019	0	0.7	20.7	969	-0.17
WAL_GMP21S	18/12/2019	0	0.5	21	992	-0.92
WAL_GMP22D	24/01/2019	0.1	0.1	22	997	-0.32
WAL_GMP22D	21/02/2019	0	0	21.6	1012	0.49
WAL_GMP22D	20/03/2019	0	7.4	17.5	1017	0.65
WAL_GMP22D	09/04/2019	0	0.9	21	1003	0.17
WAL_GMP22D	15/05/2019	0	1.3	18.7	1014	0.85
WAL_GMP22D	13/06/2019	0	9.4	5.3	989	0.14
WAL_GMP22D	26/07/2019	0.0	0.0	21.3	998	0.82
WAL_GMP22D	21/08/2019	0.0	0.1	21.2	1012	0.75
WAL_GMP22D	12/09/2019	0.0	0.5	21.2	1010	0.56
WAL_GMP22D	16/10/2019	0	0.1	22.7	987	0.24
WAL_GMP22D	27/11/2019	0	8.6	2.5	969	-0.1
WAL_GMP22D	18/12/2019	0	1.8	17.3	991	-0.53
WAL_GMP22S	24/01/2019	0.1	0.5	21.4	997	-0.26
WAL_GMP22S	21/02/2019	0	0.3	21.3	1012	0.41
WAL_GMP22S	20/03/2019	0	1	20.6	1017	0.72
WAL_GMP22S	09/04/2019	0	0.5	21.4	1003	0.15
WAL_GMP22S	15/05/2019	0	0.4	21.2	1015	0.83
WAL_GMP22S	13/06/2019	0	4.8	13.1	989	0.12
WAL_GMP22S	26/07/2019	0.0	0.1	21.3	998	0.73
WAL_GMP22S	21/08/2019	0.0	0.3	21.6	1012	1.11
WAL_GMP22S	12/09/2019	0.0	1.0	21.3	1010	0.94
WAL_GMP22S	16/10/2019	0	0.1	21.5	988	0.2
WAL_GMP22S	27/11/2019	0	1.5	18.2	969	-0.12
WAL_GMP22S	18/12/2019	0	0.9	20.2	992	-0.44



WAL_GMP23D	24/01/2019	0.1	2	5.8	997	-0.41
WAL_GMP23D	21/02/2019	0	3.2	2.4	1012	-0.07
WAL_GMP23D	20/03/2019	0	2.7	14.6	1017	0.7
WAL_GMP23D	09/04/2019	0	1.5	5.6	1004	0.05
WAL_GMP23D	15/05/2019	0	1.4	12.6	1015	0.7
WAL_GMP23D	13/06/2019	0	3.2	4	989	2.25
WAL_GMP23D	26/07/2019	0.0	2.6	10.5	998	0.7
WAL_GMP23D	21/08/2019	0.0	2.2	9.6	1012	0.6
WAL_GMP23D	12/09/2019	0.0	2.1	10.1	1010	0.57
WAL_GMP23D	16/10/2019	0	2.7	8.1	987	-0.32
WAL_GMP23D	27/11/2019	0	2.9	4.4	969	-0.66
WAL_GMP23D	18/12/2019	0	3.6	2.6	992	-0.63
WAL_GMP23S	24/01/2019	0.1	2.9	15.3	997	-0.27
WAL_GMP23S	21/02/2019	0	4	12.8	1012	0.37
WAL_GMP23S	20/03/2019	0	2.8	13.7	1017	0.68
WAL_GMP23S	09/04/2019	0	4.3	12.6	1004	-0.03
WAL_GMP23S	15/05/2019	0	3.5	13.2	1014	0.68
WAL_GMP23S	13/06/2019	0	3.3	10.8	989	0.39
WAL_GMP23S	26/07/2019	0.0	5.0	13.6	998	0.7
WAL_GMP23S	21/08/2019	0.0	3.0	12.6	1012	0.56
WAL_GMP23S	12/09/2019	0.0	2.1	13.4	1010	0.55
WAL_GMP23S	16/10/2019	0	5.6	7.9	987	0.17
WAL_GMP23S	27/11/2019	0	4.7	8.3	969	-0.07
WAL_GMP23S	18/12/2019	0	4.6	9.3	992	-0.61
WAL_104	24/01/2019	0.2	2.8	14.6	994	-0.66
WAL_104	21/02/2019	0.1	0.1	20.7	1009	-0.15
WAL_104	20/03/2019	0.1	0.2	19.9	1016	0.41
WAL_104	09/04/2019	0.1	0.3	19.9	1001	-0.37
WAL_104	15/05/2019	0.1	0.1	20.4	1013	1.09
WAL_104	13/06/2019	0	1	11.9	987	-0.1
WAL_104	26/07/2019	0.0	0.0	21.5	997	0.7
WAL_104	21/08/2019	0.0	0.1	22.0	1012	0.6
WAL_104	12/09/2019	0.0	0.2	22.3	1010	0.61
WAL_104	16/10/2019	0	0.4	19	985	-0.32
WAL_104	27/11/2019	0	1.6	13.8	967	-0.1
WAL_104	17/12/2019	0	1.7	16.6	982	-0.72

