

CONFIDENTIAL
 This drawing is given into your possession subject to the condition that it will not be lent, copied or circulated in any form without the prior consent, in writing, of VEOLIA LTD.

LEGEND

- Installation Boundary
- SRC & Roadsweping Boundary
- EDL Permit Area
- Landfill Boundary
- Installation Area

Landownership
 Veolia owned land
 Oldream Estates
 P.L.A.

| Rev. | Details | Inl. | Date |
|------|--|------|--------|
| 1 | INSTALLATION BOUNDARY INCREASED TO INCLUDE THE SCRAPE AREA | AP | 9/2/07 |
| 2 | SRC & ROADSWEEPING BOUNDARY INCLUDED. EDL PERMIT BOUNDARY ADDED. | CC | 2/7/18 |
| 3 | INSTALLATION BOUNDARY TO INCLUDE COMPOST PLANT | CC | 7/18 |

VEOLIA
 ENVIRONMENTAL SERVICES
 AIRBORNE CLOSE, ARTERIAL ROAD
 LEIGH-ON-SEA, ESSEX, SS9 4EL
 TEL. No: (01277) 234567
 FAX. No: (01277) 723508

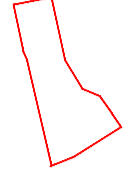

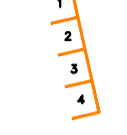


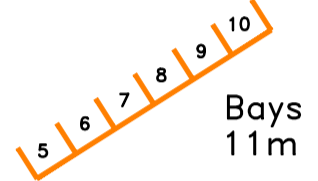
Location **RAINHAM LANDFILL**

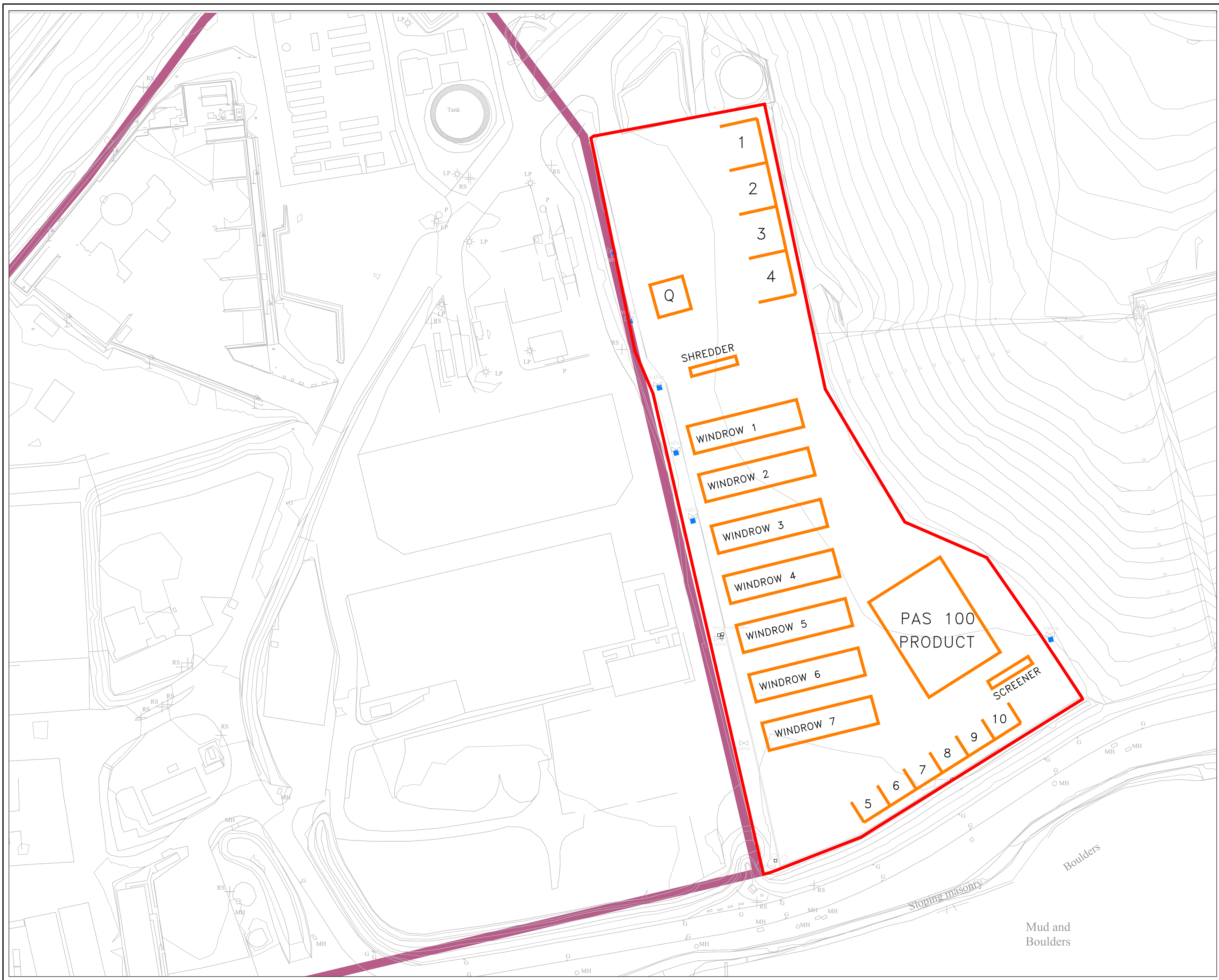
Project **POLLUTION PREVENTION AND CONTROL PERMIT DRAWINGS**

Title **INSTALLATION BOUNDARY**

| | | | | | |
|-------------|------------|------|---------|---------------------|-------------|
| Drawn By | JB | Date | 27OCT05 | Scale: | 1:5000 |
| Checked By | RCF | Date | 27OCT04 | | |
| Approved By | RCF | Date | 27OCT04 | ORIGINAL SHEET SIZE | A1 |
| Project No. | JOB 2412_2 | | | Drg.No. | RAI/PPC/951 |

This drawing is given into your possession subject to the condition that it will not be lent, copied or circulated in any form without the prior consent, in writing, of Veolia.

- Key:
-  Wood/Compost Boundary
 -  Quarantine Area 12mx12m
 -  Wood Bays 16m wide x 13.5m deep.
 -  Windrows 1 - 7 40m length x 10m wide
 -  PAS100 approx 40mx30m
 -  Bays 5-10 Oversize Bays 11m wide x 8.5m deep



| Rev. | Details: | In: | Date: |
|------|----------|-----|-------|
| | | | |

VEOLIA
 Ockendon Landfill Site
 Medebridge Road,
 Grays. RM16 5TZ
 Tel:07710 112018

Location:
 Rainham Landfill Site

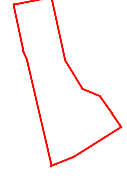

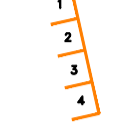


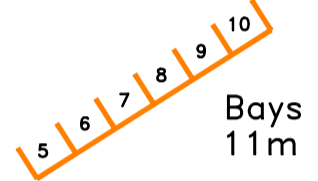

Project:
 Wood Recycling Scenario 1

Title:
 Compost & Wood Recycling Plant

Drawing No:
 RAI/PLA/960

| Scale: | 1 : 600 | Initials: | Date: |
|-----------------|----------|--------------|--------|
| Drawing status: | Report | CC | Jan 29 |
| Reference: | JOB 3527 | RT | Jan 29 |
| | | Approved: DJ | Jan 29 |

This drawing is given into your possession subject to the condition that it will not be lent, copied or circulated in any form without the prior consent, in writing, of Veolia.

- Key:
-  Wood/Compost Boundary
 -  Quarantine Area 12mx12m
 -  Wood Bays 16m wide x 13.5m deep.
 -  Windrows 1 - 7 40m length x 10m wide
 -  PAS100 approx 40mx30m
 -  Bays 5-10 Oversize Bays 11m wide x 8.5m deep
 -  SHREDDED WOOD BAYS 13mx13m

| Rev. | Details: | In: | Date: |
|------|----------|-----|-------|
| | | | |

VEOLIA
 Ockendon Landfill Site
 Medebridge Road,
 Grays. RM16 5TZ
 Tel:07710 112018

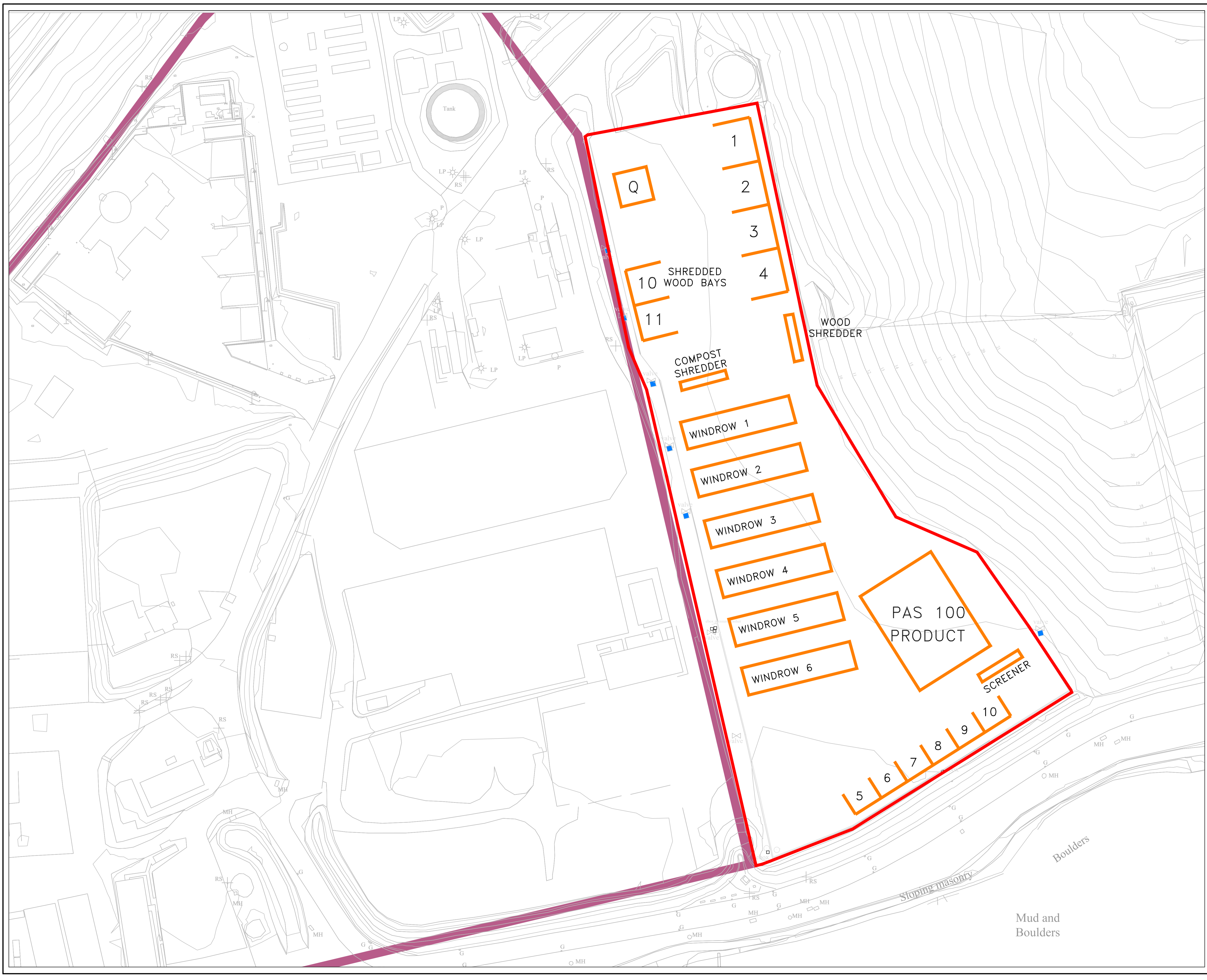
Location:
 Rainham Landfill Site

Project:
 Wood Recycling Scenario 2

Title:
 Compost & Wood Recycling Plant



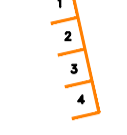
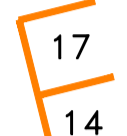
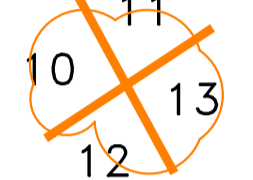
Drawing No:
 RAI/PLA/960

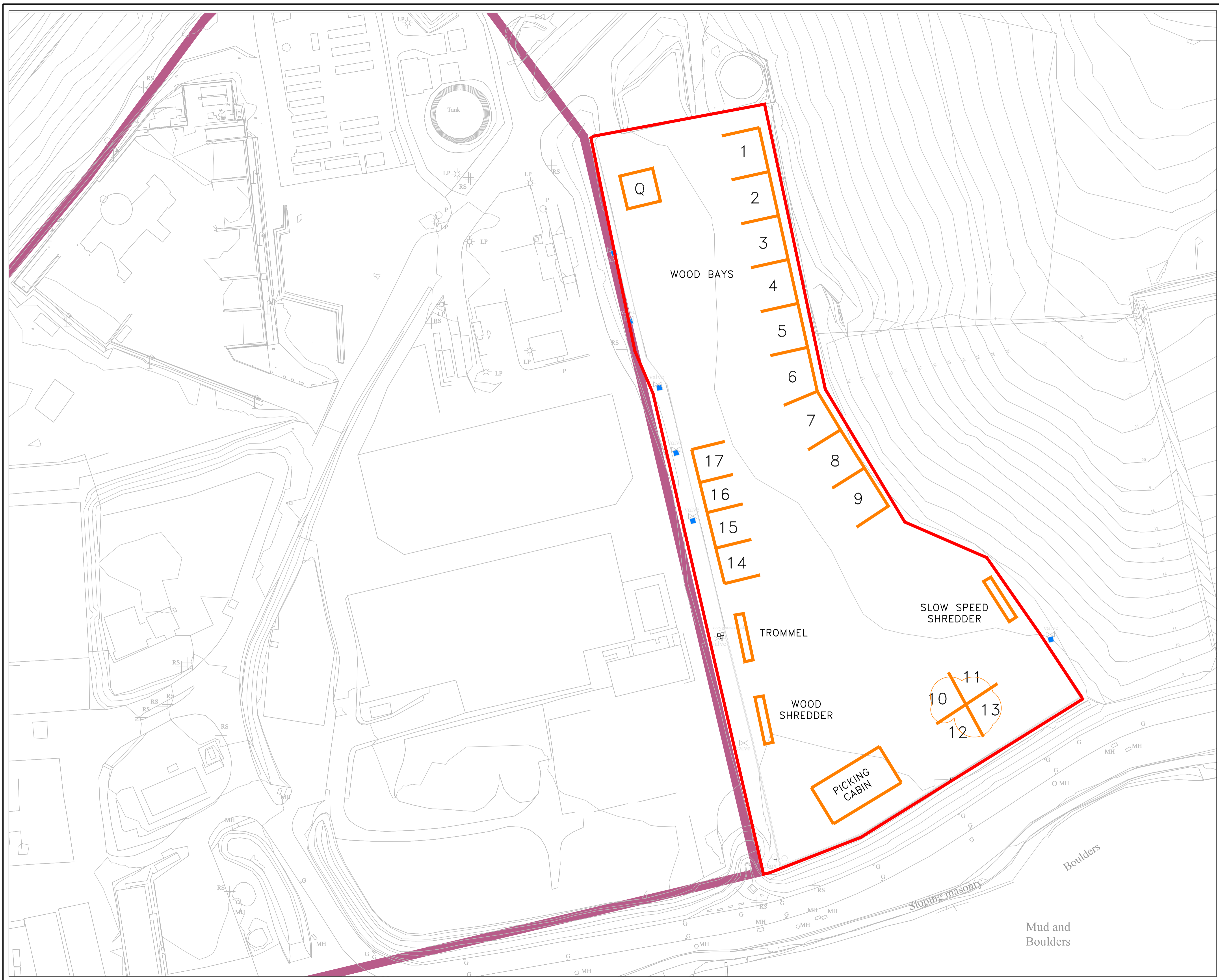
| Scale: | 1 : 600 | Initials: | Date: |
|-----------------|----------|-----------|-----------|
| Drawing status: | Report | Drawn: | CC Jan 29 |
| Reference: | JOB 3527 | Checked: | RT Jan 29 |
| | | Approved: | DJ Jan 29 |



Mud and Boulders

This drawing is given into your possession subject to the condition that it will not be lent, copied or circulated in any form without the prior consent, in writing, of Veolia.

- Key:
-  Wood/Compost Boundary
 -  Quarantine Area 12mx12m
 -  Wood Bays 1 – 9
16m wide x 13.5m deep.
 -  SHREDDED WOOD
BAYS 14/15 13mx13m
BAYS 16/17 12mx11m
 -  Wood Bays 10 – 13



| Rev: | Details: | Inl: | Date: |
|------|----------|------|-------|
| | | | |

VEOLIA
 Ockendon Landfill Site
 Medebridge Road,
 Grays. RM16 5TZ
 Tel:07710 112018

Location:
 Rainham Landfill Site

Project:
 Wood Recycling Scenario 3

Title:
 Proposed Wood Recycling Plant

Drawing No:
 RAI/PLA/960

| Scale: | 1 : 600 | Initials: | Date: |
|-----------------|----------|-----------|-----------|
| Drawing status: | Report | Drawn: | CC Jan 29 |
| Reference: | JOB 3527 | Checked: | RT Jan 29 |
| | | Approved: | DJ Jan 29 |