



Allendale Household Waste Recycling Centre
Fire Prevention Plan
November 2024

Document Details

Document title	Allendale Household Waste Recycling Centre (HWRC) Fire Prevention Plan
Version	Version 2.0
Date	November 2024
Prepared by	A Shaw – Environmental Permit Manager
Reviewed by	S Westerman – Environmental Permit Manager K Ogden – Environment & Industrial Risk Manager B Clayton – National Permit Manager
Approved by	T Dyos – Operations Manager
Distribution	SUEZ Environment Agency

Document Review History

Date	Version	Description
October 2023	Version 1.0	Original produced as part of permit variation to add waste codes to the environmental permit.
November 2024	Version 2.0	Amendments to Table 1 and Figures 2, 3 and 5 in response to 'Not Duly Made' notification issued by the Environment Agency.

Contents

1	INTRODUCTION	1
1.1	Report Context.....	1
1.2	Using This Fire Prevention Plan	1
2	RISK OF FIRE	3
2.1	Assessing the Risk of Fire	3
2.2	Overview of Site Activities	3
2.3	Process Description.....	4
2.4	Operating Hours	4
2.5	Combustible Waste on Site	4
2.6	Waste Storage and Hazardous Materials Storage	5
2.7	Sensitive Receptors.....	6
2.8	Wind Direction	8
3	PREVENTATIVE MEASURES.....	9
3.1	SUEZ Policies and Procedures	9
3.2	Controls to Manage Common Causes of Fire	9
3.3	Controls to Prevent Self-Combustion of Waste	13
3.4	Quarantine Area	14
4	DETECTION AND SUPPRESSION MEASURES.....	16
4.1	Fire Detection	16
4.2	Fire Suppression.....	16
4.3	Fire Fighting Techniques	17
4.4	Water Supply	17
4.5	Fire Water Management.....	17
4.6	Contingency Plan in the Event of a Fire	18
4.7	Out of Hours Response	18
5	FIRE FIGHTING PROCEDURE	20



Appendices

Appendix A Waste Storage Details

Figures

Number	Drawing	Reference
1	Site Location	AdI-LOC-0923-01
2	Proposed Site Layout	AdI-LAY-1124-01
3	Receptor Plan	AdI-REC-1124-01
4	Emergency Access Plan	AdI-EAR-0923-01
5	Proposed Site Drainage Plan	AdI-DRN-1124-01

1 INTRODUCTION

1.1 Report Context

- 1.1.1 This Fire Prevention Plan (FPP) has been prepared in connection to the Allendale Household Waste Recycling Centre (the site) located at Shilburn Road, Allendale, Hexham, Northumberland, NE47 9LQ at National Grid Reference (NGR) NY 84251 56024. The site location, permit boundary and site layout are presented in Figures 1 and 2 respectively.
- 1.1.2 The FPP has been prepared to support an application to vary the Environmental Permit (permit) reference EPR/PP3594ZP (EAWML 64053) to regularise the acceptance of hazardous waste at the site and to add waste codes to the permit.
- 1.1.3 This FPP has been produced in accordance with the Environment Agency's (EA) 'Fire Prevention Plans: Environmental Permits' guidance (updated in January 2021).
- 1.1.4 The report identifies the potential causes and effects of a fire and describes the measures that will be in place to prevent the occurrence of a fire at the site. In addition, the report provides details on the planned response to a fire incident and explain how fire water would be contained.

1.2 Using This Fire Prevention Plan

- 1.2.1 This FPP is a working document, intended to be used as a reference document for anyone who's work directly impacts the permitted waste activities such as operational staff, contractors and regulatory authorities. This document is also intended for the Fire Rescue Service (FRS) in the event of a fire. A copy of the FPP is available as a hard copy on site and electronically for remote access.
- 1.2.2 The implementation and dissemination of this FPP will be the responsibility of the Site Supervisor, supported by other staff. The Site Supervisor can delegate certain tasks as required, although ultimate responsibility will remain with them.
- 1.2.3 A nominated deputy will be appointed for all times when the Site Supervisor is not on site. In such circumstances, it will be the nominated deputy's responsibility to ensure that the requirements of the FPP are adhered to.
- 1.2.4 The Site Supervisor, in consultation with the Environment & Industrial Risk (EIR) Manager will review this FPP at regular intervals and on at least an annual basis, following any of the events below:
- Testing of the plan to ensure the plan works and staff understand the procedures to be undertaken to prevent a fire occurring and the procedure to be undertaken in the event of a fire
 - An incident

- Change in legislation or formal guidance
- Prior to a change in activity on site

1.2.5 The requirement of the FPP will be communicated to site operational staff on at least an annual basis via toolbox talks. Yearly refresher toolbox talks will ensure that the requirements of the FPP are reinforced.

1.2.6 Fire drills are carried out at the site every 6 months. This consists of a full evacuation of the site and there is also a spill drill exercise carried out on site every 6 months. These will test the evacuation measures of the site and the fire prevention plan and the measures within it. The training will also include what staff need to do to prevent a fire occurring and what to do if a fire breaks out. This includes the boom deployment points, operation of inflatable pipe stoppers to prevent fire water leaving site (if water is used by the fire and rescue service) and who and how to communicate the plan and control measures if safe and practical to do so.

2 RISK OF FIRE

2.1 Assessing the Risk of Fire

- 2.1.1 The risk assessment to identify potential events or failures that may lead to an environmental impact as a result of a waste related fire is included in the Accident Prevention & Management Plan (Section 1.5 of site specific management system). The risk assessment provides details of the following: the hazard, the pathways and receptors, the probability of occurrence, the consequences or impacts and the measures that will be taken to manage the risk, and an evaluation of the mitigated risk.
- 2.1.2 Further details on the hazard, in terms of the materials received stored and/or treated on the site, the volumes of materials received, and the potential causes of fires are provided in this FPP. The sensitive receptors and the consequence of a fire on those receptors are also detailed below.

2.2 Overview of Site Activities

- 2.2.1 The site is permitted to operate a Household Waste Recycling Centre (HWRC) with a maximum annual throughput of 4,999 tonnes of waste per annum.
- 2.2.2 The HWRC provides a facility for the acceptance, storage and transfer of additional non-hazardous and hazardous waste namely, WEEE (hazardous and non-hazardous), oils, plasterboard and gas cylinders, directly from members of the public.
- 2.2.3 According to the Environmental Permit, the operation of the HWRC is undertaken under the following Disposal (D) and Recovery (R) codes as defined in Annex I and II of the Waste Framework Directive 2008/98/EC.

Table 1 - Permitted R and D Codes

R/D Code	Description
R5	Recycling/reclamation of other inorganic materials
R3	Recycling/reclamation of organic substances which are not used as solvents (including composting and other biological transformation processes)
R4	Recycling/reclamation of metals and metal compounds
R13	Storage of wastes pending any of the operations numbered R1 to R12 (excluding temporary storage, pending collection, on the site where the waste is produced)
D9	Physico-chemical treatment not specified elsewhere in this Annex which results in final compounds or mixtures which are discarded by means of any of the operations numbered D1 to D12 (e.g., evaporation, drying, calcinations etc)
D15	Storage pending any of the operations numbered D1 to D14 (excluding temporary storage, pending collection, on the site where the waste is produced)
D14	Repackaging prior to submission to any of the operations numbered D1

to D13

2.3 Process Description

- 2.3.1 Waste deposition at the HWRC will generally be undertaken by those delivering the waste. Site staff will direct and assist drivers as necessary.
- 2.3.2 Wastes will normally be placed directly into containers by the public. Some bulkier items may be moved or placed into containers by site staff.
- 2.3.3 There will be no treatment of waste on site, wastes deposited at the HWRC will be transferred off site in accordance with the waste storage times in Appendix A.

2.4 Operating Hours

- 2.4.1 The operating hours for the site will be limited to the following hours, set out below:

Summer Hours (01 April – 31 October):

Friday -Monday: 08:00 – 19:30
Tuesday – Thursday: 08:00 – 19:30 (Closed to the Public. Access for Maintenance & Servicing of Skips)

Winter Hours (01 November – 31 March):

Friday -Monday: 08:00 – 18.00
Tuesday - Thursday: 08.00 – 18.00 - Closed to the Public. Access for Maintenance & Servicing of Skips

2.5 Combustible Waste on Site

- 2.5.1 The combustible waste types which may be received and stored at the site include:

- Paper
- Liquid packaging e.g., Tetra Pak®
- Green Waste
- Waste Electrical and Electronic Equipment (WEEE)
- Cardboard
- Tyres
- Metals
- Rigid Plastics
- Textiles
- General waste
- Wood
- Oil (Waste Engine and Cooking)

- Gas cylinders
- Batteries
- Carpets
- Mixed packaging
- Mattresses
- Used vapes

2.6 Waste Storage and Hazardous Materials Storage

Waste Storage

- 2.6.1 Dedicated containers, bins or specific areas within the site will be provided for the separate collection of various waste streams. An indicative site layout plan showing the proposed location of the waste containers are shown in Figure 2.
- 2.6.2 The maximum tonnage of waste to be stored in site at any one time will not exceed 200 tonnes. The maximum quantity of waste that will be accepted from site as hazardous shall not exceed 10 tonnes per day in connection with the disposal activity.
- 2.6.3 Further details relating to the volume, storage time and storage method of each waste types is provided in Appendix A of this FPP.

Hazardous Materials Storage

- 2.6.4 A bunded waste oil storage tank is available on site for storage of waste engine oil prior to removal from site.
- 2.6.5 Householders are requested to keep hold of their hazardous chemicals and advised to use the Northumberland Council collection service which is available to assist householder with the correct disposal of chemicals.
- 2.6.6 Domestic gas cylinders will be placed into and stored upright within a lockable steel cage. The cage will be clearly marked with a “flammable gas” warning sign when cylinders are not being delivered or removed.
- 2.6.7 Batteries will be stored in battery boxes with close fitting lids that will contain any spillage of acid batteries.
- 2.6.8 Any hazardous waste delivered to the site that is not permitted by the permit will be segregated and consigned appropriately for disposal at a suitably permitted facility.

Other Combustible Materials

2.6.9 There are no other combustible materials stored at the site.

2.7 Sensitive Receptors

2.7.1 Sensitive receptors within 1km of the site that may potentially be at risk from a fire have been identified within Table 2 and are shown in drawing in Figure 3.

Table 2 - Sensitive Receptors

No.	Receptor	Category	Distance (m)	Direction from site
1	Residential properties in Allendale	Residential	70	All directions
2	Portgate Farm	Residential/Agri cultural	550	East
3	Bulls Hill Farm	Residential/Agri cultural	690	East
4	Shieldburn Hall	Residential	745	South East
5	Residential properties off Shilburn Road	Residential	310	South East
6	Lonkley Head Cottage	Residential	445	South West
7	Moor House	Residential	835	North East
8	Moorhouse Gate	Residential	725	North East
9	Residential properties in Bridge End	Residential	860	South West
10	Lowmill Farm	Residential/Agri cultural	585	North West
11	Low Mill Cottages	Residential	755	North West
12	Residential properties off the B6303	Residential	715	North West
13	Prospect Hill	Residential	885	South West

14	The High Hope	Residential	985	North
15	The Hope	Residential	980	North West
16	Allendale Primary School	Educational	110	North West
17	Allendale Cricket Club	Recreational	530	North West
18	Higher Ground Community Garden	Recreational	225	South East
19	Shilburn Road	Public Highway	40	South
20	Deciduous woodland	Priority Habitat	125	East
21	Deciduous woodland (Shieldburn Plantation)	Priority Habitat	150	South East
22	Deciduous woodland	Priority Habitat	215	North West
23	Deciduous woodland (Philip Burn Dene)	Priority Habitat	205	North West
24	Deciduous woodland	Priority Habitat	595	North West
25	Deciduous Woodland	Priority Habitat	715	North West
26	Deciduous Woodland	Priority Habitat	620	South West
27	Deciduous Woodland	Priority Habitat	935	South West
28	Deciduous Woodland	Priority Habitat	820	South West
29	Deciduous Woodland	Priority Habitat	875	North West
30	Shieldburn Plantation	Ancient Woodland	205	North West
31	Shield Burn	Surface Water	130	East
32	Philip Burn	Surface Water	205	North
33	River East Allen	Surface Water	550	West

34	River East Allen	European Eel Migratory route	550	West
35	European Eel	Protected Species	550	West
36	Brown Trout	Protected Species	400	West
37	North Pennine Moors	Special Protection Area	995	South East
38	Hexhamshire Moors	Site of Special Scientific Interest	995	South East
39	Groundwater (Principal)	Groundwater	-	Beneath site

2.8 Wind Direction

2.8.1 The prevailing wind direction will determine which receptors will be affected and at what frequency. Meteorological data has been used from Allendale Town obtained from www.meteoblue.com which is considered to be representative of conditions within the vicinity of the application site. According to the wind rose data for the area, the prevailing wind direction is from the West Southwest/Southwest (WSW and SW). In accordance with Section 6.2 of the FPP guidance, a compass rose, with the prevailing wind direction, is included as part of Figure 3.

3 PREVENTATIVE MEASURES

3.1 SUEZ Policies and Procedures

3.1.1 SUEZ's Integrated Management System (IMS) includes a procedure titled 'Emergency Preparedness and Response' and will be followed in the event of a fire or explosion.

3.1.2 In addition to the above, the following policies and procedures, as detailed in the IMS, are also relevant:

- Accident Investigation and Reporting
- Site Inspection, Audit and Reporting
- Managing Non-Conformance, Corrective & Preventive Action
- Control of Records
- Audits
- Waste Acceptance
- Rejection of Waste
- Disposal of Site Waste
- Surface Water Management
- Oil and Fuel Storage

3.1.3 One of the principal objectives of the IMS is to ensure the efficient and safe operation of the site through the implementation of procedures that ensure defined staff roles and responsibilities supported by provision of appropriate training.

3.1.4 Key procedures that apply to all SUEZ sites include training all staff, contractors and visitors in correct health and safety and fire prevention procedures. The implementation of a regular maintenance and inspection programme for all areas of site and equipment to ensure good housekeeping.

3.1.5 All site staff along with site contractors are required to wear appropriate Personal Protective Equipment.

3.2 Controls to Manage Common Causes of Fire

3.2.1 The following sections detail how SUEZ will manage the common causes of a fire that are outlined in Section 7 of the FPP guidance.

Arson

3.2.2 Site security to prevent arson includes a secure site boundary via the provision of security fencing and lockable steel security gates. The gates are shut and kept locked during non-operational hours (see Section 2.4) to prevent unauthorised access to the site.

- 3.2.3 A CCTV camera system is in place around the site as shown on Figure 2 which is monitored by a remote third-party contractor outside working hours. In the event that a fire is detected outside operating hours via CCTV, the contractor will contact the FRS directly to ensure that any fires are dealt with in a timely manner. Further details are provided in Section 4.1 of this document.
- 3.2.4 In the event of unauthorised access and/or vandalism, outside operating hours, the contractor will notify the police and dispatch a security officer to attend the site.
- 3.2.5 Site staff will also be notified of any events of unauthorised access, vandalism or arson that occurred outside operating hours. This will typically occur the day after the event has taken place.

Plant and Equipment Failure

- 3.2.6 With the exception of collection and delivery vehicles which only arrive at the site to deliver empty containers and collect waste materials, there is no mobile plant or equipment present on site on a permanent basis. As such, the risk of a fire from plant and equipment failure is low.

Electrical Faults

- 3.2.7 All portable items of electrical equipment are listed in a register and tested by a competent person at least annually. Items must not be connected to the electrical supply that cannot be shown to have been tested within the previous 12 months.
- 3.2.8 Fixed building electricals are installed, inspected, tested and maintained by a suitably trained and qualified persons. Contractors undertaking the work must be enrolled on the National Inspection Council for Electrical Installation Contracting (NICEIC) register of Approved Contractors or similar contractor from SUEZ Approved supplier list. Inspection and testing shall be carried out at minimum periods of five years, or following:
- Any substantial alteration to the electrical installation,
 - Any incident that might cause damage to the electrical installation,
 - At periods stipulated by an approved contractor issuing a test report.
- 3.2.9 Following every inspection and testing, defects should be rectified as soon as reasonably practicable.
- 3.2.10 In addition, fixed electrical equipment will only be installed if it is fit for purpose and compatible with the electrical installation and its capacity. All fixed electrical equipment will be used, inspected, tested and serviced in line with manufacturers' recommendations.
- 3.2.11 Electrical sockets must not be overloaded.

Discarded Smoking Materials

- 3.2.12 No wastes will be burned within the boundaries of the site.
- 3.2.13 Smoking on site is only permitted in designated smoking areas that are located outside the front gates.

Hot Works

3.2.14 Contractors required to undertake hot works will be required to provide risk assessments and follow approved safe working procedures. Any hot works will be subject to the Permit to Work procedure and will be adequately supervised. In the event of hot works on site, the initial fire watch will be undertaken for a period of two hours after hot works have been completed. Following the completion of hot works, the end of the day fire watch will pay particular attention to the area where hot works were undertaken.

Industrial Heaters

3.2.15 No industrial heaters are used on site and therefore the risk of a fire from industrial heaters is insignificant.

Fire Watch

3.2.16 A fire watch will be implemented at the end of the working day to identify early signs of potential fire and reduce the risk of combustion. The fire watch will be undertaken one hour before site closure and will visually inspect each storage area for signs of smoke, fire or excessive heat.

Ignition Sources

3.2.17 The primary source of ignition at the site is expected to be vehicles from members of public who are depositing waste at the site or vehicles that are delivering empty containers or collecting waste from the site. To minimise the risk of a fire from vehicles, an anti-idling policy will be implemented at the site which will require all vehicles to be switched off when not in use.

3.2.18 Although it may not be possible to implement a 6-metre separation distance between vehicles and combustible waste, it is important to note that all combustible waste will be stored in containers which will minimise contact from hot exhausts which is considered to be the primary source of ignition from vehicles.

3.2.19 In the event that other sources of ignition are present on site (e.g., hot works), arrangements will be made to ensure that the ignition source is situated away from combustible waste storage areas.

Batteries

3.2.20 Batteries will be stored upright in battery boxes with close fitting lid that will contain any spillage of acid batteries. Further details of waste battery storage capacity are provided in Appendix A.

Leaks and Spillages of Oils and Fuels

3.2.21 Spill kit equipment and absorbent materials will be provided at the site and will be located in various locations on site (as shown on Figure 2), where likely to be required.

3.2.22 The daily check includes identification of leaks and spillages, and where identified, it will be cleaned up in accordance with the spillage procedure as detailed in the IMS procedure titled 'Emergency Preparedness & Response'.

Build-up of Loose Combustible Waste, Dust and Fluff

- 3.2.23 Regular cleaning will be undertaken by site staff to minimise the generation of dust and litter on site.
- 3.2.24 Daily checks include a requirement for site staff to undertake visual dust qualitative monitoring; if perceived to be excessive the action causing the emission will be halted and remedial measures implemented.

Reactions Between Wastes

- 3.2.25 Waste acceptance procedures will comply with the site permit and associated environmental legislation. Only waste types detailed in the permit will be accepted at the site.
- 3.2.26 The site staff will identify the types of wastes being brought into site to ensure that only wastes types detailed in the permit are accepted on site. Wastes on site are segregated by waste types in individual containers.
- 3.2.27 Staff will carry out ongoing visual inspections of the wastes within the containers.
- 3.2.28 Waste deposition will generally be undertaken by those delivering the waste. Site staff will direct site users to the correct areas.
- 3.2.29 If wastes not permitted by the site permit are discovered amongst a load after deposit, where possible the waste will be isolated to prevent the contamination of this waste. If it is not possible to remove on site, arrangements will be made for the disposal of such wastes at a suitably permitted disposal facility as soon as practicably possible.
- 3.2.30 Particular attention will be taken with the acceptance of lithium batteries into the site. Lithium batteries will be stored and segregated from the normal general waste. The site will display signs asking members of the public to remove batteries from the general waste and dispose them in the suitable provided container. Operators on site will actively look for such items and if visible will remove and where possible segregate them from the normal general waste stream.

Deposited Hot Loads

- 3.2.31 If a hot load is discovered during delivery or deposit of the load by a member of public, the container will be closed to further deposit of waste and placed under fire watch. The waste will be dealt with accordingly (i.e., dampened etc.). The incident and time of discovery will be recorded in the site diary.

Hot and Dry Weather

- 3.2.32 Although combustible waste will be stored outside, the maximum residence time of most combustible waste types will be no longer than 2 weeks.

3.2.33 Some combustible waste types are stored at the site between a month and 3 months due to the low volume received at the site. According to the waste storage arrangements in Appendix A, these waste streams are stored within enclosed containers that will provide shading from direct sunlight.

3.3 Controls to Prevent Self-Combustion of Waste

Manage Waste Storage Times

3.3.1 Managing storage time at the site is a key consideration in reducing the fire risk. The waste types, storage detail, maximum volumes, storage duration and location on site are detailed in Appendix A.

3.3.2 The storage of wastes on site will be restricted to the capacities of the containers and bins.

3.3.3 Regular working practice includes the emptying of containers/bins when the containers/bins reach maximum capacity. As the outputs of the process are a valued commodity, SUEZ seek to remove the material off site as soon as possible in order to release its commercial value. This reduces the risk of a fire arising from self-combustion.

Monitoring and Controlling of Temperature

3.3.4 Section 8.1 of the FPP guidance, indicates that temperature monitoring is only required if combustible waste is stored in the maximum pile sizes for longer than 3 months.

3.3.5 According to the waste storage details in Appendix A, all waste will be stored in containers and bins and therefore the maximum pile sizes outlined in Section 9 of the FPP guidance do not apply. In addition, the majority of the combustible waste types will have a short residence time of 2 weeks. Some waste types are stored at the site between a month and 3 months due to the low volume received at the site. As such, it's considered that temperature monitoring is not required.

3.3.6 However, if for any reason the Site Supervisor identifies that the risk of fire at the site has increased due to external conditions (such as dry weather, hot weather) or different proportions/types of materials are being accepted at the site, a review of normal operating procedures will be undertaken and additional appropriate measures will be implemented on site during normal operating hours and out of hours to minimise the fire risk.

Waste Bale Storage

3.3.7 There is no storage of waste in bales at site.

Waste Stored in Containers

3.3.8 According to Section 10.2 of the FPP guidance, if waste is stored in a container, it must be accessible from at least one side so a fire can be extinguished. The guidance provides examples of appropriate containers which include skips, RoRo skips, or shipping containers.

3.3.9 Based on the waste storage arrangements in Appendix A, all combustible waste will be stored in containers such as RoRo skips or shipping containers and therefore are considered to be appropriate.

Measures to Prevent Fire Spread

3.3.10 Section 11 of the FPP guidance indicates that the following methods can prevent the spread of a fire:-

- Separation distances; and
- Fire walls and bays

3.3.11 The following measures are proposed to prevent the spread of a fire:-

- The majority of combustible waste will be stored within RoRo skips which would provide a barrier and minimise the spread of a fire to adjacent waste containers.
- Some combustible waste will be stored in enclosed shipping containers which are capable of containing a fire until the FRS attend the site.

3.4 Quarantine Area

3.4.4 As set out in Section 12 of the FPP guidance, the size of the quarantine area should be sufficient to accommodate 50% of the volume of the largest waste pile or container and provide a minimum separation distance of 6m on all sides to the nearest pile, building or site boundary.

3.4.5 Based on the waste storage arrangements in Appendix A, all combustible waste materials will be stored in containers. The largest container will comprise a 40-yard RoRo container which have the standard dimensions of 6.2m in length, 2.4m in width and 2.9m in height with a maximum volume of 23m³.

3.4.6 There is space available to the north of the site (as shown on Figure 2). This area is used by members of public to manoeuvre their vehicles when depositing waste at the site or collection and delivery vehicles that are delivering empty containers or collecting waste from the site. This area is sufficient to accommodate at least one 40-yard RoRo skip however, there is not enough space to provide a minimum 6m separation distance and therefore does not meet the requirements of the FPP guidance.

3.4.7 There is no mobile plant available at the site to facilitate the movement of containers during a fire. However, if mobile plant or vehicles were available to move containers to the centre of the site, the containers would limit accessibility for the FRS and therefore affect their ability to extinguish a fire at the site.

3.4.8 Based on these circumstances, a quarantine area is not considered to be the most appropriate measure to implement at the site.

3.4.9 In the event of a fire, it's considered more appropriate to leave all burning materials within the relevant waste container and all non-burning containers remain in-situ until the FRS attends the site. This

approach can be justified on the basis that all waste containers are capable of containing a fire until the FRS attends the site. This minimises the risk of a fire to spread to adjacent containers or receptors outside the permit boundary.

3.4.10 In addition to the above, measures will be in place to ensure that all fires can be extinguished within four hours. Further details of these measures are provided in Section 4.2.

4 DETECTION AND SUPPRESSION MEASURES

4.1 Fire Detection

4.1.1 As noted in Section 3.2.3, the site benefits from a CCTV camera system which is monitored by site staff during operating hours and a remote third-party contractor outside working hours. The location of CCTV cameras is shown on Figure 2.

4.1.2 In the event that a fire is detected outside operating hours via CCTV, the contractor will contact the FRS directly to ensure that any fires are dealt with a timely manner.

4.2 Fire Suppression

4.2.1 According to Section 14 of the FPP guidance, a fire suppression system must be installed within any building that stores combustible waste and should be proportionate to the nature and scale of waste management activities you carry out and the associated risks. In addition, the guidance indicates that a fire suppression system:

- Can be an automated or manual system
- Must enable a fire to be extinguished within 4 hours

4.2.2 No waste is stored within a building on site and therefore there is no fire suppression system at the site. Although the permit variation is seeking to add additional waste codes, there will be no proposed changes to the operational characteristics including the storage capacity or annual throughput.

4.2.3 In addition, as noted in Section 3.3, the majority of combustible waste will have a short residence time of 2 weeks with waste streams being stored for up to 3 months at low volumes.

4.2.4 Subsequently, the risk of a fire to occur at the site is expected to be low and therefore it is not considered proportionate to install a suppression system at the site. However, the following measures will be in place at the site to ensure that a fire can be extinguished within 4 hours:-

- Site benefits from CCTV which will be remotely monitored outside operating hours by a third-party contractor who will liaise with the FRS if a fire is identified.
- The nearest fire station to the site is Allendale Fire Station which is situated next to the site and therefore it is considered likely that the FRS will be able to be present at the site as soon as a fire is detected.
- A hydrant is located approximately 255m south west of the site which can be used by the FRS in the event of a fire. Further details of the hydrant are provided in Section 4.4.
- Although the site is secured by security gates and lockable gates, the FRS would force their entry into the site if a fire was detected outside operating hours.

Fire Extinguishers

- 4.2.5 There will be a number of portable extinguishers placed at key strategic locations around site as shown on Figure 2. A check of the fire extinguishers (discharged/full, service in date etc) is part of the weekly site check. All fire extinguishers are subject to annual testing by an approved accredited supplier.
- 4.2.6 Site staff are trained in fire safety awareness and in the use of the on-site firefighting equipment.
- 4.2.7 All fire extinguishers conform to British Standard EN 3 and are hung on wall brackets with the base of the extinguisher at a suitable height, or they are sited as recommended by SUEZ approved supplier. The extinguishers are of a suitable size and weight for use by site staff.

4.3 Fire Fighting Techniques

- 4.3.1 Providing access to the site in the event of a fire is a key consideration in containing a fire. Contact details in the event of an emergency are clearly displayed on site notice board located at the site entrance.
- 4.3.2 The emergency access routes to waste storage areas in the event of a fire are shown on Figure 4.
- 4.3.3 During normal operating hours the Site Supervisor will be informed by staff members of a fire on site. The fire fighting procedure detailed in Section 5 must be adhered to if a fire breaks out on site.

4.4 Water Supply

- 4.4.1 The FPP guidance indicates that a 300m³ of combustible material will require a water supply of at least 2000 litres a minute for a minimum of 3 hours. The maximum total volume of combustible contained within the largest container will be 30m³.
- 4.4.2 Based on the estimation above, the volume of water that would be required to manage the maximum total volume of materials contained within the largest container would be 36.1m³ (or 36,018 litres).
- 4.4.3 A fire hydrant is located approximately 255m south west of the site at approximate National Grid Reference NY 84027 55888 (as shown on Figure 4). This hydrant would be used by the FRS to suppress the fire. This hydrant is not managed or maintained by SUEZ (and as a result the flow rate cannot be determined by SUEZ).

4.5 Fire Water Management

Fire Water Volume

- 4.5.1 As mentioned in Section 4.4, the volume of water that would be required to manage the maximum total volume of materials contained within the largest container would be 36.1m³ and therefore will be

the amount of fire water that may be generated as a worst-case scenario.

Fire Water Management

4.5.2 The site benefits from an impermeable surface that will prevent the uncontrolled release of any spent firewater. All areas of hardstanding, impermeable pavement and containers are visually inspected at least monthly to ensure continuing integrity and fitness for purpose. The inspection and any necessary maintenance subsequently required will be recorded.

4.5.3 Fire water management will depend on the location of a fire on site. In the event that a fire takes place in one of the containers, and water is used, fire water would remain in the containers as they typically comprise of shipping containers which can be sealed. Inflatable pipe stoppers would be deployed to stop the escape of fire water; the proposed location is shown on Figure 5. Water filled fire water booms would be deployed in the yard entrance and site access road locations, only if deemed necessary and supplied by the fire service, to ensure that fire water is contained on site.

4.6 Contingency Plan in the Event of a Fire

4.6.1 In the event of a fire, the emergency procedures will be followed which includes notifying the FRS and EA. In the event of a fire, the following contingency action plan will be implemented:

- Remove all staff and members of public off site to a safe place;
- Operations on site will be suspended whilst the fire is extinguished;
- If water is used to fight the fire booms may be deployed by the fire service and Inflatable pipe stoppers would be deployed to prevent escape of fire water (this will be at the discretion of the fire service and used if required);
- Once extinguished a 2-hour fire watch will be implemented to reduce the chance of reignition;
- Close site and await further instruction from the authorities;
- During this period, SUEZ haulage team will be notified; and,
- The site owners, Northumberland County Council would be notified, and they would put an alert out stating the site is closed via social media and website

4.6.2 Fire damaged wastes will be disposed of at a suitable permitted disposal facility (Currently Ellington Landfill or Line 3 EFW at Tees Valley) as soon as practicably possible.

4.6.3 Operations will only recommence once the FRS have advised that it is safe to do so, and the EA will be notified of the restart of operation.

4.7 Out of Hours Response

4.7.1 A fire grab pack will be located in a box at the entrance of the site clearly marked for the FRS to access in an event of attending site in the absence of personnel on site. The pack will contain:

-
- Site drawing
 - Information relating to hazardous materials and their location
 - Drainage plans showing the location of Inflatable pipe stoppers and run off containment including locations of the spill kits
 - Contact details for key holders

4.7.2 In the event of an out of hours fire the FRS would force their entry into the site and will gain access to the site via the normal site access.

5 FIRE FIGHTING PROCEDURE

The following procedure must be adhered to if a fire should break out on the site.

ALL FIRES ON SITE MUST BE TREATED AS SERIOUS AND MUST BE REPORTED TO THE SITE SUPERVISOR AND/OR MANAGER AS SOON AS POSSIBLE.

- 5.1 It is considered very unlikely that a fire will occur but if this should happen then any outbreak of fire will be regarded as an emergency and immediate action will be taken to extinguish the fire. No one should attempt to fight a fire unless they have received training in the use of fire extinguishers and then only if this can be done without risk.
- 5.2 If the above action FAILS to extinguish the fire, all entry into the area will be prohibited, then summon emergency services immediately. Close the site to all members of the public. Any persons already on the site should leave. The FRS will be contacted to deal with major fire incidents. Site staff will not be deployed to deal with major fires.
- 5.3 Telephone the FRS – Dial 999. Give the exact details including the site address and telephone number.
- 5.4 During operational hours before the FRS arrives staff will:
 - Ensure all staff and members of public are standing by in a safe location;
 - Appoint a clearly identified person to liaise with the emergency services on site. They should identify themselves to the FRS as soon as they arrive; and,
 - Ensure access routes are clear

On arrival the FRS, during normal operational hours will be met by the identified responsible person who will inform them of the position of the fire.
- 5.5 The designated Assembly Point is outside the main entrance gate for members of public. All persons must wait at the Assembly point for further instructions. A staff member will ensure that unauthorised persons do not enter the premises and that no one re-enters the site until given permission by the FRS
- 5.6 Upon the outbreak of fire, the receipt of waste at the site is to be suspended and not resumed until authorised by the Site Supervisor.
- 5.7 The site management team should notify the EIR team who should notify the EA immediately by telephone on the incident hotline, telephone number: 0800 807060. The Agency must also be informed in writing as soon as is practicable.
- 5.8 Nearby residents and businesses will be informed as appropriate depending on the scale of the fire and the circumstance including the weather conditions and potential for impact on receptors. Following a fire Northumberland County Council will be notified, who if necessary, will update their alerts system and website of the fire event and that the site is closed. This is in addition to posts on social media.

The fire brigade will advise if there are any further precautions that need to be taken and these would be communicated to local residents and businesses in the receptor table above as needed. This will also be dependent upon the severity of the fire, but to reduce any environmental damage and risks to human health associated with smoke and dust. Further communications to neighbouring residents will be dealt with by SUEZ's Communication team in association with the FRS and Northumberland County Council.

- 5.9 All incidents must be reported in the site diary and on SUEZ's Incident Reporting and Investigation System (IRIS). The Environment and Industrial Risk Manager should be informed so that in turn, full details of the event can be reported to the EA.

- 5.10 Site operations will not be recommenced until deemed safe to do so by the FRS. Should firewater be used by the fire service, it would be contained on site and within the drainage system with booms or Inflatable pipe stoppers until collected via tanker and taken to a suitably permitted facility before the site reopened. The site would be swept with a road sweeper and collected material, liquid and contents of the interceptors disposed of at a suitably permitted facility, as would any partially or fully combusted waste.



Appendices



Appendix A – Waste Storage Details

Allendale Household Waste Recycling Centre – Waste Storage Details

Waste Type	Location within Site	Storage Details	Area Size and Dimensions volume of waste	Approximate Volume of Waste	Maximum Storage Time on Site
Textiles	Designated container in HWRC	1 x Textile Bank	Bank Size: 1.35m (W) x 1.5m (L) x 1.9m (H)	3.8m ³	2 weeks
Cooking oil	Designated container in HWRC	1 x 120L Barrel	120L Barrel: 0.51m (W) x 0.51m (L) x 0.81m (H)	0.2m ³	3 months
Bric-a-Brac	Designated container in HWRC	1 x 20ft Shipping Container	Container size: 2.4m (W) x 6.0m (L) x 2.6m (H)	37m ³	1 month
Light bulbs	Designated container in HWRC	2 x 240L Wheelie Bins	240 litre Wheelie Bin: 0.6m (W) x 0.74m (L) x 1.07m (H)	2 x 0.4m ³ (0.8m ³ in total)	3 months
Fluorescent Tubes	Designated container in HWRC	1 x Specialist Container	Container size: 1m (W) x 1m (L) x 1m (H)	1m ³	3 months
Small mixed WEEE	Designated container in HWRC	4 x 1100L Bins	Container size: 2m (W) x 2m (L) x 1.75m (H)	4 x 7m ³ (28m ³ in total)	2 weeks
Glass	Designated container in HWRC	1 x 30yd Ro-Ro Skip	Ro-Ro Size: 2m (W) x 6.1m (L) x 2.4m (H)	23m ³	2 weeks
Engine Oil	Designated container in HWRC	1 x 1,000L Self-Bunded Tank	1000ltr Bunded Tank: 0.70m (W) x 2.15m (L) x 1.42m (H)	1m ³	1 month
Books/Media	Designated container in HWRC	1 x Textile Bank	Bank size: 0.6m (W) x 1m (L) x 1.2m (H)	0.72m ³	1 month
Tetrapak Containers	Designated container in HWRC	1 x 1100L Bin	Container size: 2m (W) x 2m (L) x 1.75m (H)	16m ³	2 weeks
Plasterboard	Designated container in HWRC	1 x 8yrd Skip	Skip Size: 1.8m (W) x 3.7m (L) x 1.26m (H)	8m ³	2 months
TVs and Fridges	Designated container in HWRC	1 x 20ft Shipping Container	Container size: 2.4m (W) x 6.0m (L) x 2.6m (H)	37m ³	1.5 weeks
Lead acid batteries	Designated container in HWRC	2 x Battery Boxes	Box size: 1m (W) x 1.2m (L) x 0.74m (H)	2 x 0.8m ³ (1.6m ³ in total)	1.5 months
Household batteries	Designated container in HWRC	1 x Battery Box	Box size: 1m (W) x 1.2m (L) x 0.74m (H)	0.8m ³	1.5 months
Used Vapes	Designated container in HWRC	1 x 120L Barrel	120L Barrel: 0.51m (W) x 0.51m (L) x 0.81m (H)	0.2m ³	3 months
Rubble	Designated container in HWRC	1 x 16yrd Skip	Skip Size: 1.8m (W) x 4.2m (L) x 1.8m (H)	13m ³	2 weeks
General	Designated container in HWRC	1 x 20yd Ro-Ro Skip	Ro-Ro Size: 2.44m (W) x 6.1m (L) x 1.22m (H)	18m ³	1 week
Bulky Waste	Designated container in HWRC	1 x 20yd Ro-Ro Skip	Ro-Ro Size: 2.44m (W) x 6.1m (L) x 1.22m (H)	18m ³	1 week
Wood	Designated container in HWRC	1 x 20yd Ro-Ro Skip	Ro-Ro Size: 2.44m (W) x 6.1m (L) x 1.22m (H)	18m ³	1 week
Green	Designated container in HWRC	1 x 20yd Ro-Ro Skip	Ro-Ro Size: 2.44m (W) x 6.1m (L) x 1.22m (H)	18m ³	1 week
Cardboard	Designated container in HWRC	1 x 30yd Ro-Ro Skip	Ro-Ro Size: 2m (W) x 6.1m (L) x 2.4m (H)	23m ³	2 weeks
Comingled	Designated container in HWRC	1 x 30yd Ro-Ro Skip	Ro-Ro Size: 2m (W) x 6.1m (L) x 2.4m (H)	23m ³	2 weeks
Metal	Designated container in HWRC	1 x 40yd Ro-Ro Skip	Ro-Ro Size: 2.4m (W) x 6.2m (L) x 2.9m (H)	30m ³	1 week
Gas Bottles	Secure compounds in HWRC	2 x Secure Compounds	Size of Compound 1: 1.2m (W) x 1.2m (L) x 1.6m (H) Size of Compound 2: 2m (W) x 2m (L) x 2m (H)	Compound 1: 2.3m ³ Compound 2: 8m ³ (10.3m ³ in total)	3 months
Tyres	Secure compound in HWRC	1 x Secure Compound	Size of Compound: 2m (W) x 3m (L) x 2m (H)	12m ³	3 months



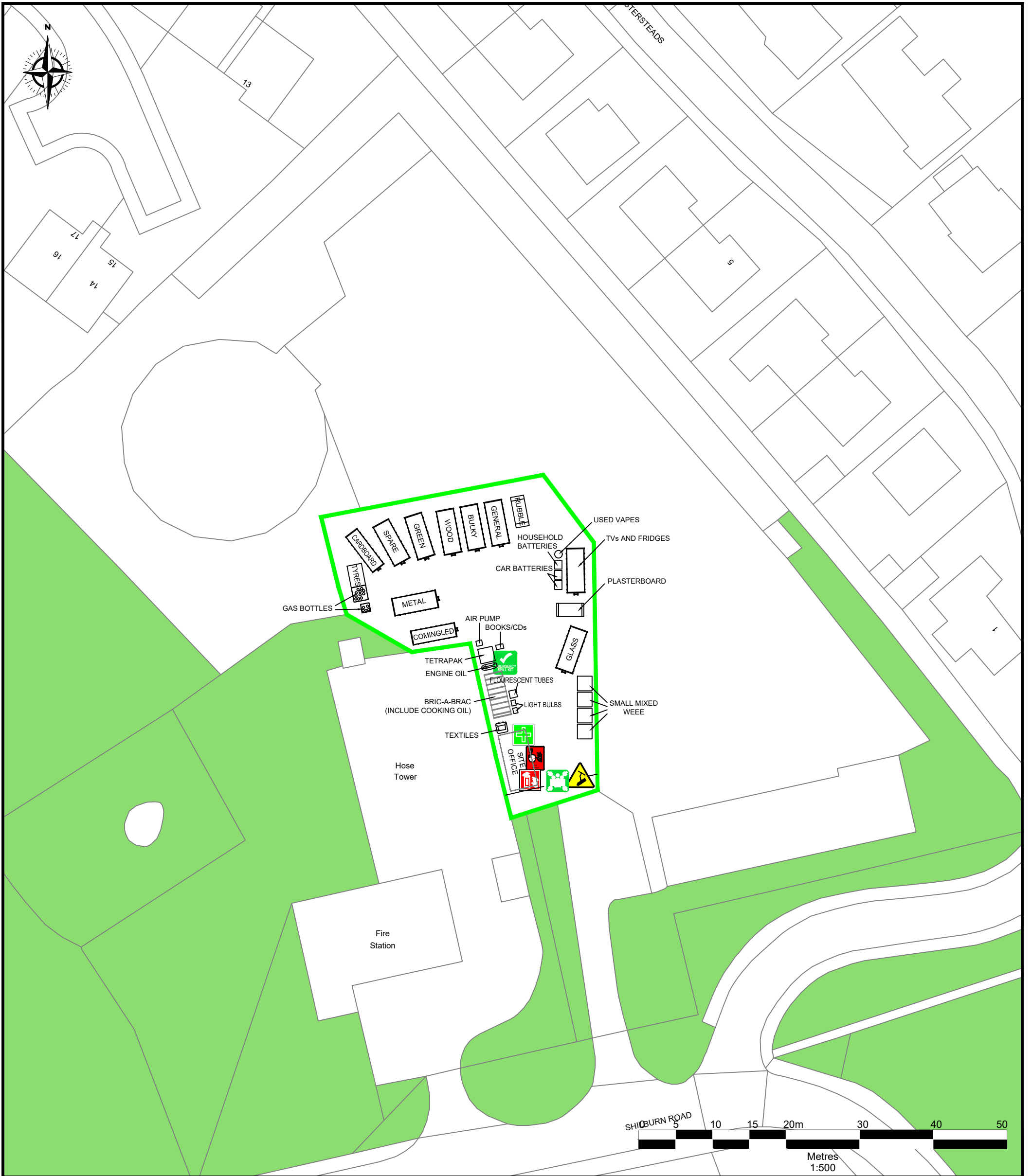
Figures



Figure 1 – Site Location Plan



Figure 2 – Proposed Site Layout



Notes

1. Reproduced from the Ordnance Survey Map with the permission of the Controller of Her Majesty's Stationary Office, Crown Copyright, Licence Number 100004910.
2. Container location, number and type of material storage is indicative and subject to change dependant on operational Requirements.

- KEY**
- Site EP Boundary
 - Assembly Point
 - Emergency Spill Kit
 - First Aid Kit
 - Fire Extinguisher
 - Fire Alarm
 - CCTV Camera
 - Unmade Ground



Site	Allendale HWRC
Title	Proposed Site Layout

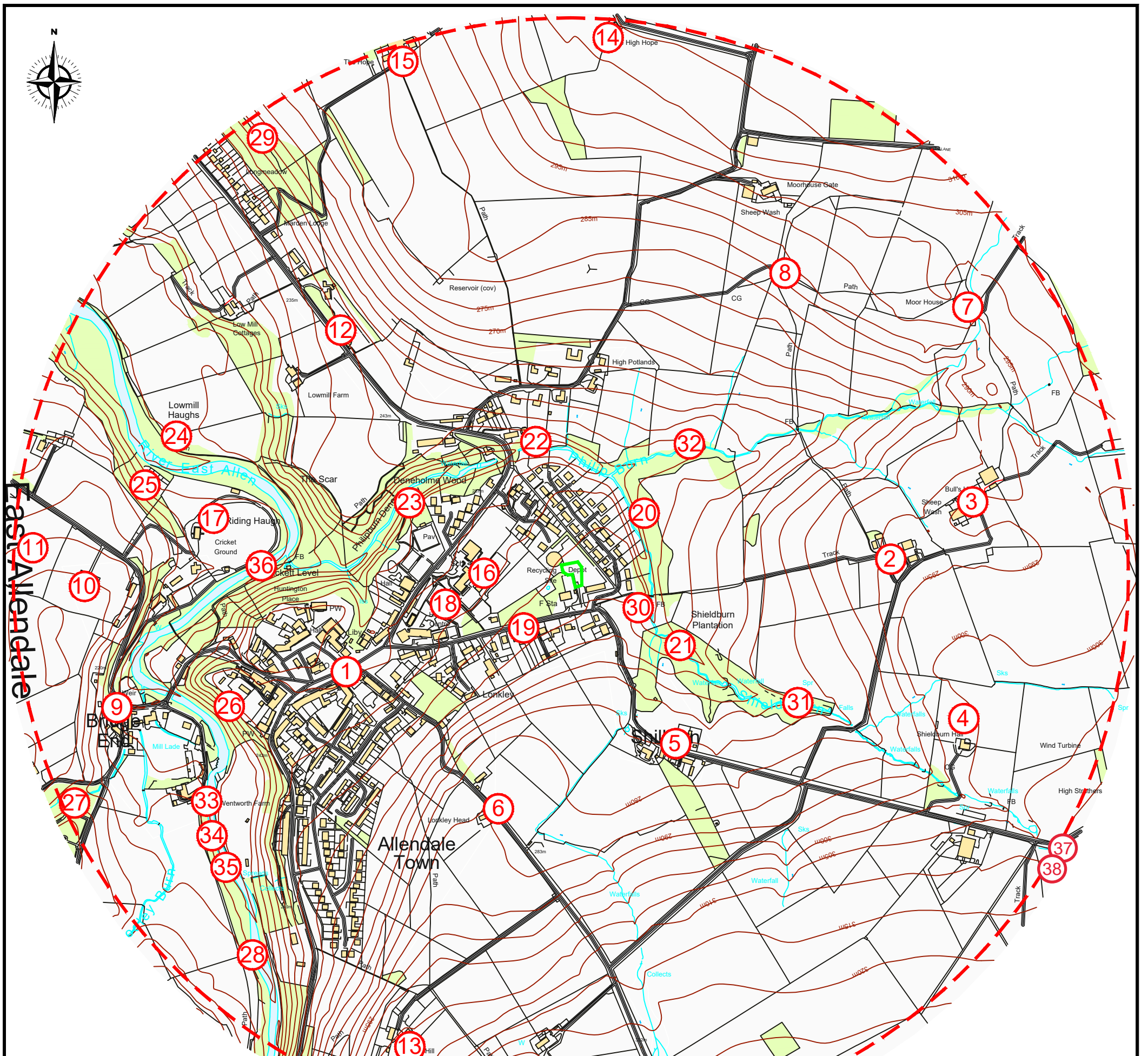
Scale	1:500 @ A3
Date	Novemebr 2024
Drawing Ref	AdL-LAY-1124-01

Drawn by	JA
Checked by	AS

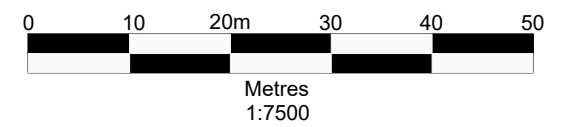
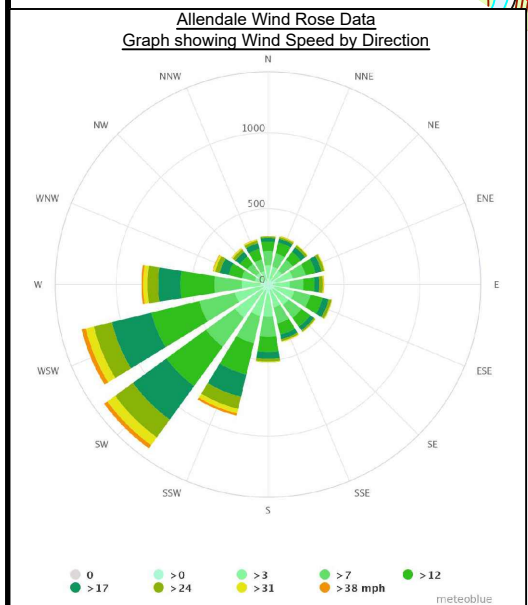
Rev	subject	date



Figure 3 – Receptor Plan



East Aitton



Notes

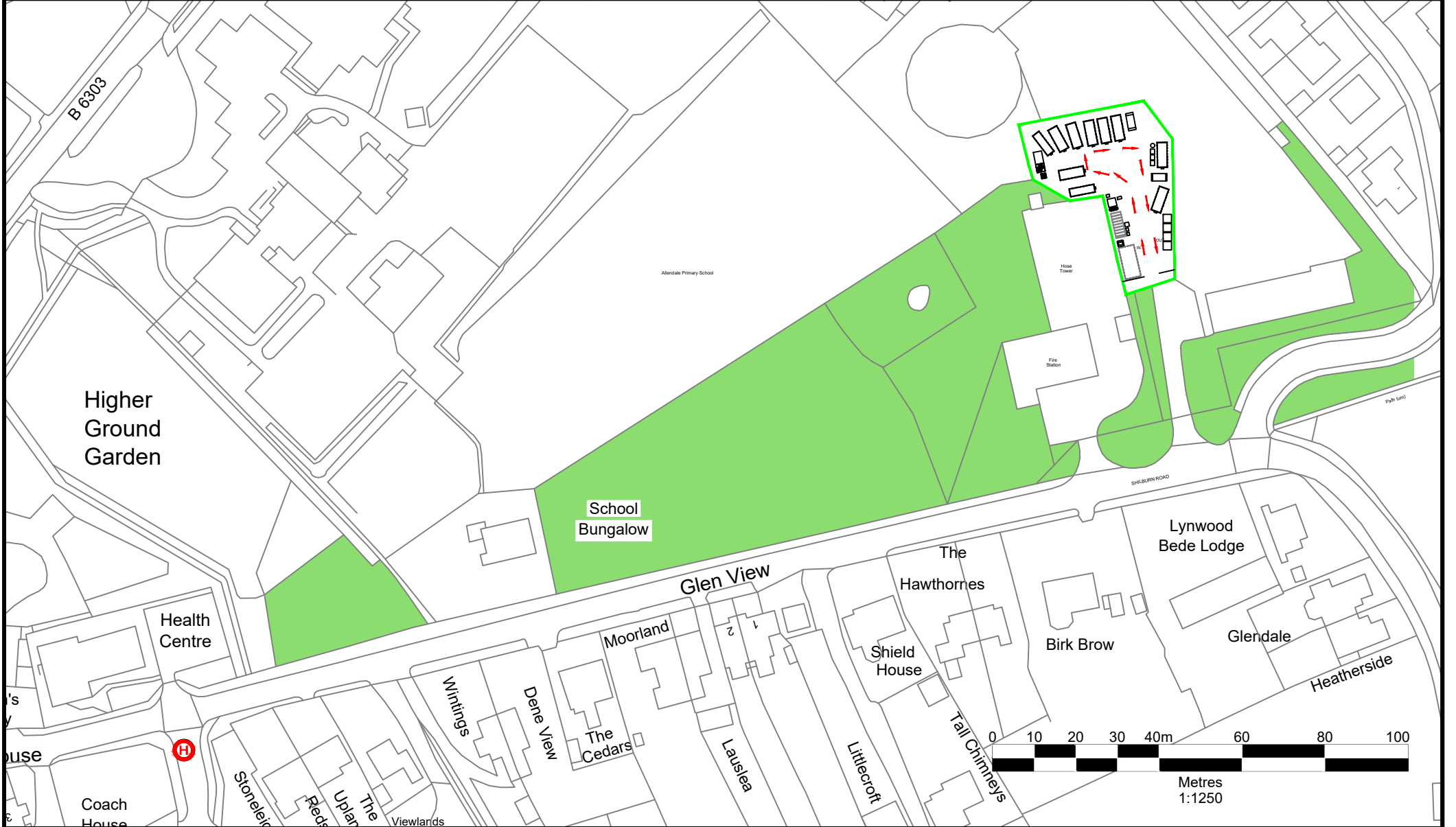
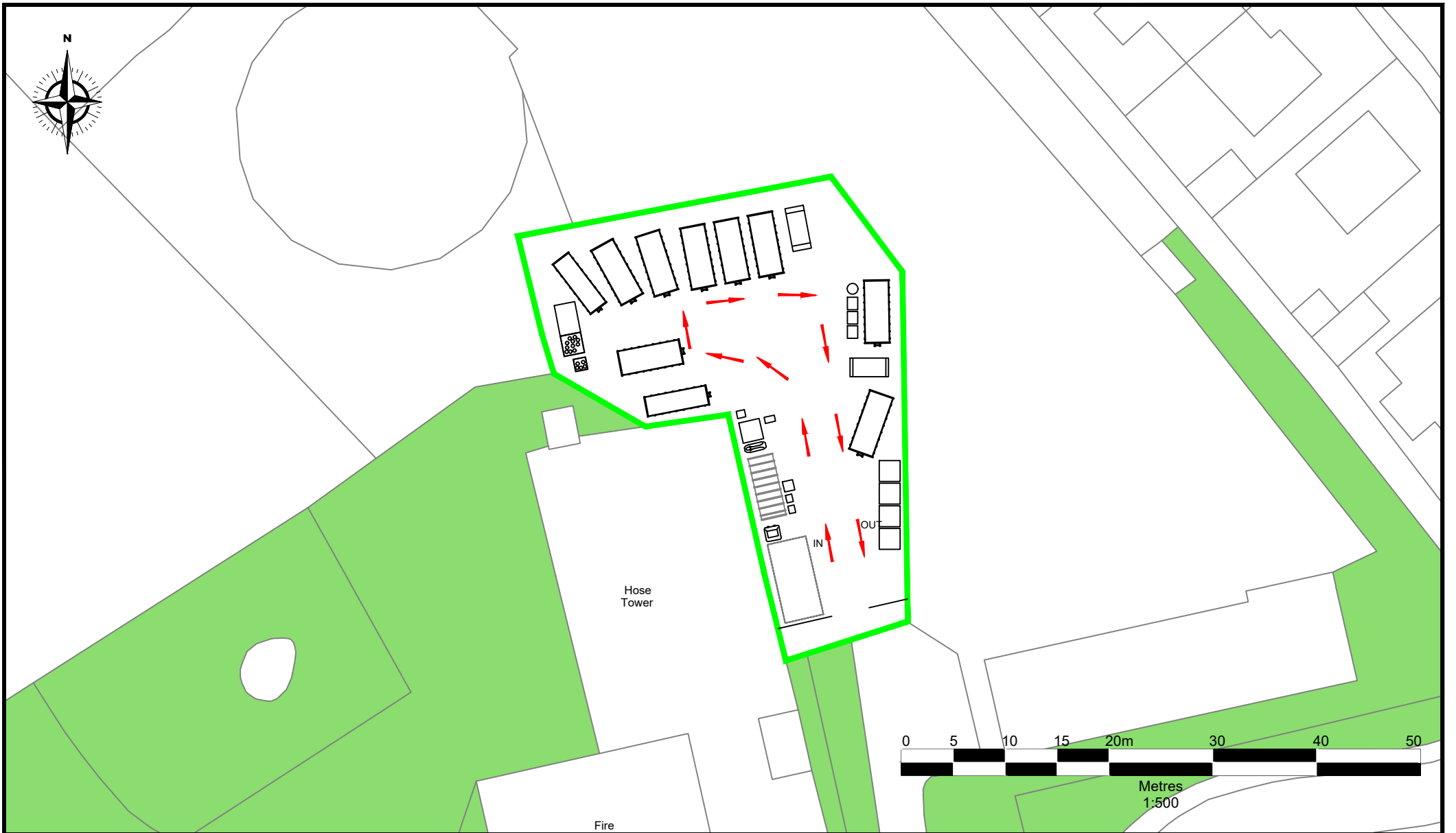
1. Reproduced from the Ordnance Survey Map with the permission of the Controller of Her Majesty's Stationary Office, Crown Copyright, Licence Number 100004910.

— Permit Boundary
- - - 1km Offset
① Receptors

<p>Darwen Resource Recovery Park, Lower Eccleshill Road, Darwen, BB3 0RP Tel: 01254 819700, Fax: 01254 819749, Email: richard.bissett@sita.co.uk</p>	Site	Allendale HWRC	Scale	1:7,500 @ A3	Drawn by	JA	Rev	subject	date
	Title	Receptor Plan	Date	November 2024	Checked by	AS			
			Drawing Ref	Adl-REC-1124-01					



Figure 4 – Emergency Access Plan



Notes

1. Reproduced from the Ordnance Survey Map with the permission of the Controller of Her Majesty's Stationary Office, Crown Copyright, Licence Number 100004910.
2. Container location, number and type of material storage is indicative and subject to change dependant on operational Requirements.

KEY

- Site EP Boundary
- Emergency Vehicle Access Route
- Fire Hydrant
- Unmade Ground



Site	Allendale HWRC
Title	Emergency Access Plan

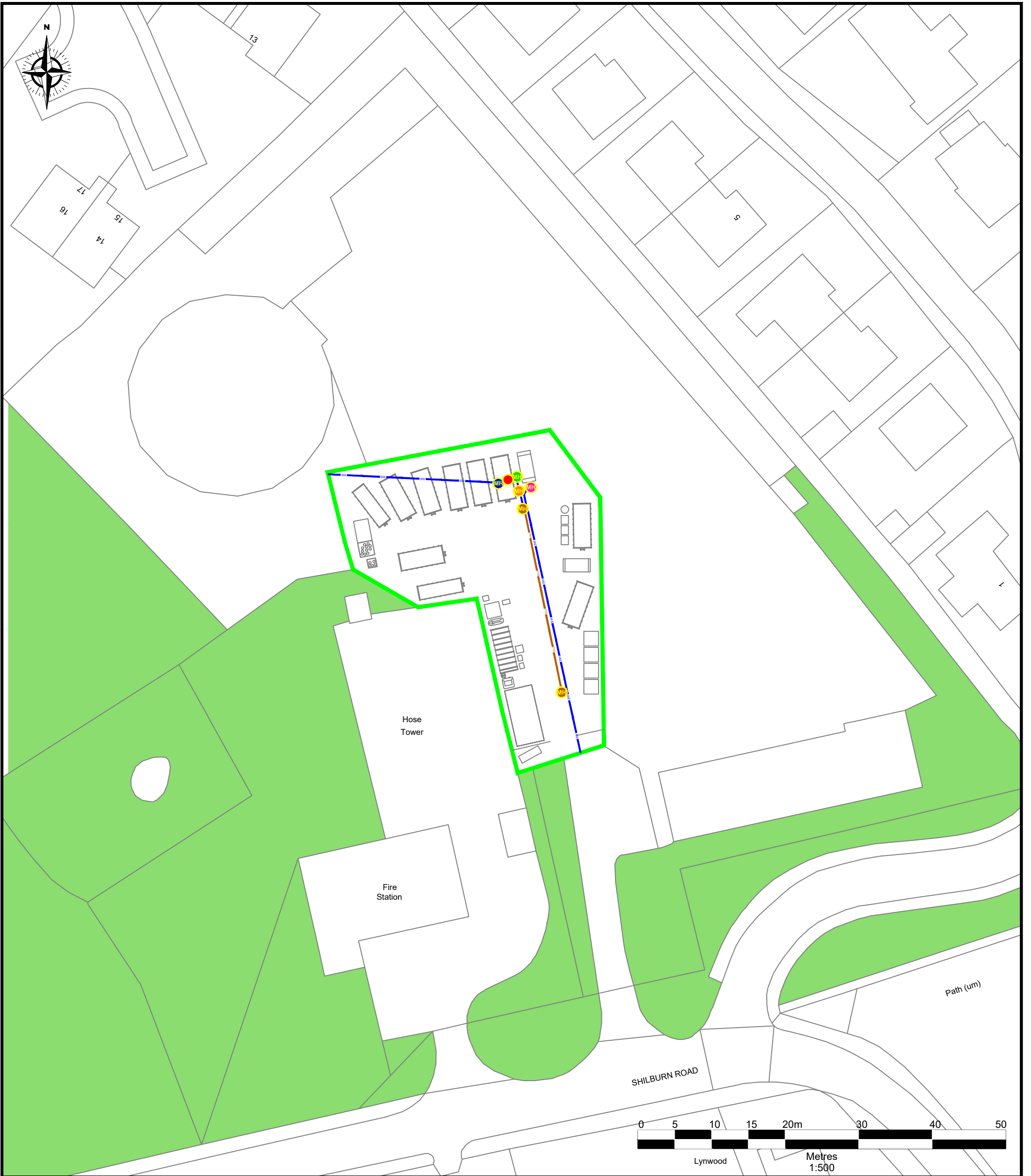
Scale	1:500 @ A3
Date	September 2023
Drawing Ref	AdI-EAR-0923-01

Drawn by	JA
Checked by	AS

Rev	subject	date



Figure 5 – Proposed Site Drainage Plan



Notes

1. Reproduced from the Ordnance Survey Map with the permission of the Controller of Her Majesty's Stationary Office, Crown Copyright, Licence Number 100004910.

2. Container location, number and type of material storage is indicative and subject to change dependant on operational Requirements.

KEY	
	Site EP Boundary
	Surface Water Manhole
	Bypass Oil Separator Manhole
	Pumping Station Manhole
	Sampling Point Manhole
	Foul Water Manhole
	Foul Drain
	Surface Water Drain
	Deployment Area for Inflatable Pipe Stoppers



Site	Allendale HWRC
Title	Proposed Site Drainage Plan

Scale	1:500 @ A3
Date	November 2024
Drawing Ref	Adl-DRN-1124-01

Drawn by	JA
Checked by	AS

Rev	subject	date