


ODOUR MANAGEMENT PLAN

Stonebrook Way, Longford, Coventry, West Midlands CV6 6LN

Tom White Waste Ltd

Version:	1.1	Date:	17 November 2023		
Doc. Ref:	STONE-3206-H	Author(s):	CP	Checked:	TWWL
Client No:	3206	Job No:	001		



Oaktree Environmental Ltd
Waste, Planning & Environmental Consultants



Oaktree Environmental Ltd, Lime House, 2 Road Two, Winsford, Cheshire, CW7 3QZ
Tel: 01606 558833 | Fax: 01606 861183 | E-Mail: sales@oaktree-environmental.co.uk | Web: www.oaktree-environmental.co.uk
REGISTERED IN THE UK | COMPANY NO. 4850754

Document History:

Version	Issue date	Author	Checked	Description
1.0	05/09/2022	EC	--	Internal draft
1.1	17/11/2023	CP	TWWL	Application copy

CONTENTS

DOCUMENT HISTORY:	I
CONTENTS	II
LIST OF TABLES:	IV
LIST OF APPENDICES:	V
1 INTRODUCTION	1
1.1 GENERAL	1
1.2 SITE LOCATION	1
1.3 WASTE FACILITY OVERVIEW	2
1.4 HOURS OF OPERATION	3
1.5 REVIEWING AND MONITORING THIS OMP	3
1.6 WASTE TYPES AND QUANTITIES	4
1.7 SITE MANAGEMENT	4
2 ODOUR RISK ASSESSMENT	5
2.1 METHODOLOGY	5
2.2 ODOUR INTENSITY	5
2.3 RECEPTOR SENSITIVITY	5
2.4 SENSITIVE RECEPTOR LOCATIONS	6
2.5 LIST OF RECEPTORS.....	6
2.6 RISK MATRIX	7
3 POTENTIAL SOURCES OF ODOUR	8
3.1 GENERAL WASTE - STORAGE PRIOR TO PROCESSING	8
3.2 GENERAL WASTE - RESIDUAL WASTES FOR LANDFILL OR FURTHER RECYCLING	8
3.3 FOUL SURFACE WATER	9
3.4 GREEN WASTES	9
3.5 PROCESSING OF WASTE	10
3.6 BACKGROUND ODOUR SOURCES IN THE AREA	10
4 ODOUR CONTROL	11
4.1 PRE-ACCEPTANCE CHECKS	11
4.2 WASTE ACCEPTANCE PROCEDURE	11
4.3 SITE OPERATIONS	12
4.4 RECEIVING WASTES.....	12
4.5 STORAGE OF WASTES	13
4.6 LOADING AND TRANSPORT OF GENERAL WASTES.....	14
4.7 HOUSEKEEPING	15
4.8 SITE INFRASTRUCTURE	16
4.9 LIAISON WITH NEIGHBOURS	17
4.10 TRAINING.....	18
5 MONITORING	19
5.1 MONITORING ODOROUS RELEASES.....	19
5.2 OLFACTORY MONITORING	19
5.3 ODOUR MONITORING PROCEDURE.....	20
5.4 COMPLAINTS MONITORING/PROCEDURE	21
5.5 ODOUR DIARIES	21

6	CONTINGENCY PLANS	22
6.1	CONTINGENCIES AND EMERGENCY PLANS.....	22
6.2	CORRECTIVE ACTIONS FOR VARIOUS SITUATIONS	23
6.3	STAFF SHORTAGES/HUMAN ERROR	23
6.4	WEATHER CONDITIONS / EMERGENCY SITUATIONS	24
6.5	OPERATIONAL FAILURE.....	24
6.6	OMP MANAGEMENT	25

List of Tables

Table 1.1 - Waste storage table for stored potentially odorous wastes in Longford 2	5
Table 1.2 - Waste storage table for stored potentially odorous wastes Longford 1.....	6
Table 1.3 - Waste storage table for stored potentially odorous wastes Longford 3.....	6
Table 1.4 – Accepted wastes with odour potential	1
Table 2.1 – Odour Intensity	5
Table 2.2 – Receptor sensitivity	5
Table 2.3 – Distances to Selected, Representative Sensitive Locations	6
Table 2.4 – Risk matrix.....	7
Table 3.1 - Other Odour Generating Operators.....	10
Table 4.1 - Waste storage / monitoring for odorous wastes on site	14

List of Appendices:

Appendix I - Drawings

Drawing No. STONE/3206/03 – Site Layout & Fire Plan

Drawing No. STONE/3206/04A – Sensitive Receptors Plan (1,000m)

Drawing No. STONE/3206/04B – Sensitive Receptors Plan (500m)

Appendix II - Record Keeping Forms

Odour Complaints Report Form

Odour Diary

1 Introduction

1.1 General

1.1.1 Oaktree Environmental Ltd has been instructed by Tom White Waste Ltd to prepare an Odour Management Plan (“OMP”) for their waste transfer and treatment facility at Stonebrook Way, Longford, Coventry, West Midlands CV6 6LN. The site is operated as a household, industrial & commercial (HIC) waste transfer station with treatment.

1.1.2 The site is operated in accordance with an Environmental Management System (EMS) and Fire Prevention Plan (FPP) along with other documents targeted to specific environmental considerations including this OMP.

1.1.3 This OMP will be kept in the site office and all staff will be trained in the contents of the document which will allow Tom White Waste Ltd and its employees to implement an action plan should the site operatives detect an odour presence, receive complaints from local business or residents and if the EA suspects odour emissions from the site during an inspection.

1.1.4 This OMP has been prepared to meet the requirements of The Environmental Permitting (England and Wales) Regulations 2016 and the Environment Agency’s Guidance: “*Develop a management system: environmental permits*” published 01/02/2016 (updated 04/08/2021 and “*H4 odour management*” published 04/04/2011.

1.2 Site Location

1.2.1 The site is located at Stonebrook Way, Longford, Coventry, West Midlands CV6 6LN as shown on Drawing No. STONE/3206/03.

1.3 Waste Facility Overview

1.3.1 Tom White Waste Ltd currently operate two sites which are subject to this proposed permit variation, the permit references and site locations are shown below:

- EPR/AB3906CT (SR2008No3) - Longford No2, Stonebrook Way, Longford, Coventry, West Midlands, CV6 6LN – issued 16/12/2013
- EPR/KP3698CX (A11) - Stonebrook Way Transfer Station, Stonebrook Way, Coventry, West Midlands, CV6 6LN - 13/12/2005

1.3.2 The main reason for the requirement of this OMP is not due to historic odour issues but to form part of a consolidation of the above permits into one and to add a Section 5.4 (a)(iii) and b(ii) non-hazardous waste installation to the permit. This will involve the primary acceptance residual waste under EWC codes 19 12 10 and 19 12 12 from other waste transfer stations to produce a solid recovery fuel (SRF) which will be sent for incineration. In addition to the above. The Section 5.4 activity will take place completely inside the confines of a suitable waste transfer building. The permit boundary will essentially comprise three sites:

- i) Longford 1 (currently operated as EPR/KP3698CX (A11) will continue to be used as an HCl waste transfer station with treatment
- ii) Longford 2 (currently operated as EPR/AB3906CT (SR2008No3) will be used as an A11 and also comprise the Section 5.4 (a)(iii) and b(ii) activity
- iii) Longford 3 (not currently permitted) will become part of the A11 HCl waste transfer station with treatment

1.3.3 The main issue of odour could arise from the additional section 5.4 treatment activity proposed in Longford 2 including associated storage of these wastes and increased storage of wastes with the potential to cause odour in Longford 3. The location and operations taking place at the site and those proposed are clearly shown on Drawing No. STONE/3206/03 in Appendix I of this DEMP.

- 1.3.4 All relevant operational staff will be suitably trained to ensure they understand the purpose of this OMP and understand what actions need to be taken in event of a complaint. Training will be taken by the site manager, technically competent manager/s (TCM/s) or third-party Dust / Air Monitoring Consultant.

1.4 Hours of operation

- 1.4.1 The site will be open during the following hours for the receipt, treatment and removal of waste; including depositing, sorting, moving, storing and removing waste:

WASTE RECEPTION AND REMOVAL OF WASTE

Monday to Saturday 24 hours a day

Sundays, Bank/Public holidays Closed

WASTE PROCESSING (INTERNALLY)

Monday to Sunday 24 hours a day

Bank/Public holidays 24 hours a day

WASTE PROCESSING (EXTERNALLY)

Monday to Saturday 06:00 – 18:00

Sundays, Bank/Public holidays Closed

1.5 Reviewing and monitoring this OMP

- 1.5.1 This document will be due for review two years from the date of approval, or, as a result of any incidents which may lead to the requirement for immediate review or the OMP guidance changing, whichever is the sooner. The circumstances which would warrant a review are the following:

- Experiencing an odour incident
- Additional odorous waste streams accepted on site.

- Increase waste volumes accepted and stored.
- Development of site infrastructure – new buildings.
- Installation of new equipment or plant – baler/loading shovel/sort-line/ etc.

1.5.2 Reference should be made to Section 4.10 which details procedures for staff training in the event of any changes in relations to the OMP.

1.6 Waste Types and Quantities

1.6.1 The waste types handled on site will be household, commercial and industrial wastes as defined in the Controlled Waste (England and Wales) Regulations 2012 and Section 75 of the Environmental Protection Act 1990.

1.6.2 The maximum amount of waste to be stored on site at any one time is shown on Drawing No. STONE/3206/03 with residence times for each waste type.

1.6.3 If the maximum storage capacity is reached then no further waste will be accepted until waste can be removed from the site and taken to a suitably permitted or exempt site.

1.6.4 The table overleaf details a summary of the main waste types which are accepted on and stored on a daily basis at the site, the rows highlighted in in red are considered to be those wastes which have the potential to cause odour. The site can receive up to 40 skips in any given day meaning deliveries can be between 10 – 30 minutes. The waste types shown below are those derived from the last three years of waste return figures:

Table 1.1 - Waste storage table for stored potentially odorous wastes in Longford 2

Waste Storage Area Details - Longford 2 - PILE SIZES BASED ON AREA OF STOCKPILE ON SITE PLAN NOT LENGTH X WIDTH												
Plan Ref	Description	Storage type	Containment	Height / width of firewall (m)	Max Width (m)	Max Length (m)	Height (m)	Max area (m2)	Conversion factor used	Volume (m3)	Tonnage (approx.)	Maximum storage durations
AREA 1	Waste reception (tipping), inspection and sorting area (clear out-of-hours)	Free-standing / unprocessed	N/A	N/A	15	10	2	150	0.333	100	50	<2 hours
AREA 2 (i)	Short term quarantined waste	Hand sorted arising from tipping area (AREA 1)	Free-standing against concrete interlocking block fire wall with 0.3m wide concrete wall behind	1 / 0.8 & 5 / 0.3	6	3	0.5	18	0.5	5	2	<48 hours
AREA 2 (ii)	Pre-sorted metals	As above	Open topped, moveable 8 cubic yard skip	N/A	1.68	3.66	1.22	6.1488	1	8	8	<48 hours
AREA 3	Non-recyclable waste - sorted but will contain mixture of different wastes	As above	Free-standing against	5 / 0.3	10	5	0.5	50	0.5	13	6	<48 hours
AREA 4	Mixed H&C waste - primary shredder infeed bay	Partly hand sorted arising from tipping area (AREA 1)	Free-standing against concrete interlocking block fire wall	4 / 0.8	12	9	3	108	0.75	243	182	<48 hours
AREA 5	Mixed waste storage prior to processing - also acts as holding bay feeding the plant	Partly hand sorted arising from tipping area (AREA 1)	Free-standing against concrete interlocking block fire wall	4 / 0.8	12	9	3	108	0.75	243	182	<48 hours
AREA 6	Plastics	Sorted (mechanical recycling line)	Free-standing and party contained inside a three-sided concrete panel wall	3.0 / 0.18	5	5	2	25	0.75	38	19	<48 hours
AREA 7	Heavies	Sorted (mechanical recycling line)	As above	3.0 / 0.18	5	5	2	25	0.75	38	38	<48 hours
AREA 8	Ferrous metal	Sorted (mechanical recycling line) and by overband magnet	Open topped, moveable 20 cubic yard roll on roll off skip	N/A	6.1	2.44	1.4	14.884	1	21	21	<48 hours
AREA 9	<10mm screened fines	Sorted (mechanical recycling line)	Free-standing and party contained inside a three-sided concrete panel wall	3.0 / 0.18	10	5.5	2	55	0.75	83	83	<48 hours
AREA 10	10mm - 40mm heavies	As above	As above	3.0 / 0.18	10	3.5	2	35	0.75	53	53	<48 hours
AREA 11	10mm - 40mm lights	As above	As above	3.0 / 0.18	10	4.5	2	45	0.75	68	68	<48 hours
AREA 12	>150mm heavies	As above	As above	3.0 / 0.18	5	5	2	25	0.75	38	38	<48 hours
AREA 13	40mm - 150mm heavies	As above	As above	3.0 / 0.18	5	5	2	25	0.75	38	38	<48 hours
AREA 14	40mm - 300mm lights (SRF)	Articulated walk-in floor trailer	Trailer	N/A	16.5	2.5	2.5	41.25	1	103	34	<48 hours
AREA 15	Metals	Sorted by overband magnet	Free-standing and party contained inside a three-sided concrete panel wall	3.0 / 0.18	7	5.5	2	38.5	0.75	58	58	<48 hours
AREA 16	Plastics	Sorted (mechanical recycling line)	As above	3.0 / 0.18	3.7	4.5	2	16.65	0.75	25	12	<48 hours
AREA 17	PVC	Sorted (mechanical recycling line)	As above	3.0 / 0.18	3.7	4.5	2	16.65	0.75	25	12	<48 hours
AREAS 18 & 19	Residual waste	Sorted (mechanical recycling line) and hand sorted by picking line	As above	3.0 / 0.18	3.7	4.5	2	16.65	0.75	25	12	<48 hours
AREA 20	<40mm SRF	Sorted (mechanical recycling line)	Free-standing against concrete interlocking block fire wall	4 / 0.8	10	12	3	120	0.75	270	90	<48 hours
AREA 21	Overflow bay (see AREAS 14, 20 & 22)	Sorted (mechanical recycling line)	Free-standing against concrete interlocking block fire wall	4 / 0.8	10	12	3	120	0.75	270	90	<48 hours
AREA 22	Waste containing POPs or waste shown in AREAS 14 and 21	Sorted (mechanical recycling line)	Free-standing inside sealed storage bunker	3 / 0.5	30	2.5	3	75	1	225	75	<48 hours

Table 1.2 - Waste storage table for stored potentially odorous wastes Longford 1

Waste Storage Area Details - Longford 2 - PILE SIZES BASED ON AREA OF STOCKPILE ON SITE PLAN NOT LENGTH X WIDTH												
Plan Ref	Description	Storage type	Containment	Height / width of firewall (m)	Max Width (m)	Max Length (m)	Height (m)	Max area (m2)	Conversion factor used	Volume (m3)	Tonnage (approx.)	Maximum storage durations
AREA 1A	Mixed C&D reception and sorting (clear out--of-hours)	Free-standing / unprocessed	N/A	N/A	7	7	2	49	0.333	33	24	<2 hours
AREA 2A	Bulky wastes	Hand sorted arising from tipping area (AREA 1A)	Free-standing against 0.3m wide concrete wall	4 / 0.3	8.5	6.5	3	55.25	0.5	83	83	<48 hours
AREA 3A	Mixed C&D infeed pile (80% inert) and non-combustible	Free-standing / hand sorted	Free-standing against 0.3m wide concrete wall	4 / 0.3	10	7	2	70	0.5	70	53	<48 hours
AREA 4A	<40mm C&D fines (non-combustible)	Free-standing / processed by trommel	N/A	N/A	7	7	2	49	0.333	33	33	<48 hours
AREA 5A	Various containers of sorted wastes (pile based on largest container)	Containers / hand sorted	Open topped, moveable 40 cubic yard skip	N/A	2.5	6.11	2.62	15.275	1	40	40	<48 hours
AREA 6A	Waste storage bays beneath picking station (contents in each bay will vary)	Sorted (mechanical recycling line) and hand sorted by picking line	As above	3.0 / 0.18	3.2	5.5	2	17.6	0.75	26	20	<48 hours
AREA 7A	Hardcore	Sorted (mechanical recycling line)	As above	3.0 / 0.18	3.2	5.5	2	17.6	0.75	26	20	<48 hours
AREA 8A	Storage area for wood, soils or hardcore prior to processing	Pre-sorted / mechanically sorted from other areas of the site	Free-standing against 0.3m wide concrete wall	4 / 0.3	11	11	3	121	0.5	182	182	<48 hours
AREA 9A	Short term quarantined waste	Hand sorted arising from tipping area (AREA 1A)	Free-standing against concrete interlocking block fire wall with 0.3m wide concrete wall behind	3 / 0.8 & 0.3	5	5	2	25	0.5	25	13	<48 hours
AREA 10A	Short term quarantined waste	Hand sorted arising from tipping area (AREA 1A)	Free-standing against concrete interlocking block fire wall	0.8 / 3	5	5	2	25	0.5	25	25	<48 hours

Table 1.3 - Waste storage table for stored potentially odorous wastes Longford 3

Waste Storage Area Details - Longford 2 - PILE SIZES BASED ON AREA OF STOCKPILE ON SITE PLAN NOT LENGTH X WIDTH												
Plan Ref	Description	Storage type	Containment	Height / width of firewall (m)	Max Width (m)	Max Length (m)	Height (m)	Max area (m2)	Conversion factor used	Volume (m3)	Tonnage (approx.)	Maximum storage durations
AREAS 1B - 7B	Waste storage bays for bulking and transfer, also acting as overflow from bays from other wastes stored at the site (contents in each bay will vary)	Mixture of processed and unprocessed	Free-standing against concrete interlocking block fire wall	0.8 / 4	6.6	6.6	3	43.56	1	131	131	<48 hours
AREA 8B	Loose paper & card	Partly hand sorted arising from other areas of the site	Free-standing against 0.3m wide concrete wall	5 / 0.3	10	6	3	60	0.75	135	45	<48 hours
AREA 9B	Baled paper & card	Baled in stacks (max 3 in length/width and 3 high)	Free-standing stack against 0.3m wide concrete wall	5 / 0.3	4	8	3	32	1	96	96	<48 hours
AREA 10B & 11B	Baled paper & card	Baled in stacks (max 3 in length/width and 3 high)	Free-standing stack against 0.3m wide concrete wall	4 / 0.3	5	7	3	35	1	105	105	<48 hours

1.6.5 The site could also accept and store other common waste types with odorous potential which have not been listed in the table above. It is proposed if any of these wastes are discovered they would be stored in a segregated bay/container and removed from the site within 48 hours. Prior to hiring out a skip to the customer, the operator will request confirmation of the contents to be placed in the skip so in the event the below wastes are accepted, they can be stored and removed as detailed below. The table below details the EWC codes for all odorous wastes which could be accepted into the site and those highlighted in green are those which the site accepts and stores on a daily/weekly basis. The columns to the right indicate the level of risk associated to the waste type using a high, medium, low risk basis.

Table 1.4 – Accepted wastes with odour potential

EUROPEAN WASTE CATALOGUE - COMMISSION DECISION 2000/532/EC		Odour potential - High, medium or Low Risk /
CODE	WASTE TYPE	
02	WASTES FROM AGRICULTURE, HORTICULTURE, AQUACULTURE, FORESTRY, HUNTING AND FISHING, FOOD PREPARATION AND PROCESSING	
02 01	wastes from agriculture, horticulture, aquaculture, forestry, hunting and fishing	
02 01 03	plant tissue waste	Medium
02 01 04	waste plastics	Medium
02 01 07	wastes from forestry	Low
02 03	wastes from the preparation and processing of meat, fish and other foods of animal origin	
02 02 03	materials unsuitable for consumption or processing	Medium
02 05	wastes from the dairy products industry	
02 05 01	materials unsuitable for consumption or processing	Medium
02 06	wastes from the baking and confectionery industry	
02 06 01	materials unsuitable for consumption or processing	Medium
02 06 02	wastes from preserving agents	Medium
02 07	wastes from the production of alcoholic and non-alcoholic beverages (except coffee, tea and cocoa)	
02 07 01	wastes from washing, cleaning and mechanical reduction of raw materials	Medium
02 07 04	materials unsuitable for consumption or processing	Medium

EUROPEAN WASTE CATALOGUE - COMMISSION DECISION 2000/532/EC		Odour potential - High, medium or Low Risk /
CODE	WASTE TYPE	
03	WASTES FROM WOOD PROCESSING AND THE PRODUCTION OF PANELS AND FURNITURE, PULP, PAPER AND CARDBOARD.	
03 01	packaging (including separately collected municipal packaging waste)	
03 01 01	waste bark and cork	Low
03 03 01	waste bark and wood	Low
03 03 07	mechanically separated rejects from pulping of waste paper and cardboard	Medium
03 03 08	wastes from sorting of paper and cardboard destined for recycling	Medium
15	WASTE PACKAGING; ABSORBENTS, WIPING CLOTHS, FILTER MATERIALS AND PROTECTIVE CLOTHING NOT OTHERWISE SPECIFIED	
15 01	packaging (including separately collected municipal packaging waste)	
15 01 01	paper and cardboard packaging	Medium
15 01 02	plastic packaging	High
15 01 05	composite packaging	Low
15 01 06	mixed packaging	High
15 01 07	glass packaging	Medium
17	CONSTRUCTION AND DEMOLITION WASTES (INCLUDING EXCAVATED SOIL FROM CONTAMINATED SITES)	
17 02	wood, glass and plastic	
17 02 02	glass	Medium
17 02 03	plastic	Medium
17 08	Gypsum-based construction materials	
17 08 02	Gypsum based construction materials other than those mentioned in 17 08 01	High
17 09	other construction and demolition wastes	
17 09 04	mixed construction and demolition wastes other than those mentioned in 17 09 01, 17 09 02 and 17 09 03	High
19	WASTES FROM WASTE MANAGEMENT FACILITIES, OFF-SITE WASTE WATER TREATMENT PLANTS AND THE PREPARATION OF WATER INTENDED FOR HUMAN CONSUMPTION AND WATER FOR INDUSTRIAL USE	
19 05	wastes from aerobic treatment of solid wastes	

EUROPEAN WASTE CATALOGUE - COMMISSION DECISION 2000/532/EC		Odour potential - High, medium or Low Risk /
CODE	WASTE TYPE	
19 05 01	non-composted fraction of municipal and similar wastes	Medium
19 05 02	non-composted fraction of animal and vegetable waste	Medium
19 05 03	off-specification compost	High
19 12	wastes from the mechanical treatment of waste (for example sorting, crushing, compacting, pelletising) not otherwise specified	
19 12 01	paper and cardboard	Medium
19 12 04	plastic and rubber	Medium
19 12 05	glass	Medium
19 12 12	other wastes (including mixtures of materials) from mechanical treatment of wastes other than those mentioned in 19 12 11	High
20	MUNICIPAL WASTES (HOUSEHOLD WASTE AND SIMILAR COMMERCIAL, INDUSTRIAL AND INSTITUTIONAL WASTES) INCLUDING SEPARATELY COLLECTED FRACTIONS	
20 01	separately collected fractions (except 15 01)	
20 01 01	paper and cardboard	Medium
20 01 02	glass	Medium
20 01 08	biodegradable kitchen and canteen waste	High
20 01 39	plastics	Medium
20 02	garden and park wastes (including cemetery waste)	
20 02 01	biodegradable waste	High
20 02 01	other biodegradable waste	High
20 03	other municipal wastes	
20 03 01	mixed municipal waste	High
20 03 02	waste from markets	High
20 03 03	street-cleaning residues	High
20 03 06	waste from sewage cleaning	High

1.6.6 If any of the above wastes not shown in green are discovered following tipping, they will be stored in a segregated bay or sealed skip and removed from the site within 48 hours or sooner if a very strong odour (see section 6.1.1) is detected.

1.7 Site Management

- 1.7.1 The site has Technically Competent Managers (TCMs) who will be responsible for the general management of the site including the acceptance and handling of any potentially odorous wastes.
- 1.7.2 The company, through the TCM, will ensure that a nominated deputy is sufficiently trained and familiar with all site management documentation (which includes this OMP) in addition to all relevant company procedures who, in the absence of the TCM, will act the competent person.

2 Odour Risk Assessment

2.1 Methodology

2.1.1 This OMP has been completed to identify where the likely risks are in relation to surrounding land uses. This assessment has been used to inform Section 5.0 of this OMP with regard to specific odour monitoring procedures.

2.2 Odour Intensity

2.2.1 The table below highlights the intensity of the odour and provides a description by which to measure the intensity:

Table 2.1 – Odour Intensity

Odour Intensity	Criteria
Negligible	No detectable odour
Low	Faint odour (barely detectable)
Moderate	Moderate odour easily detected while walking, possible interference)
High	Strong odour (bearable, but offensive)
Severe	Very strong odour (this is when you really wish you were somewhere else)

2.3 Receptor Sensitivity

2.3.1 The table below outlines the receptor sensitivity to odour which will be used when determining nearby odour sensitive receptors:

Table 2.2 – Receptor sensitivity

Sensitivity of Receptor	Criteria
Low	Industrial workplaces
Medium	Industrial workplaces / Residential >250 m
High	Residential areas <200m

2.4 Sensitive Receptor Locations

2.4.1 Two Sensitive Receptors Plans have been provided in Appendix I to highlight the following:

- i) Drawing No. STONE/3206/04A, with a 1,000m radius detailing schools, hospitals, nursing and care homes, residential areas, workplaces, protected habitats, watercourses, groundwater, boreholes, wells and springs supplying water for human consumption
- ii) Drawing No. STONE/3206/04B, this plan clearly details receptors within a 500m radius detailing road names, railways, bus stations, on or immediately adjacent to the site and within the radius of 500m

2.5 List of receptors

2.5.1 The receptors listed from the SRP are also shown in the table below with approximate distances to these properties.

Table 2.3 – Distances to Selected, Representative Sensitive Locations

Boundary	Receptor	Approximate distance from edge of site boundary (m)
West – South	Residential receptors in R1 location	500 – 1,000
South-west	Residential receptors in R2 location	235 - 750
South	Residential receptors in R3 location	250 – 1,000
South	Residential receptors in R4 location	100 – 1,000
South-east	Residential receptors in R5 location	700– 1,000
South-east	Residential receptors in R6 location	500 – 1,000
South-east – South	Residential receptors in R7 location	600 – 1,000
North-east	Residential receptors in R8 location	100 – 1,000
North	Residential receptors in R9 location	380 - 900
North	Residential receptors in R10 location	700 – 1,000
East	Longford Primary School	185
South-west	Holbrook Primary School	625
South-east	Ladybird Primary School	745
North-east	Grangehurst Primary School	950
South-east	St Laurances CofE Primary School	910
South	Little Heath Primary School	880
South	Good Shepherd Catholic Primary School	995
North-west	Doubletree Hilton Hotel & Casino	470
North-West	Coventry Building Society (Ricoh) Arena	290

Boundary	Receptor	Approximate distance from edge of site boundary (m)
North-west	Hawkesbury Lodge	610
North-west	West Midlands Railway Line	270
West	Arena Shopping Park	65
North-east	Longford Community Nature Park (LNR)	140
South-east - North-west	River Sowe	50 – 1,000
Various	Primary Habitats – Deciduous Woodlands	180 – 1,000
West	Coventry Canal	10m

2.5.2 Other receptors not shown in the above table are illustrated on Drawing No. STONE/3206/04.

2.6 Risk Matrix

2.6.1 The odour risk in any particular event can be established using the risk assessment matrix given in the table below.

Table 2.4 – Risk matrix

		<i>Sensitivity</i>		
		Low	Medium	High
INTENSITY	Negligible	NEGLIGIBLE	LOW	LOW
	Low	LOW	LOW	MEDIUM
	Moderate	LOW	MEDIUM	MEDIUM
	High	MEDIUM	MEDIUM	HIGH
	Severe	MEDIUM	HIGH	VERY HIGH

3 Potential sources of odour

3.1 General waste - storage prior to processing

3.1.1 The site would not intend to store skips awaiting processing as all waste is tipped on arrival to the site in the waste transfer buildings. Whilst these wastes are not commonly associated with odorous emissions, they do contain some fine organic materials which can, in some cases, be attributed to a general “musty” odour. This smell is exacerbated following ingress of rainwater which occurs predominantly whilst the wastes are resident in skips/containers at the sites of production and prior to receipt at the site.

3.1.2 Whilst not common, these wastes have the potential to contain materials of a putrescible nature which are not identifiable until the load has been tipped at the site.

3.1.3 All mixed ‘general’ wastes with the potential to cause odour would be tipped, stored and inspected inside the two. No waste transfer buildings. Longford 2 is likely to contain the more odorous material given it will handle and store H&C wastes, Longford 1 would be C&D waste.

3.2 General waste - residual wastes for landfill or further recycling

3.2.1 These wastes are essentially the lighter, non-recyclable fraction of the “general waste” input and are the residual following treatment of wastes on site which are stored in dedicated holding bays. Some of the finer organic materials are still likely to be present in the material, however, any putrescible materials (such as ‘black bag’ wastes) will have been identified, isolated and rejected during the tipping and sorting process. Therefore, these residual wastes for landfill have less potential to cause odour than the original mixed waste input described in Section 3.1 above.

3.2.2 The site may also accept source segregated trade wastes for bulking prior to onward disposal, these wastes would be tipped and stored undercover and bays (AREAS 1B - 7B) and removed from the site within 48 hours.

3.3 Foul surface water

- 3.3.1 The external concreted areas and wash down areas of the site drain into the foul sewer system via an oil interceptor under a trade effluent consent issued by Severn Trent Water.
- 3.3.2 In the event of a rainfall incident which leads to a blockage of the drainage system, an emergency drainage consultant would be called to the site and water pooling in the external concreted areas of the site would be pumped from site.
- 3.3.3 Some skips which have stood on producer's sites for a long time often contain foul smelling water give rise to odour when tipped which will not be found until deposit in assuming the skip is sealed. The site infrastructure and drainage system would contain and remove any foul-smelling water. It must be noted that the site does not intend to store full skips, other than those which have been sorted on site.

3.4 Green wastes

- 3.4.1 Separated green wastes also have the potential to give rise to odorous emissions. It is important to note that the site is not a dedicated green waste handling facility – the green wastes produced at the site comprises almost entirely of branches (with/without leaves) and tree trunks separated from skips of other mixed wastes. This means that the propensity for odour is much less than that of a dedicated green waste handling facility which accepts green waste consignments consisting of branches, tree trunks, leaves, tree clippings and grass cuttings. The leaves, tree clippings and grass cuttings (not routinely accepted at the site) harbour the greatest potential for odour due to their susceptibility to aerobic composting and decomposition whilst in storage, where branches and tree trunks are not susceptible. These wastes if accepted would be stored in **AREAS 1B – 7B**.

3.5 Processing of waste

3.5.1 The processing of waste may result in odorous emissions; however, the risk of this occurring is considered to be low given all wastes with odorous potential will be treated inside a secure waste transfer building and stored for no longer than 48 hours.

3.6 Background Odour Sources in the Area

3.6.1 Other potentially odour emitting operators, sites or areas are tabulated below in the table below.

Table 3.1 - Other Odour Generating Operators

Company	Address	Type of Business	Approximate distance & location from site boundary (m)	Possible Dust Issue
Various waste and industry sites	Rowley's Green Industrial Estate, , Longford, Coventry CV6 6AN	Various waste, industry and manufacturing companies	575 / North-west	As above
Various waste and industry sites	Stonebrook Way, Longford, Coventry CV6 6LN	Various waste, industry and manufacturing companies	0 – 1,000 / adjacent	As above

3.6.2 In addition to the above, the site is situated in close proximity to a large retail park and Coventry City Football ground which are both likely to generate significant amounts of litter and storage of potential odorous waste in overflowing bins during certain times of the day/week/

3.6.3 Odour release could also be the result of abnormal weather conditions, machinery breakdowns and human error

3.6.4 In order to determine whether complaints are the result of activities from the site or from other nearby sites an odour complaints form will need to be completed in line with the company's complaints procedure which is attached in Appendix II.

4 Odour control

4.1 Pre-acceptance checks

4.1.1 The driver collecting the skip will be trained (by site management) to identify any odorous loads in the skip and following an initial assessment, the driver will load the skip onto the wagon. If any odorous wastes are discovered, the driver would report back to site management who would contact the customer who would need to declare the contents inside the skip. Site management would then decide whether or not to accept the skip. This should prevent any odorous wastes being accepted at the site.

4.2 Waste acceptance procedure

4.2.1 Strict waste acceptance procedures are in place at the site as shown below and the following details will be recorded for every load deposited at the site:

- a) The date and time of delivery.
- b) The name and address of the waste producer.
- c) The detailed and accurate description of the waste including type, quantity (in tonnes and/or cubic metres) and EWC codes.
- d) How the waste is contained e.g. loose, container type.
- e) The carrier's name and address.
- f) Driver's name, signature and vehicle registration No.
- g) Signature or initials of person(s) producing/ accepting/ inspecting/ carrying the waste.
- h) Additional handling details/notes made by the driver after inspection of the load.
- i) SIC code of the premises which produced the waste (where relevant).
- j) Waste hierarchy declaration.
- k) Information on previous treatment of the waste e.g. manual or mechanical.

4.2.2 Once the skip has been tipped, it will undergo a further visual inspection and if the load contains significant amounts of odour the load will be and returned to source. If small levels of contamination are noted, the waste would still be tipped and odorous waste would be

handpicked placed in a quarantine skip. The skip would be sealed if staff can detect odour emissions from the waste.

- 4.2.3 In terms of plasterboard, the operator only intends this waste as source separated material. If a skip is tipped with contrary items of plasterboard present, it will be subject to a more rigorous sort to pick out further items. The operator would inform the customer of a potential penalty charge to prevent a reoccurrence.

4.3 Site Operations

- 4.3.1 Limiting odour from the waste recycling facility can best be achieved through employing effective site management and good general practice. It is much easier to minimise odours in the first instance rather than dealing with problems when they occur.
- 4.3.2 The next section addresses the general site management guidelines and identifies specific procedures to mitigate against odorous emissions.

4.4 Receiving Wastes

- 4.4.1 Rigorous control of wastes delivered to the site is required, with contaminated or odorous wastes (stored too long) rejected in line with the procedures in the EMS and EP. Trained competent staff are in place to recognize odorous material and to inspect incoming wastes as it is deposited at the site. Malodorous waste will be returned to the producer or sent to another authorised facility for treatment. Waste suppliers and HGV skip vehicle drivers are required to ensure that only acceptable material is brought to site to minimise the incidence of rejection. If staff continually bring odorous waste to the site, the operator will initiate their three-strike rule:
- a) Additional waste type recognition training (see EMS)
 - b) A verbal and written warning
 - c) Refused entry into the site or potentially disciplinary.
- 4.4.2 **Age of wastes** - Tom White Waste Ltd hire out skips to customers for a maximum of two weeks meaning that the waste received is unlikely to generate significant odorous

emissions. If unauthorised waste is discovered by trained staff following tipping, then actions shown in sections 6.1 and 6.2 will be followed.

4.4.3 All deliveries of mixed waste or directed to the relevant tipping area where they will be tipped immediately to prevent over storing therefore receiving wastes will not present an odour nuisance due to their storage duration.

4.4.4 Incoming mixed waste will then be processed sorted and processed on arrival and the site will never store more than the what the plant can process. The waste is immediately sorted to ensure that any malodorous (or potentially malodorous) wastes contained within the incoming mixed waste can be sorted and disposed of in sealed rejected waste containers. This waste would be black bin bag waste or putrescible waste left inside a skip which would not generate a lot of recyclable material.

4.5 Storage of Wastes

4.5.1 The site may store the following wastes which could be regarded as those which could present odour issues at the site and the table below details how they will be handled and stored on site:

- i) Incoming mixed waste – (20 03 01, 17 09 04, 19 12 12) **Refer to AREA 1, 1A, 4, 5 and 22.**
- ii) Residual landfill waste – (19 12 12) – **Refer to AREAS 11, 14, 18, 19, 20, 21, 22, 9A & 9B**
- iii) Plastic and green waste – (15 01 02, 17 02 03, 19 12 04, 20 01 39 and 20 02 01) **Refer to AREAS 5A, 6A & 1B – 7B**
- iv) Plasterboard (17 08 02) – **Refer to AREAS 1B – 7B**
- v) Food waste (20 01 08) – **Refer to AREAS 1B – 7B**
- vi) Mixed municipal waste – **Refer to AREAS 1B – 7B**

Table 4.1 - Waste storage / monitoring for odorous wastes on site

<p>AREAS 1 & 1A</p> <p>WASTE RECEPTION, INSPECTION AND SORTING AREAS</p>	<ul style="list-style-type: none"> • These areas comprise the main reception for waste received at the site and any waste identified after tipping which has the potential to cause odours i.e. a black bin bag, food waste, green waste, packaging with residues will be removed from the pile and stored in a mobile rejected waste container. The container would be removed off site within 48 hours or sooner if intensive odour is identified by trained staff. • Any large visible recyclables will be hand-picked or scooped using the loading shovel and placed into one of relevant storage bays at the site. • The stockpile is dynamic and will be continually moving throughout the day. • The site will not tip any further skips 30 minutes prior to shutdown ensuring the area is clear out-of-hours. • If odorous waste is identified during monitoring, the site will investigate, find the root cause and quarantine the odorous load in sealed containers inside the building which will be removed from site as soon as practicable.
<p>AREAS 2A (i), 3, 4, 5, 11, 14, 18 – 22, 1A, 6A, 9A, 10</p> <p>SORTED RECYCLABLE WASTES FROM THE TREATMENT PROCESS</p>	<ul style="list-style-type: none"> • These areas comprise dedicated holding bays or skips for wastes which have been removed mechanically or by hand during the mechanical treatment process. • Due to processing capability of the site, it is proposed to not store any potentially odorous wastes for longer than 48 hours, only in extenuating circumstances i.e. breakdowns, transport failures, fire. • All wastes are stored allowing a 1m freeboard between each bay to ensure the pile does become one large pile and overflow. • Due to the strict waste acceptance procedures, it is considered the waste in these piles will present a very low risk of odour as they comprise only sorted wastes which is why it is considered suitable to store the material in excess of 48 hours. During summer months or periods of dry weather, monitoring of these areas will be increased to three times daily.
<p>AREAS 1B – 7B</p> <p>OVERFLOW WASTE STORAGE AND PRE-SORTED WASTE BULKING BAYS</p>	<ul style="list-style-type: none"> • These areas comprise a series of concrete storage bays for bulking and transfer waster which are not suitable for processing or areas for storing waste as a contingency in the event they cannot be removed from their relevant storage area sooner. • These bays may store green, food, mixed municipal and green wastes, all with odour potential. • The wastes are stored undercover which is open at the front allowing for access. • The bays would be kept dry so odours would not be increased. • The site would not store waste in these bays for ;longer than 48 hours.

4.5.2 If any other odorous wastes shown in section 1.4.4 are accepted, they will be tipped, sorted, stored and removed from the site within 48 hours.

4.5.3 Waste will be stored to ensure compliance with the EP and as detailed in the EMS, FPP and this OMP document.

4.6 Loading and Transport of General Wastes

4.6.1 In all cases, the drop heights of mixed waste will be kept to an absolute minimum. All waste vehicles entering/leaving the site containing light and/or potentially malodorous wastes will

be securely sheeted or enclosed at all times to ensure that odour pollution is not caused beyond the site boundary via queuing collection/delivery vehicles.

4.7 Housekeeping

4.7.1 Regular cleaning of operational areas (i.e. minimum once daily) such as roads, drainage channels and holding tank will be carried out using mobile plant and water supplies to discourage odour generation from old degrading materials. Other than the use of a road sweeper which may be used to remove finer particles, all mobile plant is available to the site. Additional plant can be sourced instantaneously from the surrounding industrial estate. The odorous materials will then be placed in a sealed rejected waste skip which will be removed every 48 hours or sooner if staff detect odorous emissions following daily inspections. Site management will delegate these tasks to operational staff and seek radio or written confirmation that the tasks have been complete and whether any odours have been detected.

4.7.2 In addition to daily visual monitoring of the site; site management will monitor the integrity of the building on a quarterly basis. In the event that there are any issues resulting in odour escaping from the building then maintenance works will be carried out within 48 hours.

4.7.3 A housekeeping schedule has been produced overleaf and site management will train operational staff via toolbox talks every 6 months or sooner if site operations change to ensure the following housekeeping schedule is strictly adhered to.

- Avoid fugitive odorous emissions through good housekeeping
- Maintain a clean, well-organised site
- Jet spray storage bays daily
- Jet spray and disinfect storage bays once per week
- Clean equipment that has been in contact with odorous materials
- Carry out a deep clean of the reception / processing building and storage bays once a quarter and record this in the site diary
- Concrete floors draining appropriately and slopes / catchments pits are functioning

- Floors are sealed to prevent absorption and adsorption of odour producing residues.
- Solid waste storage containers shall be robust, easily cleanable, designed for safe handling, and constructed to prevent loss of wastes from the equipment during storage. If such equipment is used to store other wet or liquid producing wastes, or wastes composed of fine particles, such equipment shall in all cases be non-absorbent and leak-resistant.
- Periodically treat drainage systems with bacteria-inhibiting solution

4.8 Site Infrastructure

4.8.1 The site deploys the following measures ensuring odours do not escape beyond the site boundary.

- **Monitoring** – The site will carry out Olfactory/Sniff assessments which have been outlined further in Section 5 of this OMP.
- **Stock rotation** – All potentially odorous wastes stored on site are within skips or storage bays which undergo continuous monitoring. The site follows the first in, first out principle which ensures that the oldest wastes are removed from the site first and aren't left to stand for a long period of time.
- **Housekeeping** – The site will carry out regular cleaning (minimum once daily) of all operational areas at the site paying special attention to storage areas for odorous wastes. The site has a housekeeping schedule shown in section 4.7.
- **Storage procedures** – All odorous wastes are contained within skips or storage bays. Any wastes with the potential to cause odour will not be stored for longer than usually 48 hours and 5 days only in extenuating circumstances ensuring that wastes are not left to stagnate.
- **Odour misting system** – To the east of the boundary fence situated at Longford 2 comprises a manually activated misting system. This part of the site is considered to generate the most potential odour, given the processing of H&C and RDF wastes and proximity to receptors. Site management have trained staff to identify any odorous emissions, this includes office staff who are not continually handling waste all day and if

any odours are identified by the fence near the offices, the misting system will be switched on until the odour has been removed.

- 4.8.2 Site management will visually monitor the building on a daily basis and will carry out quarterly monitoring of the storage bays to ensure their integrity is suitable. In the event that there are any issues the building maintenance/repair works will be carried out within 48 hours.

4.9 Liaison with Neighbours

- 4.9.1 In the event of significant but temporary odour releases outside normal operations, immediate neighbours within 200m will be contacted via phone call or face to face to advise them of the situation and the action being taken. The EA will also be notified.
- 4.9.2 An open-door policy will be encouraged by the operator to enable any complaints from neighbouring premises (if received) to be dealt with immediately. The complainant will then be supplied with remedial actions taken and any procedures or measures put in place by the operator to reduce or ideally eradicate the likelihood of a subsequent complaint.
- 4.9.3 If any odour complaints are received, the complaint will be assigned to an operative familiar with the sites operation who will complete a 'complaints and events log' and detailed individually on the complaints form (in Appendix II), both of which will be kept for inspection on request by the EA. Details of information to be completed are dates, nature of complaint, weather conditions at the time of the complaint, investigation details, action taken and a signature (as a minimum). Odour complaints will be investigated and responded to within 24 hours and suitably reviewed by the site manager who is ultimately responsible.
- 4.9.4 The operator would also be required to make a note of any unavoidable events plant/equipment malfunctions in the site diary, rather than just actual complaints received. This will ensure that if complaints are received retrospectively from either the Council/EA or directly, any circumstances which led to that complaint as a result of elements outside of the operator's control would be able to be attributed to the cause of the complaint. If there

are significant odour releases outside normal operations, the operator will cease operation, investigate and resolve the issue before continuing.

4.10 Training

- 4.10.1 All employees and sub-contractors of Tom White Waste Ltd involved with potentially odorous materials and their handling will receive training in Sniff testing (including office/admin workers allocated to undertake the Sniff test) and complaint reporting (management and operations staff).

- 4.10.2 Training will be given to all relevant persons to make sure they are competent in completing olfactory assessment survey forms, odour complaint report forms and the odour diary to ensure sufficient monitoring and reporting of odours can be carried out.

5 Monitoring

5.1 Monitoring Odorous Releases

5.1.1 **On-site** – As there are up to 8 members of staff working at the site, it is considered at least one of these staff members would be able to detect if any odour is present on site, this would be usually office staff who are not continually exposed. If a non-operational staff member identifies an odour, they will report this to site management and then the procedure shown in section 5.2.3 will be followed. This would ensure the odour problem can be investigated on site prior to a potential odour complaint.

5.1.2 Tom White Waste Ltd will use the following techniques to monitor odorous releases if a complaint has been made to the company:

- a) Olfactory Monitoring
- b) Complaints Monitoring
- c) Odour Diaries (when necessary)

5.2 Olfactory Monitoring

5.2.1 The site supervisor will monitor odour around the entire site perimeter at least twice daily and an Odour Diary will be completed (Appendix II). The monitoring will be carried at intervals out while the site is operational, additional monitoring may be carried should there be reason to suspect a potential odour problem (potentially malodorous waste onsite, foul surface water issues etc.).

5.2.2 The results of monitoring exercises and any remedial action taken will be entered into the log book which is available for the EA to inspect upon request. The name of the site supervisor will be stated in the site's diary / inspection form for each day of operation along with notes on weather including precipitation, temperature, wind speed and direction (from Met Office information).

- 5.2.3 Should the monitoring conclude that a certain activity/waste is giving rise to odour which is migrating offsite, steps will be made to reduce the impact of this activity, which may include, but is not limited to; removal offsite to a suitably permitted facility, faster processing/lower storage rates, pumping and removal of standing surface water, removal of waste to a more suitable area of the site etc.
- 5.2.4 The site supervisor will be suitably trained to carry out these duties. Further information regarding training and technical competence is provided within the site's EMS.
- 5.2.5 Prior to carrying out a routine odour check, the relevant member of staff will vacate the site for a period of 30 minutes (in addition to 5.3.2 below) and then carry out the assessment on their return to ensure they are not desensitised to the odour.

5.3 Odour Monitoring Procedure

- 5.3.1 Sniff testing will be carried out by trained; competent staff daily (at least twice) should the management have reason to suspect odorous emissions from the site or complaints received. Assessments will be carried out both routinely and in response to specific complaints.
- 5.3.2 The assessor should not:
- a) Smoke or consume strongly flavoured food or drink for at least 30 minutes before the assessment.
 - b) Consume confectionary or soft drinks immediately before the assessment.
 - c) Apply scented toiletries, such as perfumes or aftershave immediately before an assessment.
- 5.3.3 Starting points of assessments should be downwind of the site, progressing towards the site boundary and then away from the site in an upwind direction. The person carrying out the assessment should walk slowly and breathe as normal. The points have not been provided on the site plan due to the regular variations in wind speed and direction.

5.4 Complaints Monitoring/Procedure

- 5.4.1 All odour complaints will be investigated promptly, and appropriate remedial action will be taken if the complaint is validated e.g. remove odorous materials off site as soon as reasonably possible. Complaints will be recorded on the form found in Appendix II.
- 5.4.2 Complaints to the EA will also be recorded and taken into account. An olfactory assessment survey will be carried out from where the complaint was made and from any convenient locations between the complainant/receptor and the site so that the complaint can be validated or rejected.

5.5 Odour Diaries

- 5.5.1 If members of the local community are frequently reporting odour issues in the vicinity, then they will be asked (if agreeable) to keep an odour diary. This will help to build up an account of when the odour occurs, their location and the site operations that were being carried out at the time, as well as the duration of the activities taking place. Any obvious problems can then be addressed.

6 Contingency Plans

6.1 Contingencies and Emergency Plans

6.1.1 In accordance with the EA's guidance on OMPs, Tom White Waste Ltd will have contingency plans to react to situations 'where monitoring indicates that a potential odour source is not completely under control, meteorological conditions are unfavourable or that adverse impact has occurred'. Odours will be based on a 1 – 5 scoring scheme as shown below and also in the odour diary shown in Appendix II:

- 1 = No detectable odour
- 2 = Faint odour (barely detectable, need to stand still and inhale facing into the wind)
- 3 = Moderate odour (odour easily detected while walking & breathing normally)
- 4 = Strong odour
- 5 = Very strong odour (possibly causing nausea depending on the type of odour)

6.1.2 If odours based on 3-5 are detected at the site boundary, other monitoring point or a complaint is received, the following remedial procedures will be taken:

- a) Firstly, identify the odour source; is it from:
 - i) Site operations; or,
 - ii) An off-site source (e.g. agricultural spreading operation)
- b) If on site:
 - i) Report incidence to the site or technically competent manager;
 - ii) Identify the point of release of the odour;
 - iii) Identify the cause if the release i.e. machine breakdown, leakage, etc.;
 - iv) Identify a solution;
 - v) Implement a solution;
 - vi) Carry out olfactory tests to check if fix is working;
 - vii) Record actions taken on relevant forms and site diary as required by this plan

6.1.3 Then actions taken if odour is being produced on site will be:

- a) **Normal Operations:** The offending odour will be traced and the reason for the cause of the problem will be investigated. Once solutions are in place, olfactory monitoring will be carried out to ensure the solutions put in place are having the desired effect.
- b) **Abnormal Conditions:** Adverse weather conditions can promote generation of odour and inhibit its effective dispersion e.g. hot weather with little wind, resulting in increased risk of odour to receptor locations. If this happens odour causing operations will cease until more favourable meteorological conditions return.

6.2 Corrective Actions for Various Situations

6.2.1 The table below summarises the various problems likely at the site and the standard responses available, which will assist in reducing odour potential.

Table 6.1 –Corrective actions

Process	Problem	Corrective Action
Waste Delivery (Tipping)	Deposit of odorous load	Isolate material. Reject material giving rise to odour.
Stored wastes (general)	Odorous emissions detected	Olfactory/SNIFF test required to pinpoint source. Ensure procedures outlined in Section 5 are adhered to in full. Remove malodorous waste to a suitably permitted facility. Implement liaison programme if risk deemed HIGH or VERY HIGH i.e. strong or severe as shown in Table 2.1.

6.3 Staff shortages/human error

6.3.1 In the event of unforeseen staff shortages arising from illness, suspension or no shows, the operator will make a judgement whether to reduce the number of incoming loads, thus reducing processing frequency and storage of potentially odorous wastes. The operator will then seek further employment within a timely manner to ensure the site can continue to operate at its required capacity.

6.3.2 All staff are trained and undergo toolbox talks every 6 months (or sooner if operations change) to reduce the impact of human error. In instances where a human error has caused

to an odour issue, the site may suspend operations until the issue has been rectified and the member of staff will be warned and re-trained accordingly.

6.4 Weather conditions / emergency situations

6.4.1 The site will set up a notification alert system with the Met Office to receive updated weather information for the following weather conditions which could cause a potential on or off-site odour issue:

- High winds >45mph which could exaggerate an odour
- Droughts or periods of hot weather exceeding 3 major dry days which could lead to water shortages, hosepipe bans and excessive odour
- Flooding

6.4.2 The site would install the following preventative/contingency measures (in addition to control measures in Section 4) to avoid serious odour issues as a result of the above weather conditions or fire incident:

- Stockpiles containing any odorous waste may be covered with tarpaulin in the event ongoing procedures are not considered effective.
- Contact an additional haulier to help remove the waste on site.
- Suspend any further waste deliveries to the site.
- Contact the EA to agree a suitable course of action
- Contact members of the public or any other persons who could be affected by the odour and advise of the contingency measures the site has employed and timescales when the odour is likely to be reduced.

6.5 Operational failure

6.5.1 The manager will be contacted by staff in the event of any operational failure such as the breakdown of plant, systems or equipment and will decide whether operations are to continue or be suspended prior to corrective action being taken. Serious operational failures, which result in the closure of the site, will be recorded in the site diary.

- 6.5.2 All repairs to site security will be made within on the discovery of the damage if possible and the site will be made secure until the repair has been carried out.
- 6.5.3 Any major defects found during the daily site inspection which are likely to lead to a breach of permit conditions will be repaired by the end of the working day in which they are found, where possible. If a repair is not possible by the end of the working day and a potential breach of permit conditions may occur, the EA will be contacted to agree a suitable timescale for repair.
- 6.5.4 All defects and problems likely to give rise to odour will be recorded on the form TWWL/RF/4 or the operators own recording procedures with repairs/solutions being carried out immediately; neighbours will be alerted if the problem cannot be rectified immediately and provided a timescale when the problem will cease.

6.6 OMP Management

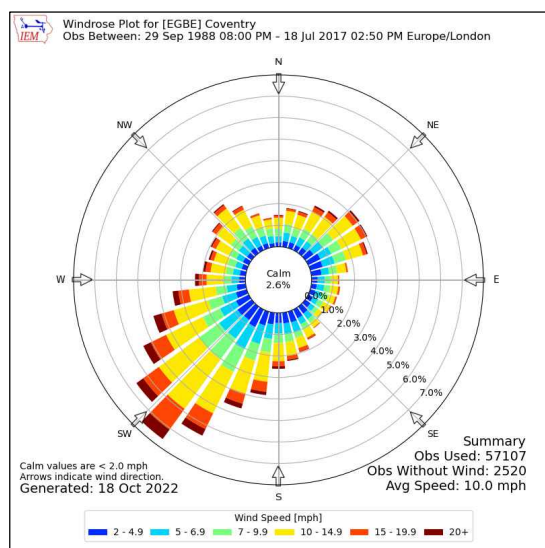
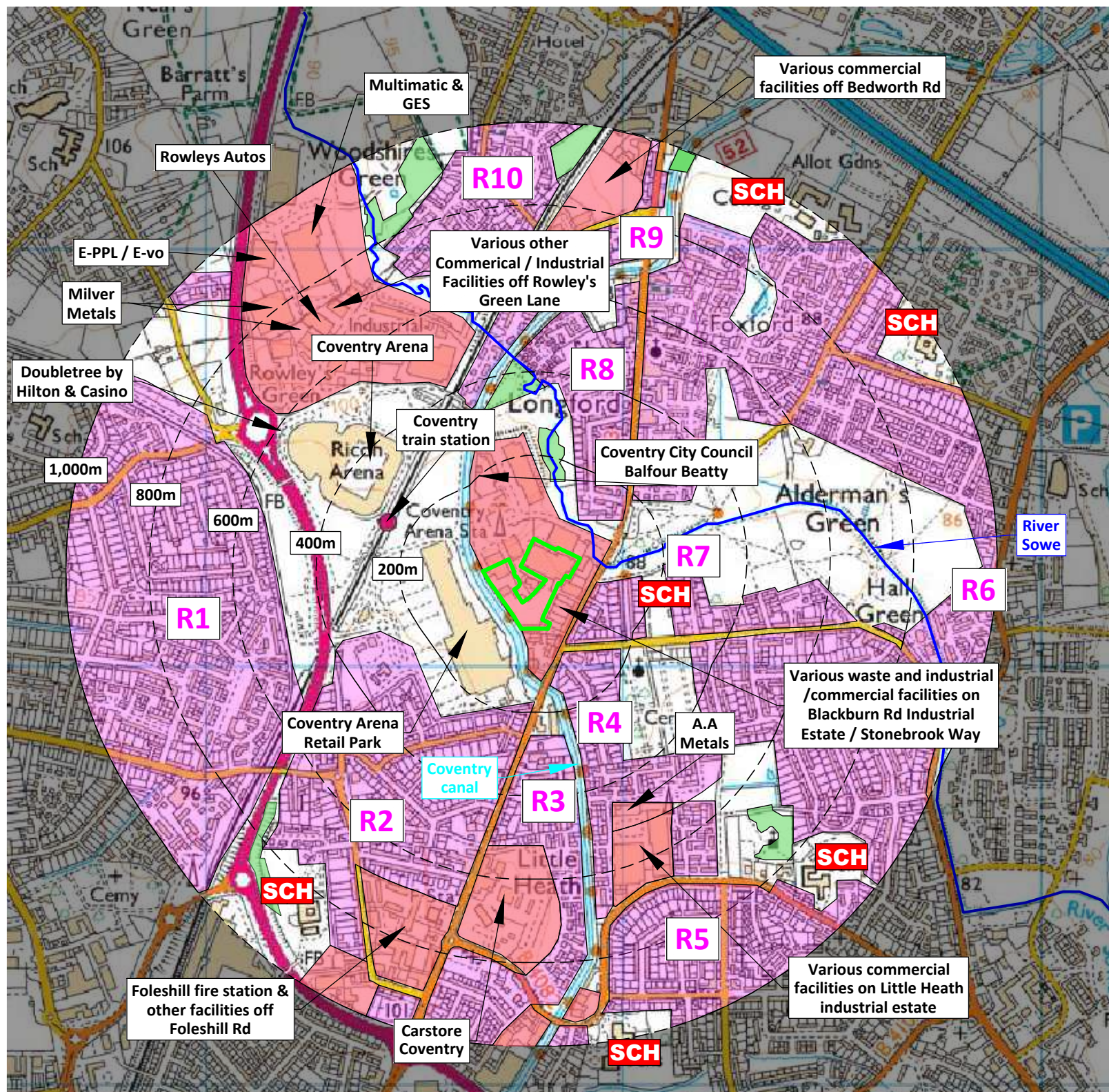

- 6.6.1 This OMP will be reviewed at least annually unless it becomes apparent that the activities are giving rise to pollution outside the site due to odour, in which case it will be revised within 7 days and a copy forwarded to the EA for approval before implementation. It may also be revised upon request from EA, should the permit be varied, transferred etc.

Appendix I

Drawings

KEY:

- Permit boundary
- Main river
- Residential receptor blocks (may include small retail/leisure also)
- Surface water body (river / stream / pond / pool / lake)
- Workplaces (includes agriculture industry, commerce and retail)
- Areas with mix of industrial, retail, manufacturing and commercial properties
- Class A roads
- Class B roads
- Class C roads
- Railway line
- SCH School
- Woodland areas (not protected)
- Priority Habitat (deciduous woodland)



Compass Wind Rose for (EGBE) Coventry
Period 1988-2017
- source: Iowa State University

Scale Bar (1:12,500)

0 km 500 m 1 km

NOTES


1. Boundaries are shown indicatively.
2. Wind rose data shows the prevailing wind direction to be Southerly.

Drawing for indication only. Reproduced with the permission of the controller of H.M.S.O. Crown copyright licence No. 100022432. This drawing is copyright and property of Oaktree Environmental Ltd.

REVISION HISTORY

Rev:	Date:	Init:	Description:
-	14.11.23	JH	Initial drawing

Oaktree Environmental Ltd
Waste, Planning and Environmental Consultants



DRAWING TITLE
RECEPTOR PLAN - 1,000m

CLIENT
Tom White Waste Ltd

PROJECT/SITE
Building adjacent to Shawn Dream Cars, Off Longford Road, Coventry CV6 6LN

SCALE @ A3	CLIENT NO	JOB NO
1:12,500	3206	007

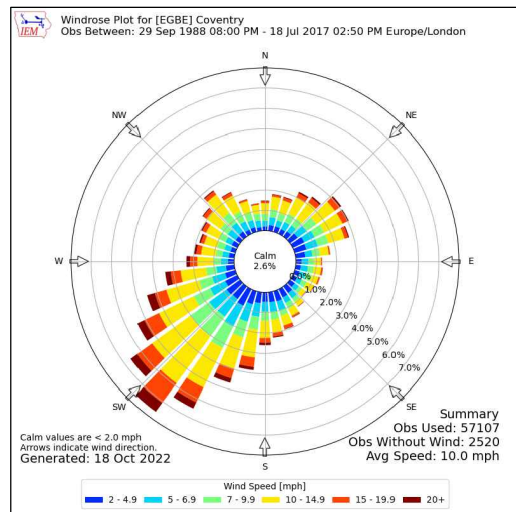
DRAWING NUMBER	REV	STATUS
STONE/3206/04A	-	Issued

DRAWN BY	CHECKED	DATE
JH	RS	14.11.23

Lime House, Road Two, Winsford, Cheshire, CW7 3QZ
t: 01606 558833 | e: sales@oaktree-environmental.co.uk

KEY:

— Permit boundary



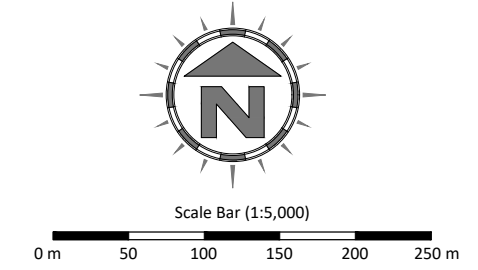
Compass Wind Rose for (EGBE) Coventry Period 1988-2017
- source: Iowa State University

NOTES
 1. Boundaries are shown indicatively.
 2. Wind rose data shows the prevailing wind direction to be Southerly.


Drawing for indication only. Reproduced with the permission of the controller of H.M.S.O. Crown copyright licence No. 100022432. This drawing is copyright and property of Oaktree Environmental Ltd.

REVISION HISTORY

Rev:	Date:	Init:	Description:
-	14.11.23	JH	Initial drawing



Oaktree Environmental Ltd
 Waste, Planning and Environmental Consultants



DRAWING TITLE
 RECEPTOR PLAN- 500m

CLIENT
 Tom White Waste Ltd

PROJECT/SITE
 Building adjacent to Shawn Dream Cars, Off Longford Road, Coventry CV6 6LN

SCALE @ A3 1:5,000	CLIENT NO 3206	JOB NO 007
------------------------------	--------------------------	----------------------

DRAWING NUMBER STONE/3206/04B	REV -	STATUS Issued
---	-----------------	-------------------------

DRAWN BY JH	CHECKED RS	DATE 14.11.23
-----------------------	----------------------	-------------------------

Lime House, Road Two, Winsford, Cheshire, CW7 3QZ
 t: 01606 558833 | e: sales@oaktree-environmental.co.uk

Appendix II

Record Forms

Odour Diary			Sheet No	
Name:		Address:		
Telephone Number:				
Date of odour:				
Time of odour:				
Location of odour, if not at above address:				
Weather conditions (dry, rain, fog, snow etc):				
Temperature (very warm, warm, mild, cold or degrees if known):				
Wind strength (none, light, steady, strong, gusting):				
Wind direction (e.g. from NE):				
What does it smell like? How unpleasant is it? Do you consider this smell offensive?				
Intensity – How strong was it? (see below 1-5):				
How long did go on for? (time):				
Was it constant or intermittent in this period:				
What do believe the source/cause to be?				
Any actions taken or other comments:				

Intensity (Detectability)

- 1 No detectable odour
- 2 Faint odour (barely detectable, need to stand still and inhale facing into the wind)
- 3 Moderate odour (odour easily detected while walking & breathing normally)
- 4 Strong odour
- 5 Very strong odour (possibly causing nausea depending on the type of odour)

**TOM WHITE WASTE LTD
COMPLAINTS REPORT FORM (TWWL/RF/7)**

Date Recorded:	Reference Number:
Name and address of caller	
Telephone number of caller	
Time and Date of call	
Nature of complaint (noise, odour, dust, other) (date, time, duration)	
Weather at the time of complaint (rain, snow, fog, etc.)	
Wind (strength, direction)	
Any other complaints relating to this report	
Any other relevant information	
Potential reasons for complaint	
The operations being carried out on site at the time of the complaint	
Follow Up	
Actions taken	
Date of call back to complainant	
Summary of call back conversation	
Recommendations	
Change in procedures	
Changes to Environmental Management System (EMS)	
Date changes implemented	
Form completed by	
Signed	
Date completed	

COMPLAINT RECORDING PROCEDURE:

Any complaints received will be recorded on form TWWL/RF/7. This form will normally be completed, signed and dated by the Site Manager; if they are not available the Office Manager will complete the form.

- 1) The name, address and telephone number of the caller will be requested.
- 2) Each complaint will be given a reference number.
- 3) The caller will be asked to give details of:
 - a) the nature of the complaint;
 - b) the time;
 - c) how long it lasted;
 - d) how often it occurs;
 - e) Is this the first time the problem has been noticed; and
 - f) what prompted them to complain.
- 4) The person completing the form will then, if possible, make a note of:
 - a) the weather conditions at the time of the problem (rain, snow, fog etc.);
 - b) strength and direction of the wind; and
 - c) the activity or activities taken place on the site at the time the noise was detected, particularly anything unusual.
- 5) The reason for the complaint will be investigated and a note of the findings added to the report.
- 6) The caller will then be contacted with an explanation of the source of the complaint if identified and the action taken to prevent a recurrence of the problem in future.
- 7) If the caller is unhappy about the outcome or unwilling to identify themselves the caller will be invited to contact the Environment Agency and or the Local Authority.

Note: Following any complaint the relevant management plan(s) will be reviewed to ensure appropriate actions are in place to counter any problems.