| Sample Point ID | Date Sampled | Acenaphthene (ug/l) | Acenaphthylene (ug/l) | Ammoniacal Nitrogen (mg/l) | Anthracene (ug/l) | Antimony (ug/l) | Arsenic (ug/l) | Barium (ug/l) | Benzene (ug/l) | Benzo(a) Anthracene (ug/l) | Benzo(a) Pyrene (ug/l) | Benzo(b) fluoranthene (ug/l) | Benzo(ghi) Perylene (ug/l) |
|---|---|---|---|---|---|---|---|---|---|---|---|---|---|
| *SW1* | *09/10/2016* | <0.01 | <0.01 | | <0.01 | <1.0 | 0.8 | 59 | <1.0 | <0.01 | <0.01 | <0.01 | <0.01 |
| *SW1* | *29/11/2016* | <0.01 | <0.01 | | <0.01 | <1.0 | 0.4 | 62 | <1.0 | <0.01 | <0.01 | <0.01 | <0.01 |
| *SW1* | *20/12/2016* | <0.01 | <0.01 | | <0.01 | <1.0 | 0.7 | 64 | <1.0 | <0.01 | <0.01 | <0.01 | <0.01 |
| *SW1* | *11/05/2017* | <0.01 | <0.01 | | <0.01 | <1.0 | 0.8 | 59 | <1.0 | <0.01 | <0.01 | <0.01 | <0.01 |
| *SW1* | *14/06/2017* | <0.01 | <0.01 | | <0.01 | <1.0 | 1.2 | 52 | <1.0 | <0.01 | <0.01 | <0.01 | <0.01 |
| *SW1* | *27/07/2017* | <0.01 | <0.01 | | <0.01 | <1.0 | 0.8 | 58 | <1.0 | <0.01 | <0.01 | <0.01 | <0.01 |
| *SW1* | *31/08/2017* | <0.01 | <0.01 | | <0.01 | 1 | 1.4 | 47 | <1.0 | <0.01 | <0.01 | <0.01 | <0.01 |
| *SW1* | *26/09/2017* | <0.01 | <0.01 | | 0.04 | <1.0 | 0.9 | 61 | <1.0 | 0.02 | <0.01 | <0.01 | <0.01 |
| *SW1* | *24/10/2017* | <0.01 | <0.01 | | <0.01 | <1.0 | 0.9 | 63 | <1.0 | <0.01 | <0.01 | <0.01 | <0.01 |
| *SW1* | *15/11/2017* | <0.01 | <0.01 | <0.05 | <0.01 | <1.0 | 0.7 | 58 | <1.0 | <0.01 | <0.01 | <0.01 | <0.01 |
| *SW1* | *14/12/2017* | <0.01 | <0.01 | 0.2 | <0.01 | <1.0 | 0.9 | 56 | <1.0 | <0.01 | <0.01 | <0.01 | <0.01 |
| *SW1* | *23/01/2018* | <0.01 | <0.01 | 0.34 | <0.01 | <1.0 | 0.8 | 50 | <1.0 | <0.01 | <0.01 | <0.01 | <0.01 |
| *SW1* | *14/02/2018* | <0.01 | <0.01 | 0.39 | <0.01 | <1.0 | 0.6 | 53 | <1.0 | 0.02 | 0.02 | 0.02 | 0.01 |
| *SW2* | *09/10/2016* | <0.01 | <0.01 | | <0.01 | <1.0 | 0.8 | 62 | <1.0 | <0.01 | <0.01 | <0.01 | <0.01 |
| *SW2* | *29/11/2016* | <0.01 | <0.01 | | <0.01 | <1.0 | 0.6 | 60 | <1.0 | <0.01 | <0.01 | <0.01 | <0.01 |
| *SW2* | *20/12/2016* | <0.01 | <0.01 | | <0.01 | <1.0 | 0.6 | 63 | <1.0 | <0.01 | <0.01 | <0.01 | <0.01 |
| *SW2* | *11/05/2017* | <0.01 | <0.01 | | <0.01 | <1.0 | 0.8 | 58 | <1.0 | <0.01 | <0.01 | <0.01 | <0.01 |
| *SW2* | *14/06/2017* | <0.01 | <0.01 | | <0.01 | <1.0 | 1 | 52 | <1.0 | <0.01 | <0.01 | <0.01 | <0.01 |
| *SW2* | *31/08/2017* | <0.01 | <0.01 | | <0.01 | <1.0 | 1.1 | 52 | <1.0 | <0.01 | <0.01 | <0.01 | <0.01 |
| *SW2* | *26/09/2017* | 0.03 | 0.02 | | 0.03 | <1.0 | 0.7 | 57 | <1.0 | <0.01 | <0.01 | <0.01 | <0.01 |
| *SW2* | *24/10/2017* | <0.01 | <0.01 | | <0.01 | <1.0 | 0.9 | 67 | <1.0 | <0.01 | <0.01 | <0.01 | <0.01 |
| *SW2* | *15/11/2017* | <0.05 | 0.05 | 31 | <0.05 | 2 | 2.6 | 89 | <1.0 | <0.05 | <0.05 | <0.05 | <0.05 |
| *SW2* | *14/12/2017* | <0.01 | <0.01 | 4.7 | <0.01 | <1.0 | 1.3 | 59 | <1.0 | <0.01 | <0.01 | <0.01 | <0.01 |
| *SW2* | *23/01/2018* | <0.01 | <0.01 | <0.05 | <0.01 | <1.0 | 0.8 | 49 | <1.0 | <0.01 | 0.01 | <0.01 | <0.01 |
| *SW2* | *14/02/2018* | <0.01 | <0.01 | 0.32 | <0.01 | <1.0 | 0.6 | 54 | <1.0 | 0.01 | <0.01 | <0.01 | <0.01 |
| *SW3* | *29/11/2016* | <0.01 | <0.01 | | <0.01 | <1.0 | 0.4 | 67 | <1.0 | <0.01 | <0.01 | <0.01 | <0.01 |
| *SW3* | *20/12/2016* | <0.01 | <0.01 | | <0.01 | <1.0 | 0.7 | 63 | <1.0 | <0.01 | <0.01 | <0.01 | <0.01 |
| *SW3* | *27/07/2017* | <0.01 | <0.01 | | <0.01 | <1.0 | 0.9 | 59 | <1.0 | <0.01 | <0.01 | <0.01 | <0.01 |
| *SW3* | *26/09/2017* | 0.02 | <0.01 | | 0.03 | <1.0 | 0.9 | 65 | <1.0 | <0.01 | <0.01 | <0.01 | <0.01 |
| *SW3* | *15/11/2017* | <0.01 | <0.01 | 0.12 | <0.01 | <1.0 | 0.9 | 60 | <1.0 | <0.01 | <0.01 | <0.01 | <0.01 |
| *SW3* | *14/12/2017* | <0.01 | <0.01 | 0.3 | <0.01 | <1.0 | 0.9 | 54 | <1.0 | <0.01 | <0.01 | <0.01 | <0.01 |
| *SW3* | *23/01/2018* | <0.01 | <0.01 | 0.34 | <0.01 | 1 | 0.8 | 50 | <1.0 | <0.01 | 0.01 | <0.01 | <0.01 |
| *SW3* | *14/02/2018* | <0.01 | <0.01 | 0.19 | <0.01 | <1.0 | 0.6 | 52 | <1.0 | 0.01 | <0.01 | <0.01 | <0.01 |
| *SW4* | *09/10/2016* | <0.01 | <0.01 | | <0.01 | <1.0 | 0.8 | 62 | <1.0 | <0.01 | <0.01 | <0.01 | <0.01 |
| *SW4* | *29/11/2016* | <0.01 | <0.01 | | <0.01 | <1.0 | 0.6 | 60 | <1.0 | <0.01 | <0.01 | <0.01 | <0.01 |
| *SW4* | *20/12/2016* | <0.01 | <0.01 | | <0.01 | <1.0 | 0.7 | 63 | <1.0 | <0.01 | <0.01 | <0.01 | <0.01 |
| *SW4* | *11/05/2017* | <0.01 | <0.01 | | <0.01 | <1.0 | 0.8 | 59 | <1.0 | <0.01 | <0.01 | <0.01 | <0.01 |
| *SW4* | *14/06/2017* | <0.01 | <0.01 | | <0.01 | <1.0 | 1.2 | 59 | <1.0 | <0.01 | <0.01 | <0.01 | <0.01 |
| *SW4* | *27/07/2017* | <0.01 | <0.01 | | <0.01 | <1.0 | 0.9 | 59 | <1.0 | <0.01 | <0.01 | <0.01 | <0.01 |
| *SW4* | *31/08/2017* | <0.01 | <0.01 | | <0.01 | <1.0 | 1.1 | 52 | <1.0 | <0.01 | <0.01 | <0.01 | <0.01 |
| *SW4* | *24/10/2017* | <0.01 | <0.01 | | <0.01 | <1.0 | 0.9 | 63 | <1.0 | <0.01 | <0.01 | <0.01 | <0.01 |
| *SW4* | *14/12/2017* | <0.01 | <0.01 | 4.8 | <0.01 | <1.0 | 1.2 | 53 | <1.0 | <0.01 | <0.01 | <0.01 | <0.01 |
| *SW4* | *23/01/2018* | <0.01 | <0.01 | <0.05 | <0.01 | <1.0 | 0.8 | 53 | <1.0 | <0.01 | 0.01 | <0.01 | <0.01 |
| *SW4* | *14/02/2018* | <0.01 | <0.01 | 0.17 | <0.01 | <1.0 | 0.6 | 54 | <1.0 | 0.01 | <0.01 | <0.01 | <0.01 |

| Sample Point ID | Date Sampled | Benzo(k) fluoranthene (ug/l) | Cadmium (ug/l) | Chloride (mg/l) | Chromium (ug/l) | Chrysene (ug/l) | Copper (ug/l) | Dibenzo(ah) Anthracene (ug/l) | Diss Oxygen (mg/l) | Electrical Conductivity (uS/cm) | Ethyl Benzene (ug/l) | Fluoranthene (ug/l) | Fluorene (ug/l) | Fluoride (mg/l) |
|---|---|---|---|---|---|---|---|---|---|---|---|---|---|---|
| *SW1* | *09/10/2016* | <0.01 | <0.02 | 95 | <1.0 | <0.01 | <0.5 | <0.01 | 8.9 | 970 | <1.0 | <0.01 | <0.01 | 0.22 |
| *SW1* | *29/11/2016* | <0.01 | 0.41 | 79 | <1.0 | <0.01 | 3.8 | <0.01 | 10 | 1200 | <1.0 | <0.01 | <0.01 | 0.63 |
| *SW1* | *20/12/2016* | <0.01 | 0.04 | 80 | <1.0 | <0.01 | 2.6 | <0.01 | 9.2 | 970 | <1.0 | <0.01 | <0.01 | 0.24 |
| *SW1* | *11/05/2017* | <0.01 | <0.02 | 84 | <1.0 | <0.01 | 3.4 | <0.01 | 9.5 | 660 | <1.0 | <0.01 | <0.01 | 0.26 |
| *SW1* | *14/06/2017* | <0.01 | 0.02 | 86 | <1.0 | <0.01 | 2.6 | <0.01 | 9.8 | 840 | <1.0 | <0.01 | <0.01 | 0.18 |
| *SW1* | *27/07/2017* | <0.01 | 0.04 | 96 | 3 | <0.01 | 3.4 | <0.01 | 9.2 | 980 | <1.0 | <0.01 | <0.01 | 0.26 |
| *SW1* | *31/08/2017* | <0.01 | 0.03 | 77 | <1.0 | <0.01 | 4.3 | <0.01 | 9.3 | 870 | <1.0 | <0.01 | <0.01 | 0.21 |
| *SW1* | *26/09/2017* | <0.01 | 0.03 | 83 | <1.0 | 0.03 | 3.5 | <0.01 | 8.6 | 820 | <1.0 | <0.01 | 0.12 | 0.2 |
| *SW1* | *24/10/2017* | <0.01 | <0.02 | 90 | <1.0 | <0.01 | 3.2 | <0.01 | 8.7 | 950 | <1.0 | <0.01 | <0.01 | 0.24 |
| *SW1* | *15/11/2017* | <0.01 | 0.03 | 97 | <1.0 | <0.01 | 2.9 | <0.01 | 9.7 | 840 | <1.0 | <0.01 | <0.01 | 0.13 |
| *SW1* | *14/12/2017* | <0.01 | 0.05 | 93 | <1.0 | <0.01 | 4.2 | <0.01 | 11 | 880 | <1.0 | <0.01 | <0.01 | 0.22 |
| *SW1* | *23/01/2018* | <0.01 | 0.04 | 67 | <1.0 | <0.01 | 3.8 | <0.01 | 11 | 830 | <1.0 | <0.01 | <0.01 | 0.24 |
| *SW1* | *14/02/2018* | 0.01 | 0.04 | 100 | <1.0 | 0.01 | 2.9 | <0.01 | 11 | 940 | <1.0 | 0.03 | <0.01 | 0.15 |
| *SW2* | *09/10/2016* | <0.01 | <0.02 | 81 | <1.0 | <0.01 | <0.5 | <0.01 | 9.3 | 820 | <1.0 | <0.01 | <0.01 | 0.15 |
| *SW2* | *29/11/2016* | <0.01 | 0.05 | 94 | <1.0 | <0.01 | 3.1 | <0.01 | 11 | 840 | <1.0 | <0.01 | <0.01 | 0.16 |
| *SW2* | *20/12/2016* | <0.01 | 0.03 | 91 | <1.0 | <0.01 | 3.1 | <0.01 | 9.8 | 860 | <1.0 | <0.01 | <0.01 | 0.14 |
| *SW2* | *11/05/2017* | <0.01 | <0.02 | 98 | <1.0 | <0.01 | 2.6 | <0.01 | 10 | 960 | <1.0 | <0.01 | <0.01 | 0.15 |
| *SW2* | *14/06/2017* | <0.01 | 0.03 | 89 | <1.0 | <0.01 | 2.6 | <0.01 | 9.8 | 950 | <1.0 | <0.01 | <0.01 | 0.26 |
| *SW2* | *31/08/2017* | <0.01 | 0.03 | 79 | <1.0 | <0.01 | 3.6 | <0.01 | 8.6 | 800 | <1.0 | <0.01 | <0.01 | 0.2 |
| *SW2* | *26/09/2017* | <0.01 | 0.02 | 93 | <1.0 | <0.01 | 3.6 | <0.01 | 8.6 | 1000 | <1.0 | <0.01 | 0.14 | 0.28 |
| *SW2* | *24/10/2017* | <0.01 | 0.02 | 84 | <1.0 | <0.01 | 3.2 | <0.01 | 8.3 | 850 | <1.0 | <0.01 | <0.01 | 0.22 |
| *SW2* | *15/11/2017* | <0.05 | 0.12 | 160 | 6 | <0.05 | 5.9 | <0.05 | 7.8 | 1500 | <1.0 | <0.05 | <0.05 | 0.27 |
| *SW2* | *14/12/2017* | <0.01 | 0.05 | 90 | 2 | <0.01 | 6.3 | <0.01 | 10 | 940 | <1.0 | <0.01 | <0.01 | 0.27 |
| *SW2* | *23/01/2018* | <0.01 | 0.05 | 59 | <1.0 | <0.01 | 4.1 | <0.01 | 11 | 840 | <1.0 | 0.02 | <0.01 | 0.21 |
| *SW2* | *14/02/2018* | <0.01 | 0.04 | 100 | <1.0 | <0.01 | 2.6 | <0.01 | 11 | 930 | <1.0 | 0.01 | <0.01 | 0.15 |
| *SW3* | *29/11/2016* | <0.01 | 0.38 | 79 | <1.0 | <0.01 | 4.8 | <0.01 | 11 | 1200 | <1.0 | <0.01 | <0.01 | 0.64 |
| *SW3* | *20/12/2016* | <0.01 | 0.03 | 79 | <1.0 | <0.01 | 2.9 | <0.01 | 10 | 970 | <1.0 | <0.01 | <0.01 | 0.23 |
| *SW3* | *27/07/2017* | <0.01 | 0.03 | 84 | 1 | <0.01 | 2.8 | <0.01 | 9.3 | 820 | <1.0 | <0.01 | <0.01 | 0.2 |
| *SW3* | *26/09/2017* | <0.01 | <0.02 | 82 | <1.0 | <0.01 | 3.5 | <0.01 | 8.7 | 810 | <1.0 | <0.01 | 0.11 | 0.19 |
| *SW3* | *15/11/2017* | <0.01 | 0.03 | 96 | <1.0 | <0.01 | 2.7 | <0.01 | 9.7 | 830 | <1.0 | <0.01 | <0.01 | 0.12 |
| *SW3* | *14/12/2017* | <0.01 | 0.05 | 95 | <1.0 | <0.01 | 4 | <0.01 | 11 | 880 | <1.0 | <0.01 | <0.01 | 0.22 |
| *SW3* | *23/01/2018* | <0.01 | 0.05 | 68 | <1.0 | <0.01 | 3.8 | <0.01 | 11 | 830 | <1.0 | 0.02 | <0.01 | 0.2 |
| *SW3* | *14/02/2018* | <0.01 | 0.03 | 84 | <1.0 | <0.01 | 3 | <0.01 | 11 | 960 | <1.0 | 0.02 | <0.01 | 0.23 |
| *SW4* | *09/10/2016* | <0.01 | <0.02 | 83 | <1.0 | <0.01 | <0.5 | <0.01 | 9.3 | 830 | <1.0 | <0.01 | <0.01 | 0.17 |
| *SW4* | *29/11/2016* | <0.01 | 0.03 | 93 | <1.0 | <0.01 | 3 | <0.01 | 11 | 840 | <1.0 | <0.01 | <0.01 | 0.14 |
| *SW4* | *20/12/2016* | <0.01 | 0.03 | 91 | <1.0 | <0.01 | 3.3 | <0.01 | 10 | 850 | <1.0 | <0.01 | <0.01 | 0.13 |
| *SW4* | *11/05/2017* | <0.01 | <0.02 | 98 | <1.0 | <0.01 | 2.5 | <0.01 | 11 | 860 | <1.0 | <0.01 | <0.01 | 0.15 |
| *SW4* | *14/06/2017* | <0.01 | <0.02 | 86 | <1.0 | <0.01 | 2.8 | <0.01 | 9.8 | 840 | <1.0 | <0.01 | <0.01 | 0.22 |
| *SW4* | *27/07/2017* | <0.01 | <0.02 | 83 | <1.0 | <0.01 | 2.5 | <0.01 | 9.3 | 820 | <1.0 | <0.01 | <0.01 | 0.19 |
| *SW4* | *31/08/2017* | <0.01 | 0.02 | 78 | <1.0 | <0.01 | 3.6 | <0.01 | 8.4 | 770 | <1.0 | <0.01 | <0.01 | 0.22 |
| *SW4* | *24/10/2017* | <0.01 | 0.08 | 84 | <1.0 | <0.01 | 2.7 | <0.01 | 8.4 | 850 | <1.0 | <0.01 | <0.01 | 0.21 |
| *SW4* | *14/12/2017* | <0.01 | 0.05 | 90 | 2 | <0.01 | 4.6 | <0.01 | 10 | 950 | <1.0 | <0.01 | <0.01 | 0.26 |
| *SW4* | *23/01/2018* | <0.01 | 0.04 | 59 | <1.0 | <0.01 | 3.7 | <0.01 | 11 | 850 | <1.0 | 0.02 | <0.01 | 0.23 |
| *SW4* | *14/02/2018* | <0.01 | 0.03 | 85 | <1.0 | <0.01 | 6.9 | <0.01 | 11 | 960 | <1.0 | 0.01 | <0.01 | 0.22 |

| Sample Point ID | Date Sampled | Indeno(123-cd) Pyrene (ug/l) | Lead (ug/l) | M/P Xylene (ug/l) | Mercury (ug/l) | Molybdenum (ug/l) | Naphthalene (ug/l) | Nickel (ug/l) | Ortho-Xylene (ug/l) | PAH(total) (ug/l) | Phenanthrene (ug/l) | Phenols (Mono) (mg/l) | Pyrene (ug/l) | Selenium (ug/l) | Sulphate (mg/l) |
|---|---|---|---|---|---|---|---|---|---|---|---|---|---|---|---|
| *SW1* | *09/10/2016* | <0.01 | <0.3 | <1.0 | <0.05 | <1.0 | <0.01 | 1 | <1.0 | <0.01 | <0.01 | <0.02 | <0.01 | 0.6 | 93 |
| *SW1* | *29/11/2016* | <0.01 | <0.3 | <1.0 | <0.05 | 1 | 0.01 | 82 | <1.0 | 0.01 | <0.01 | <0.02 | <0.01 | 1.9 | 290 |
| *SW1* | *20/12/2016* | <0.01 | <0.3 | <1.0 | <0.05 | <1.0 | <0.01 | 2 | <1.0 | <0.01 | <0.01 | <0.02 | <0.01 | 0.7 | 81 |
| *SW1* | *11/05/2017* | <0.01 | 0.5 | <1.0 | <0.05 | 1 | 0.47 | 2 | <1.0 | 0.47 | <0.01 | <0.02 | <0.01 | 0.7 | 96 |
| *SW1* | *14/06/2017* | <0.01 | 0.4 | <1.0 | <0.05 | <1.0 | <0.01 | 3 | <1.0 | <0.01 | <0.01 | <0.02 | <0.01 | 0.5 | 87 |
| *SW1* | *27/07/2017* | <0.01 | 1.3 | <1.0 | 0.4 | 1 | <0.01 | 4 | <1.0 | <0.01 | <0.01 | <0.02 | <0.01 | 0.7 | 83 |
| *SW1* | *31/08/2017* | <0.01 | 0.4 | <1.0 | <0.05 | <1.0 | <0.01 | 4 | <1.0 | <0.01 | <0.01 | <0.02 | <0.01 | 0.7 | 100 |
| *SW1* | *26/09/2017* | <0.01 | <0.3 | <1.0 | <0.05 | <1.0 | 2.3 | 3 | <1.0 | 2.6 | 0.08 | <0.02 | 0.05 | <0.5 | 92 |
| *SW1* | *24/10/2017* | <0.01 | 0.5 | <1.0 | <0.05 | 1 | <0.01 | 3 | <1.0 | <0.01 | <0.01 | <0.02 | <0.01 | 0.5 | 97 |
| *SW1* | *15/11/2017* | <0.01 | <0.3 | <1.0 | <0.05 | <1.0 | <0.01 | 3 | <1.0 | 0.02 | 0.02 | <0.02 | <0.01 | <0.5 | 97 |
| *SW1* | *14/12/2017* | <0.01 | 0.3 | <1.0 | <0.05 | <1.0 | <0.01 | 3 | <1.0 | 0.02 | 0.02 | <0.02 | <0.01 | 1 | 81 |
| *SW1* | *23/01/2018* | <0.01 | <0.3 | <1.0 | <0.05 | <1.0 | <0.01 | 4 | <1.0 | <0.01 | <0.01 | <0.02 | <0.01 | 0.9 | 91 |
| *SW1* | *14/02/2018* | 0.01 | <0.3 | <1.0 | <0.05 | <1.0 | <0.01 | 4 | <1.0 | 0.17 | 0.01 | <0.02 | 0.03 | 0.7 | 76 |
| *SW2* | *09/10/2016* | <0.01 | <0.3 | <1.0 | <0.05 | <1.0 | <0.01 | 2 | <1.0 | <0.01 | <0.01 | <0.02 | <0.01 | <0.5 | 89 |
| *SW2* | *29/11/2016* | <0.01 | <0.3 | <1.0 | <0.05 | 3 | 0.01 | 6 | <1.0 | 0.01 | <0.01 | <0.02 | <0.01 | 0.5 | 83 |
| *SW2* | *20/12/2016* | <0.01 | <0.3 | <1.0 | <0.05 | <1.0 | 0.01 | 4 | <1.0 | 0.01 | <0.01 | <0.02 | <0.01 | 0.5 | 99 |
| *SW2* | *11/05/2017* | <0.01 | 0.4 | <1.0 | <0.05 | <1.0 | 0.44 | 3 | <1.0 | 0.44 | <0.01 | <0.02 | <0.01 | 0.5 | 97 |
| *SW2* | *14/06/2017* | <0.01 | 0.3 | <1.0 | <0.05 | 1 | <0.01 | 2 | <1.0 | <0.01 | <0.01 | <0.02 | <0.01 | 0.6 | 97 |
| *SW2* | *31/08/2017* | <0.01 | <0.3 | <1.0 | <0.05 | <1.0 | <0.01 | 3 | <1.0 | <0.01 | <0.01 | <0.02 | <0.01 | <0.5 | 79 |
| *SW2* | *26/09/2017* | <0.01 | <0.3 | <1.0 | <0.05 | 1 | 2.5 | 2 | <1.0 | 2.9 | 0.11 | <0.02 | 0.05 | 0.6 | 97 |
| *SW2* | *24/10/2017* | <0.01 | 0.4 | <1.0 | <0.05 | <1.0 | <0.01 | 3 | <1.0 | <0.01 | <0.01 | <0.02 | <0.01 | <0.5 | 91 |
| *SW2* | *15/11/2017* | <0.05 | <0.3 | <1.0 | <0.05 | 2 | 0.23 | 25 | <1.0 | <0.05 | <0.05 | <0.02 | <0.05 | 0.6 | 92 |
| *SW2* | *14/12/2017* | <0.01 | 0.5 | <1.0 | <0.05 | 1 | 0.02 | 6 | <1.0 | 0.04 | 0.03 | <0.02 | <0.01 | 1.3 | 85 |
| *SW2* | *23/01/2018* | <0.01 | <0.3 | <1.0 | <0.05 | 1 | <0.01 | 2 | <1.0 | 0.07 | 0.01 | <0.02 | 0.02 | 1.2 | 73 |
| *SW2* | *14/02/2018* | <0.01 | <0.3 | <1.0 | <0.05 | <1.0 | <0.01 | 4 | <1.0 | 0.05 | 0.01 | <0.02 | 0.01 | 0.7 | 69 |
| *SW3* | *29/11/2016* | <0.01 | <0.3 | <1.0 | <0.05 | <1.0 | 0.01 | 86 | <1.0 | 0.01 | <0.01 | <0.02 | <0.01 | 1.9 | 290 |
| *SW3* | *20/12/2016* | <0.01 | <0.3 | <1.0 | <0.05 | <1.0 | <0.01 | 2 | <1.0 | <0.01 | <0.01 | <0.02 | <0.01 | 0.7 | 98 |
| *SW3* | *27/07/2017* | <0.01 | 0.6 | <1.0 | 0.12 | <1.0 | <0.01 | 3 | <1.0 | <0.01 | <0.01 | <0.02 | <0.01 | 0.5 | 93 |
| *SW3* | *26/09/2017* | <0.01 | <0.3 | <1.0 | <0.05 | 1 | 2.2 | 3 | <1.0 | 2.5 | 0.09 | <0.02 | 0.03 | <0.5 | 85 |
| *SW3* | *15/11/2017* | <0.01 | <0.3 | <1.0 | <0.05 | 1 | <0.01 | 3 | <1.0 | <0.01 | <0.01 | <0.02 | <0.01 | <0.5 | 93 |
| *SW3* | *14/12/2017* | <0.01 | 0.4 | <1.0 | <0.05 | <1.0 | <0.01 | 3 | <1.0 | 0.02 | 0.02 | <0.02 | <0.01 | 0.9 | 78 |
| *SW3* | *23/01/2018* | <0.01 | <0.3 | <1.0 | <0.05 | <1.0 | <0.01 | 4 | <1.0 | 0.07 | 0.01 | <0.02 | 0.02 | 0.9 | 92 |
| *SW3* | *14/02/2018* | <0.01 | <0.3 | <1.0 | <0.05 | <1.0 | <0.01 | 2 | <1.0 | 0.06 | 0.01 | <0.02 | 0.02 | 1 | 92 |
| *SW4* | *09/10/2016* | <0.01 | <0.3 | <1.0 | <0.05 | 2 | <0.01 | 2 | <1.0 | <0.01 | <0.01 | <0.02 | <0.01 | <0.5 | 86 |
| *SW4* | *29/11/2016* | <0.01 | <0.3 | <1.0 | <0.05 | <1.0 | 0.03 | 6 | <1.0 | 0.03 | <0.01 | <0.02 | <0.01 | 0.5 | 83 |
| *SW4* | *20/12/2016* | <0.01 | <0.3 | <1.0 | <0.05 | <1.0 | <0.01 | 4 | <1.0 | <0.01 | <0.01 | <0.02 | <0.01 | 0.5 | 97 |
| *SW4* | *11/05/2017* | <0.01 | 0.5 | <1.0 | <0.05 | <1.0 | 0.43 | 3 | <1.0 | 0.43 | <0.01 | <0.02 | <0.01 | <0.5 | 97 |
| *SW4* | *14/06/2017* | <0.01 | 0.7 | <1.0 | <0.05 | <1.0 | <0.01 | 3 | <1.0 | <0.01 | <0.01 | <0.02 | <0.01 | <0.5 | 85 |
| *SW4* | *27/07/2017* | <0.01 | 0.8 | <1.0 | <0.05 | <1.0 | <0.01 | 2 | <1.0 | <0.01 | <0.01 | <0.02 | <0.01 | 0.6 | 93 |
| *SW4* | *31/08/2017* | <0.01 | <0.3 | <1.0 | <0.05 | <1.0 | <0.01 | 3 | <1.0 | <0.01 | <0.01 | <0.02 | <0.01 | <0.5 | 81 |
| *SW4* | *24/10/2017* | <0.01 | 0.4 | <1.0 | <0.05 | <1.0 | <0.01 | 7 | <1.0 | <0.01 | <0.01 | <0.02 | <0.01 | <0.5 | 89 |
| *SW4* | *14/12/2017* | <0.01 | 0.3 | <1.0 | <0.05 | 1 | 0.02 | 6 | <1.0 | 0.07 | 0.03 | <0.02 | 0.02 | 1.3 | 83 |
| *SW4* | *23/01/2018* | <0.01 | <0.3 | <1.0 | <0.05 | 2 | <0.01 | 2 | <1.0 | 0.05 | <0.01 | <0.02 | 0.02 | 1.2 | 74 |
| *SW4* | *14/02/2018* | <0.01 | <0.3 | <1.0 | <0.05 | <1.0 | 0.02 | 2 | <1.0 | 0.07 | 0.01 | <0.02 | 0.01 | 1 | 94 |

| Sample Point ID | Date Sampled | TPH (C10-C40) (ug/l) | Toluene (ug/l) | Zinc (ug/l) | pH |
|---|---|---|---|---|---|
| *SW1* | *09/10/2016* | 60 | <1.0 | 4 | 8.1 |
| *SW1* | *29/11/2016* | 50 | <1.0 | 32 | 8 |
| *SW1* | *20/12/2016* | 40 | <1.0 | 6 | 8 |
| *SW1* | *11/05/2017* | 110 | <1.0 | 6 | 8.1 |
| *SW1* | *14/06/2017* | 80 | <1.0 | 3 | 7.9 |
| *SW1* | *27/07/2017* | 120 | <1.0 | 69 | 8.3 |
| *SW1* | *31/08/2017* | 60 | <1.0 | 7 | 8.2 |
| *SW1* | *26/09/2017* | <20.0 | <1.0 | 5 | 7.5 |
| *SW1* | *24/10/2017* | 70 | <1.0 | 4 | 8.2 |
| *SW1* | *15/11/2017* | 400 | <1.0 | 6 | 7.8 |
| *SW1* | *14/12/2017* | 180 | <1.0 | 6 | 8 |
| *SW1* | *23/01/2018* | 190 | <1.0 | 6 | 8 |
| *SW1* | *14/02/2018* | 130 | <1.0 | 10 | 8.1 |
| *SW2* | *09/10/2016* | 90 | <1.0 | <2.0 | 8.1 |
| *SW2* | *29/11/2016* | 60 | <1.0 | 7 | 8 |
| *SW2* | *20/12/2016* | 50 | <1.0 | 4 | 7.9 |
| *SW2* | *11/05/2017* | 120 | <1.0 | 2 | 8.1 |
| *SW2* | *14/06/2017* | 90 | <1.0 | 7 | 8.2 |
| *SW2* | *31/08/2017* | 60 | <1.0 | 7 | 8.1 |
| *SW2* | *26/09/2017* | <20.0 | <1.0 | 9 | 7.6 |
| *SW2* | *24/10/2017* | 60 | <1.0 | 5 | 8.2 |
| *SW2* | *15/11/2017* | 900 | <1.0 | 11 | 8.3 |
| *SW2* | *14/12/2017* | 280 | <1.0 | 9 | 8 |
| *SW2* | *23/01/2018* | 270 | <1.0 | 7 | 8.2 |
| *SW2* | *14/02/2018* | 150 | <1.0 | 5 | 8.1 |
| *SW3* | *29/11/2016* | 45 | <1.0 | 32 | 8 |
| *SW3* | *20/12/2016* | 60 | <1.0 | 17 | 8 |
| *SW3* | *27/07/2017* | 120 | <1.0 | 23 | 8.3 |
| *SW3* | *26/09/2017* | <20.0 | <1.0 | 4 | 7.6 |
| *SW3* | *15/11/2017* | 290 | <1.0 | 5 | 8.3 |
| *SW3* | *14/12/2017* | 240 | <1.0 | 6 | 8 |
| *SW3* | *23/01/2018* | 250 | <1.0 | 6 | 8.1 |
| *SW3* | *14/02/2018* | 130 | <1.0 | 6 | 8.2 |
| *SW4* | *09/10/2016* | 110 | <1.0 | 9 | 8.1 |
| *SW4* | *29/11/2016* | 40 | <1.0 | 4 | 8 |
| *SW4* | *20/12/2016* | 60 | <1.0 | 4 | 8 |
| *SW4* | *11/05/2017* | 160 | <1.0 | 3 | 8.1 |
| *SW4* | *14/06/2017* | 70 | <1.0 | 7 | 8 |
| *SW4* | *27/07/2017* | 120 | <1.0 | 3 | 8.3 |
| *SW4* | *31/08/2017* | 80 | <1.0 | 5 | 8 |
| *SW4* | *24/10/2017* | 140 | <1.0 | 5 | 8.1 |
| *SW4* | *14/12/2017* | 200 | <1.0 | 7 | 8 |
| *SW4* | *23/01/2018* | 180 | <1.0 | 5 | 8.1 |
| *SW4* | *14/02/2018* | 150 | <1.0 | 5 | 8.2 |

| | | | | |
|---|---|---|---|---|
| Min | 0.4 | 0.6 | 0.4 | 0.6 |
| Mean | 0.84 | 0.98 | 0.76 | 0.87 |
| Max | 1.4 | 2.6 | 0.9 | 1.2 |
| StDev | 0.25 | 0.55 | 0.18 | 0.21 |

| **As [Dissolved] (ug/l)** | Sample Point ID | | | |
|---|---|---|---|---|
| Date Sampled | SW1 | SW2 | SW3 | SW4 |
| 09/10/2016 | 0.8 | 0.8 | | 0.8 |
| 29/11/2016 | 0.4 | 0.6 | 0.4 | 0.6 |
| 20/12/2016 | 0.7 | 0.6 | 0.7 | 0.7 |
| 11/05/2017 | 0.8 | 0.8 | | 0.8 |
| 14/06/2017 | 1.2 | 1 | | 1.2 |
| 27/07/2017 | 0.8 | | 0.9 | 0.9 |
| 31/08/2017 | 1.4 | 1.1 | | 1.1 |
| 26/09/2017 | 0.9 | 0.7 | 0.9 | |
| 24/10/2017 | 0.9 | 0.9 | | 0.9 |
| 15/11/2017 | 0.7 | 2.6 | 0.9 | |
| 14/12/2017 | 0.9 | 1.3 | 0.9 | 1.2 |
| 23/01/2018 | 0.8 | 0.8 | 0.8 | 0.8 |
| 14/02/2018 | 0.6 | 0.6 | 0.6 | 0.6 |

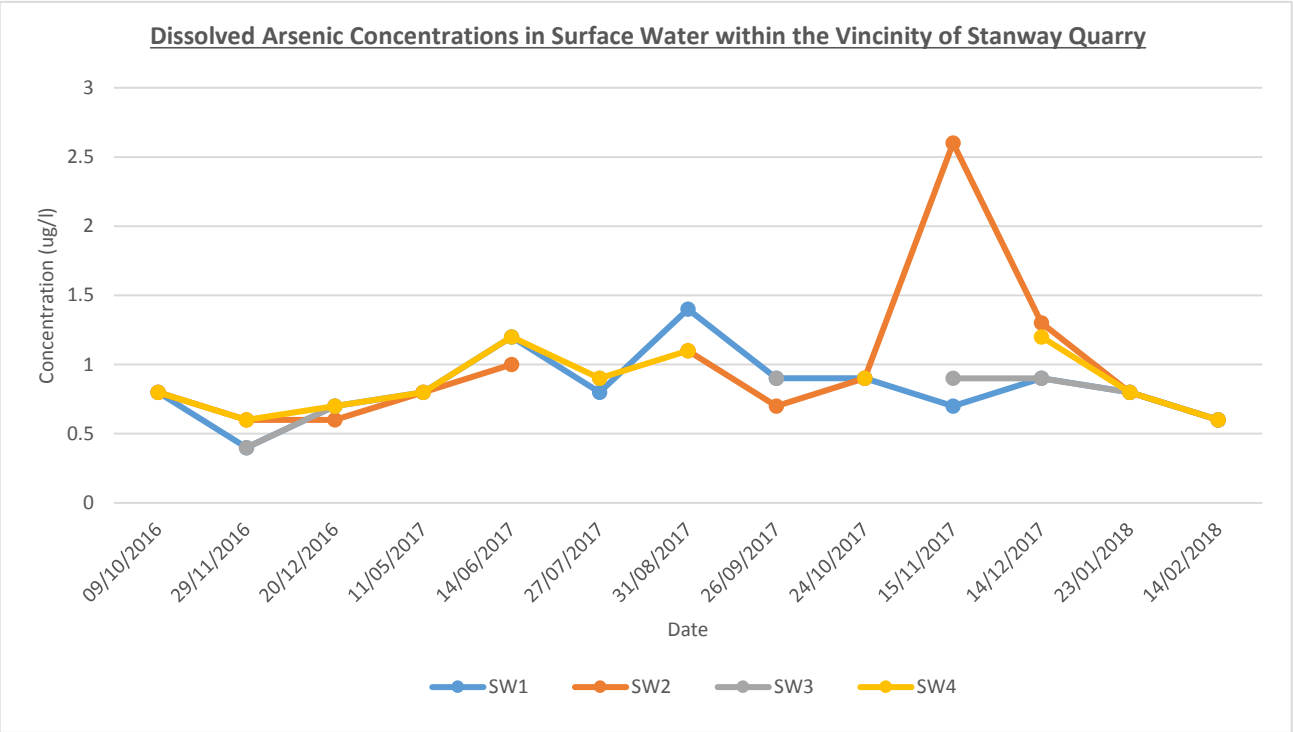

| | | | | |
|---|---|---|---|---|
| Min | 47 | 49 | 50 | 52 |
| Mean | 57.08 | 60.17 | 58.75 | 57.91 |
| Max | 64 | 89 | 67 | 63 |
| StDev | 5.22 | 10.45 | 6.23 | 4.18 |

| **Ba [Dissolved] (ug/l)** | Sample Point ID | | | |
|---|---|---|---|---|
| Date Sampled | SW1 | SW2 | SW3 | SW4 |
| 09/10/2016 | 59 | 62 | | 62 |
| 29/11/2016 | 62 | 60 | 67 | 60 |
| 20/12/2016 | 64 | 63 | 63 | 63 |
| 11/05/2017 | 59 | 58 | | 59 |
| 14/06/2017 | 52 | 52 | | 59 |
| 27/07/2017 | 58 | | 59 | 59 |
| 31/08/2017 | 47 | 52 | | 52 |
| 26/09/2017 | 61 | 57 | 65 | |
| 24/10/2017 | 63 | 67 | | 63 |
| 15/11/2017 | 58 | 89 | 60 | |
| 14/12/2017 | 56 | 59 | 54 | 53 |
| 23/01/2018 | 50 | 49 | 50 | 53 |
| 14/02/2018 | 53 | 54 | 52 | 54 |

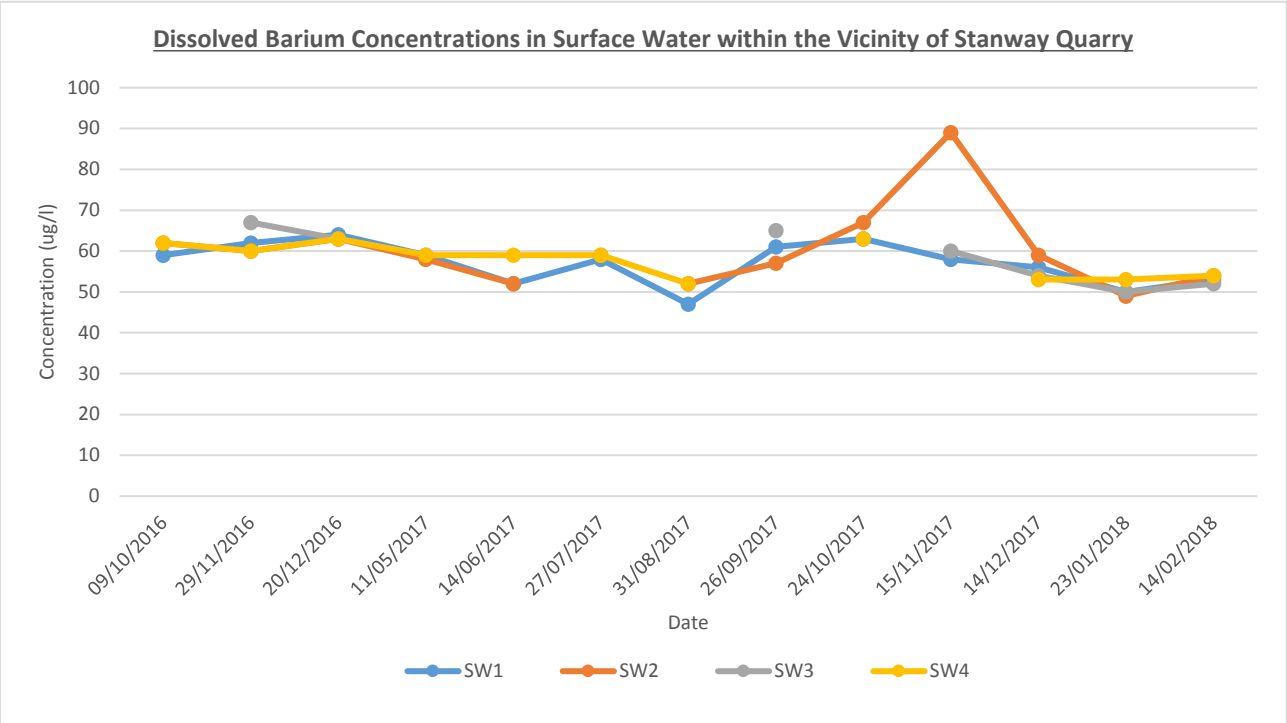

| | | | | |
|---|---|---|---|---|
| Min | <0.02 | <0.02 | <0.02 | <0.02 |
| Mean | 0.06 | 0.04 | 0.08 | 0.03 |
| Max | 0.41 | 0.12 | 0.38 | 0.08 |
| StDev | 0.11 | 0.03 | 0.12 | 0.03 |

| **Cd [Dissolved] (ug/l)** | Sample Point ID | | | |
|---|---|---|---|---|
| Date Sampled | SW1 | SW2 | SW3 | SW4 |
| 09/10/2016 | 0 | 0 | | 0 |
| 29/11/2016 | 0.41 | 0.05 | 0.38 | 0.03 |
| 20/12/2016 | 0.04 | 0.03 | 0.03 | 0.03 |
| 11/05/2017 | 0 | 0 | | 0 |
| 14/06/2017 | 0.02 | 0.03 | | 0 |
| 27/07/2017 | 0.04 | | 0.03 | 0 |
| 31/08/2017 | 0.03 | 0.03 | | 0.02 |
| 26/09/2017 | 0.03 | 0.02 | 0 | |
| 24/10/2017 | 0 | 0.02 | | 0.08 |
| 15/11/2017 | 0.03 | 0.12 | 0.03 | |
| 14/12/2017 | 0.05 | 0.05 | 0.05 | 0.05 |
| 23/01/2018 | 0.04 | 0.05 | 0.05 | 0.04 |
| 14/02/2018 | 0.04 | 0.04 | 0.03 | 0.03 |

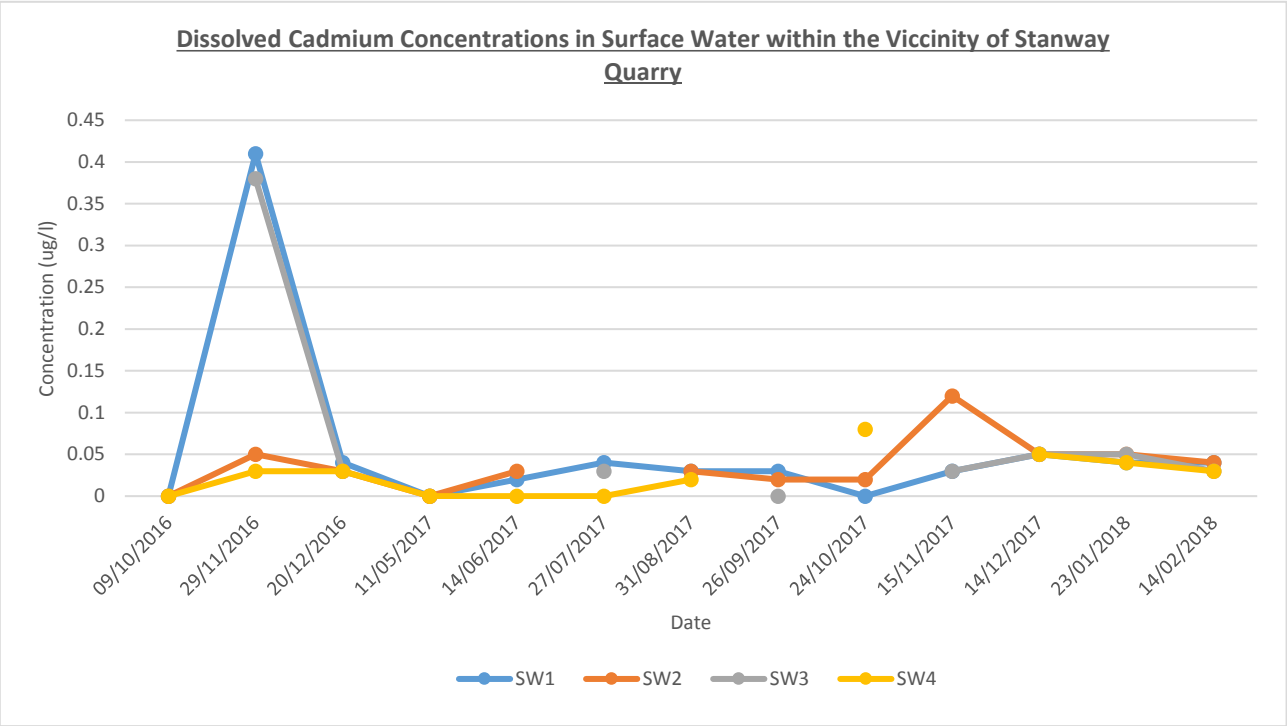

| | | | | |
|---|---|---|---|---|
| Min | <0.5 | <0.5 | 2.7 | <0.5 |
| Mean | 3.12 | 3.39 | 3.44 | 3.24 |
| Max | 4.3 | 6.3 | 4.8 | 6.9 |
| StDev | 1.09 | 1.62 | 0.73 | 1.67 |

| **Cu [Dissolved] (ug/l)** | Sample Point ID | | | |
|---|---|---|---|---|
| Date Sampled | SW1 | SW2 | SW3 | SW4 |
| 09/10/2016 | 0 | 0 | | 0 |
| 29/11/2016 | 3.8 | 3.1 | 4.8 | 3 |
| 20/12/2016 | 2.6 | 3.1 | 2.9 | 3.3 |
| 11/05/2017 | 3.4 | 2.6 | | 2.5 |
| 14/06/2017 | 2.6 | 2.6 | | 2.8 |
| 27/07/2017 | 3.4 | | 2.8 | 2.5 |
| 31/08/2017 | 4.3 | 3.6 | | 3.6 |
| 26/09/2017 | 3.5 | 3.6 | 3.5 | |
| 24/10/2017 | 3.2 | 3.2 | | 2.7 |
| 15/11/2017 | 2.9 | 5.9 | 2.7 | |
| 14/12/2017 | 4.2 | 6.3 | 4 | 4.6 |
| 23/01/2018 | 3.8 | 4.1 | 3.8 | 3.7 |
| 14/02/2018 | 2.9 | 2.6 | 3 | 6.9 |

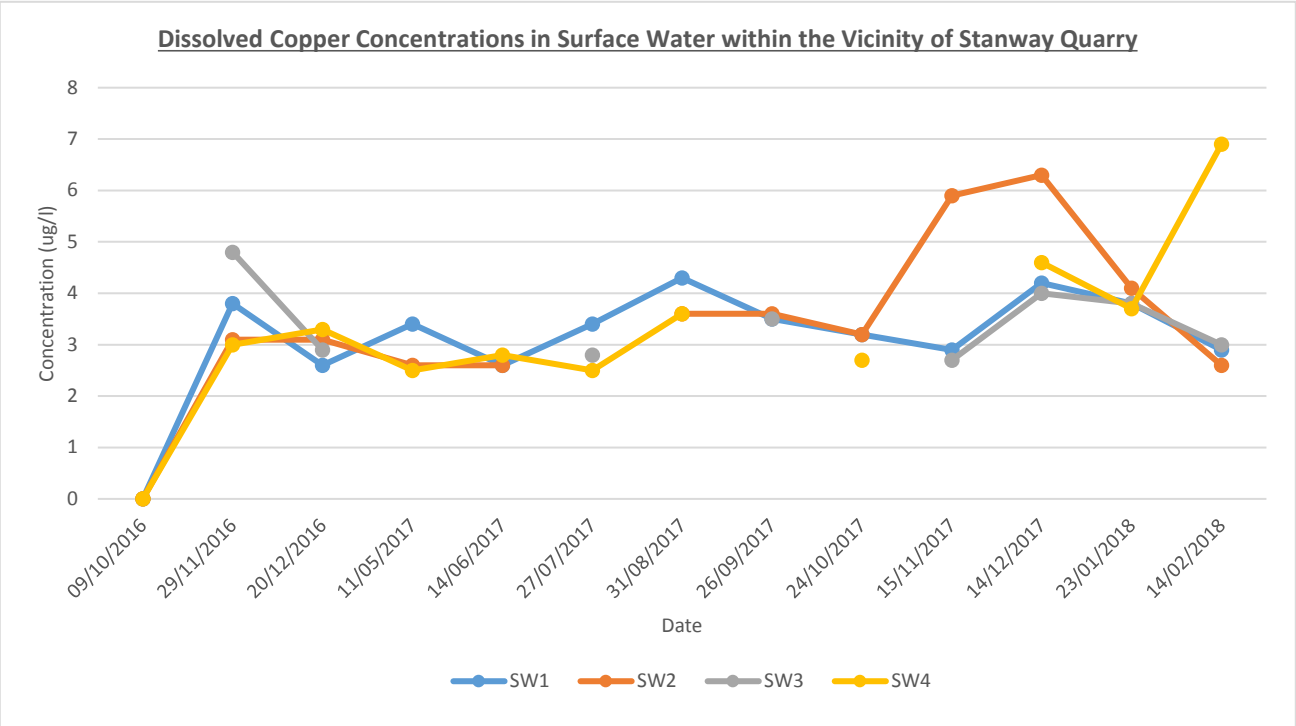

| | | | | |
|---|---|---|---|---|
| Min | <0.05 | <0.05 | <0.05 | <0.05 |
| Mean | | | | |
| Max | 0.4 | <0.05 | 0.12 | <0.05 |
| StDev | | | | |

| **Hg [Dissolved] (ug/l)** | Sample Point ID | | | |
|---|---|---|---|---|
| Date Sampled | SW1 | SW2 | SW3 | SW4 |
| 09/10/2016 | 0 | 0 | | 0 |
| 29/11/2016 | 0 | 0 | 0 | 0 |
| 20/12/2016 | 0 | 0 | 0 | 0 |
| 11/05/2017 | 0 | 0 | | 0 |
| 14/06/2017 | 0 | 0 | | 0 |
| 27/07/2017 | 0.4 | | 0.12 | 0 |
| 31/08/2017 | 0 | 0 | | 0 |
| 26/09/2017 | 0 | 0 | 0 | |
| 24/10/2017 | 0 | 0 | | 0 |
| 15/11/2017 | 0 | 0 | 0 | |
| 14/12/2017 | 0 | 0 | 0 | 0 |
| 23/01/2018 | 0 | 0 | 0 | 0 |
| 14/02/2018 | 0 | 0 | 0 | 0 |

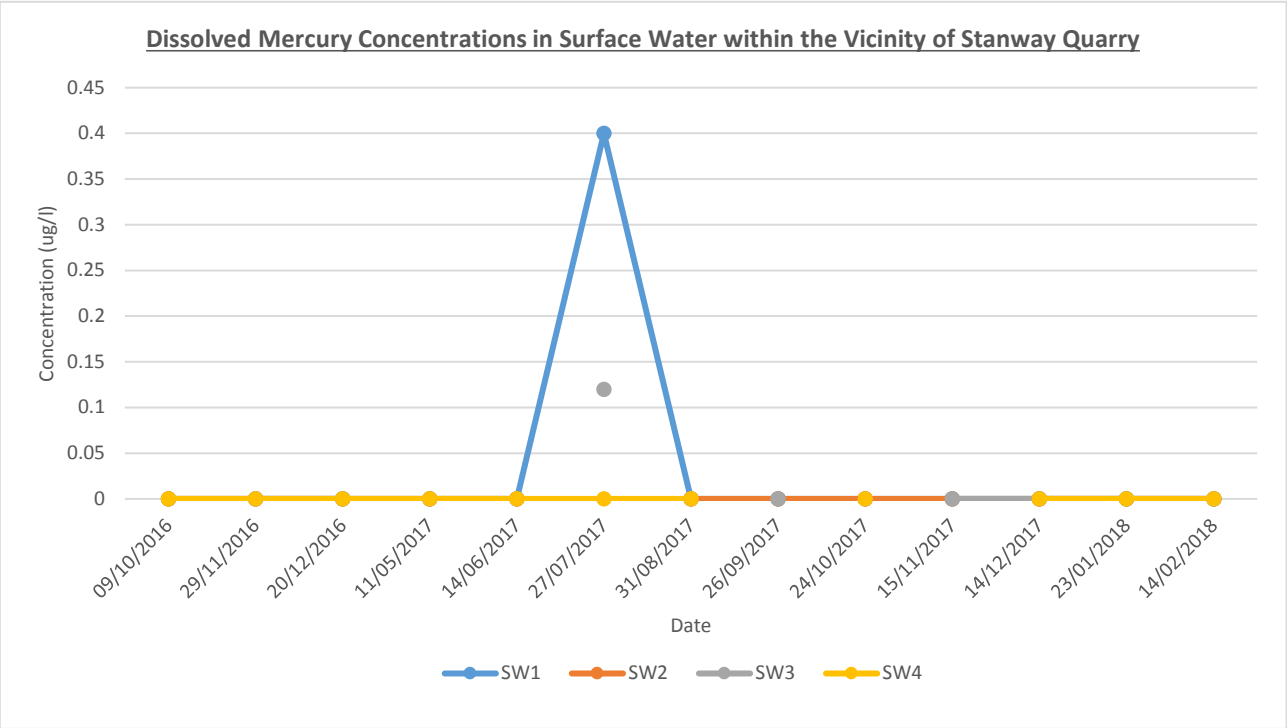

| | | | | |
|---|---|---|---|---|
| Min | <1 | <1 | <1 | <1 |
| Mean | | | | |
| Max | 1 | 3 | 1 | 2 |
| StDev | | | | |

| **Mo [Dissolved] (ug/l)** | Sample Point ID | | | |
|---|---|---|---|---|
| Date Sampled | SW1 | SW2 | SW3 | SW4 |
| 09/10/2016 | 0 | 0 | | 2 |
| 29/11/2016 | 1 | 3 | 0 | 0 |
| 20/12/2016 | 0 | 0 | 0 | 0 |
| 11/05/2017 | 1 | 0 | | 0 |
| 14/06/2017 | 0 | 1 | | 0 |
| 27/07/2017 | 1 | | 0 | 0 |
| 31/08/2017 | 0 | 0 | | 0 |
| 26/09/2017 | 0 | 1 | 1 | |
| 24/10/2017 | 1 | 0 | | 0 |
| 15/11/2017 | 0 | 2 | 1 | |
| 14/12/2017 | 0 | 1 | 0 | 1 |
| 23/01/2018 | 0 | 1 | 0 | 2 |
| 14/02/2018 | 0 | 0 | 0 | 0 |

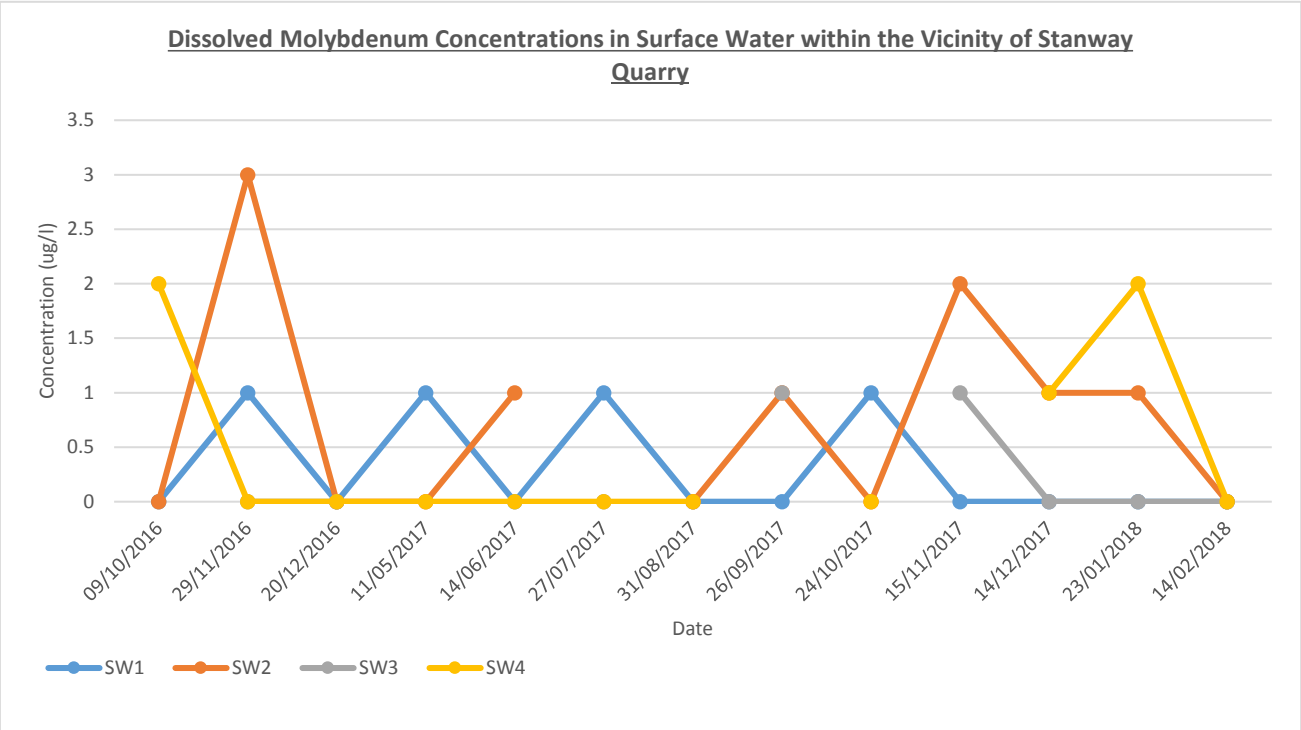

| | | | | |
|---|---|---|---|---|
| Min | 1 | 2 | 2 | 2 |
| Mean | 9.08 | 5.17 | 13.25 | 3.64 |
| Max | 82 | 25 | 86 | 7 |
| StDev | 21.93 | 6.41 | 29.40 | 1.86 |

| **Ni [Dissolved] (ug/l)** | Sample Point ID | | | |
|---|---|---|---|---|
| Date Sampled | SW1 | SW2 | SW3 | SW4 |
| 09/10/2016 | 1 | 2 | | 2 |
| 29/11/2016 | 82 | 6 | 86 | 6 |
| 20/12/2016 | 2 | 4 | 2 | 4 |
| 11/05/2017 | 2 | 3 | | 3 |
| 14/06/2017 | 3 | 2 | | 3 |
| 27/07/2017 | 4 | | 3 | 2 |
| 31/08/2017 | 4 | 3 | | 3 |
| 26/09/2017 | 3 | 2 | 3 | |
| 24/10/2017 | 3 | 3 | | 7 |
| 15/11/2017 | 3 | 25 | 3 | |
| 14/12/2017 | 3 | 6 | 3 | 6 |
| 23/01/2018 | 4 | 2 | 4 | 2 |
| 14/02/2018 | 4 | 4 | 2 | 2 |

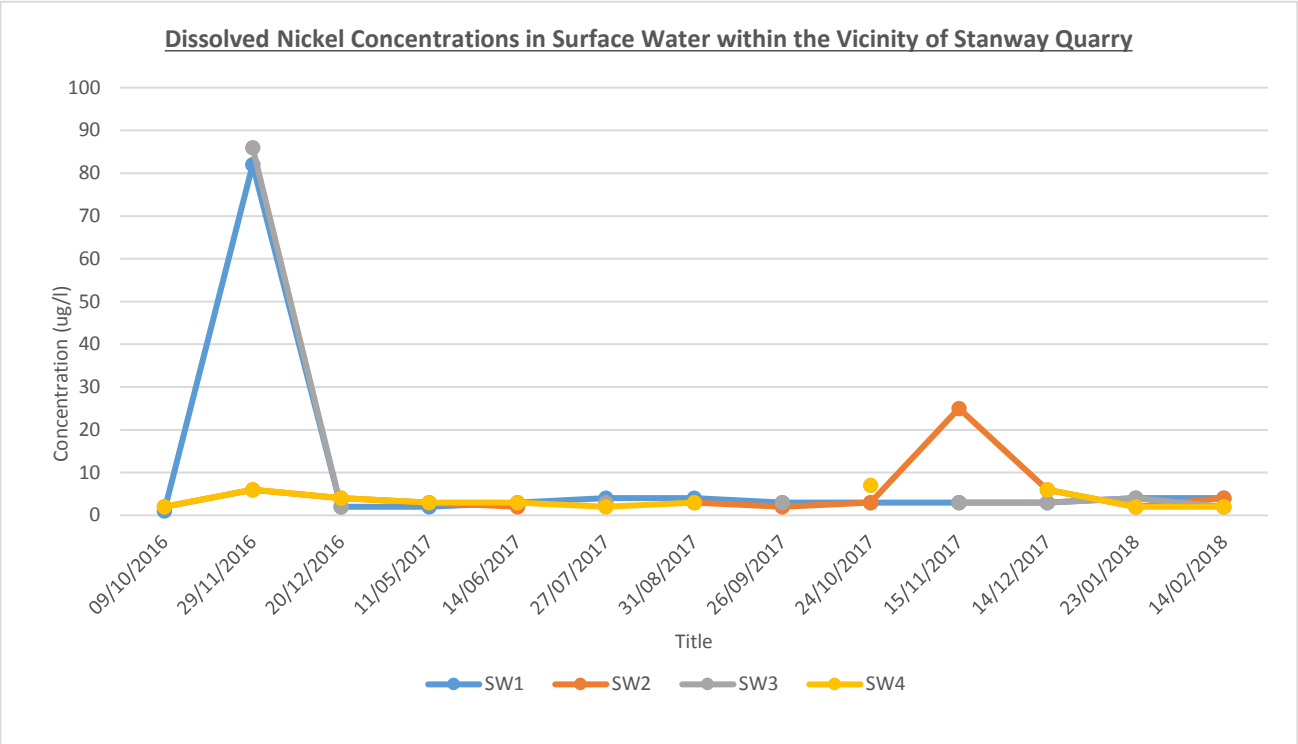

| | | | | |
|---|---|---|---|---|
| Min | <0.3 | <0.3 | <0.3 | <0.3 |
| Mean | 0.26 | 0.13 | 0.13 | 0.25 |
| Max | 1.3 | 0.5 | 0.6 | 0.8 |
| StDev | 0.38 | 0.20 | 0.24 | 0.31 |

| **Pb [Dissolved[ (ug/l)** | Sample Point ID | | | |
|---|---|---|---|---|
| Date Sampled | SW1 | SW2 | SW3 | SW4 |
| 09/10/2016 | 0 | 0 | | 0 |
| 29/11/2016 | 0 | 0 | 0 | 0 |
| 20/12/2016 | 0 | 0 | 0 | 0 |
| 11/05/2017 | 0.5 | 0.4 | | 0.5 |
| 14/06/2017 | 0.4 | 0.3 | | 0.7 |
| 27/07/2017 | 1.3 | | 0.6 | 0.8 |
| 31/08/2017 | 0.4 | 0 | | 0 |
| 26/09/2017 | 0 | 0 | 0 | |
| 24/10/2017 | 0.5 | 0.4 | | 0.4 |
| 15/11/2017 | 0 | 0 | 0 | |
| 14/12/2017 | 0.3 | 0.5 | 0.4 | 0.3 |
| 23/01/2018 | 0 | 0 | 0 | 0 |
| 14/02/2018 | 0 | 0 | 0 | 0 |

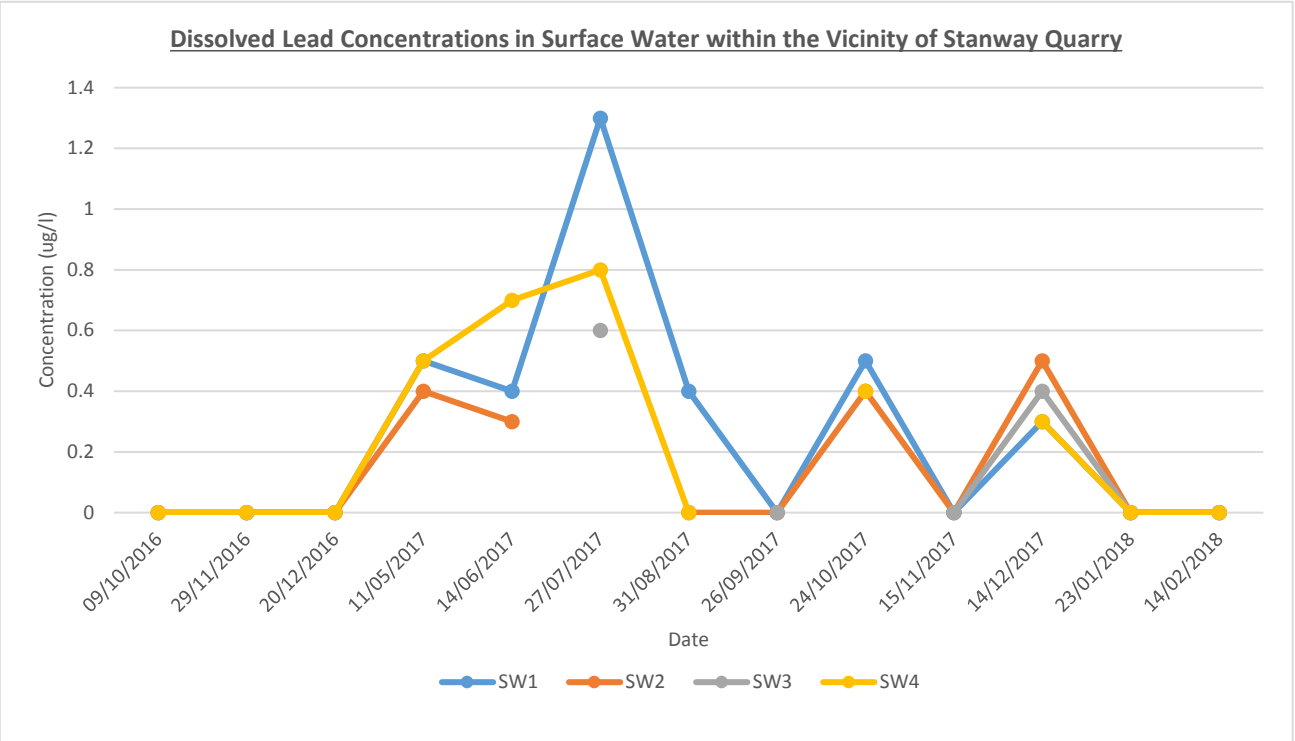

| | | | | |
|---|---|---|---|---|
| Min | <1 | <1 | <1 | <1 |
| Mean | | | | |
| Max | 1 | 2 | 1 | <1 |
| StDev | | | | |

| **Sb [Dissolved] (ug/l)** | Sample Point ID | | | |
|---|---|---|---|---|
| Date Sampled | SW1 | SW2 | SW3 | SW4 |
| 09/10/2016 | 0 | 0 | | 0 |
| 29/11/2016 | 0 | 0 | 0 | 0 |
| 20/12/2016 | 0 | 0 | 0 | 0 |
| 11/05/2017 | 0 | 0 | | 0 |
| 14/06/2017 | 0 | 0 | | 0 |
| 27/07/2017 | 0 | | 0 | 0 |
| 31/08/2017 | 1 | 0 | | 0 |
| 26/09/2017 | 0 | 0 | 0 | |
| 24/10/2017 | 0 | 0 | | 0 |
| 15/11/2017 | 0 | 2 | 0 | |
| 14/12/2017 | 0 | 0 | 0 | 0 |
| 23/01/2018 | 0 | 0 | 1 | 0 |
| 14/02/2018 | 0 | 0 | 0 | 0 |

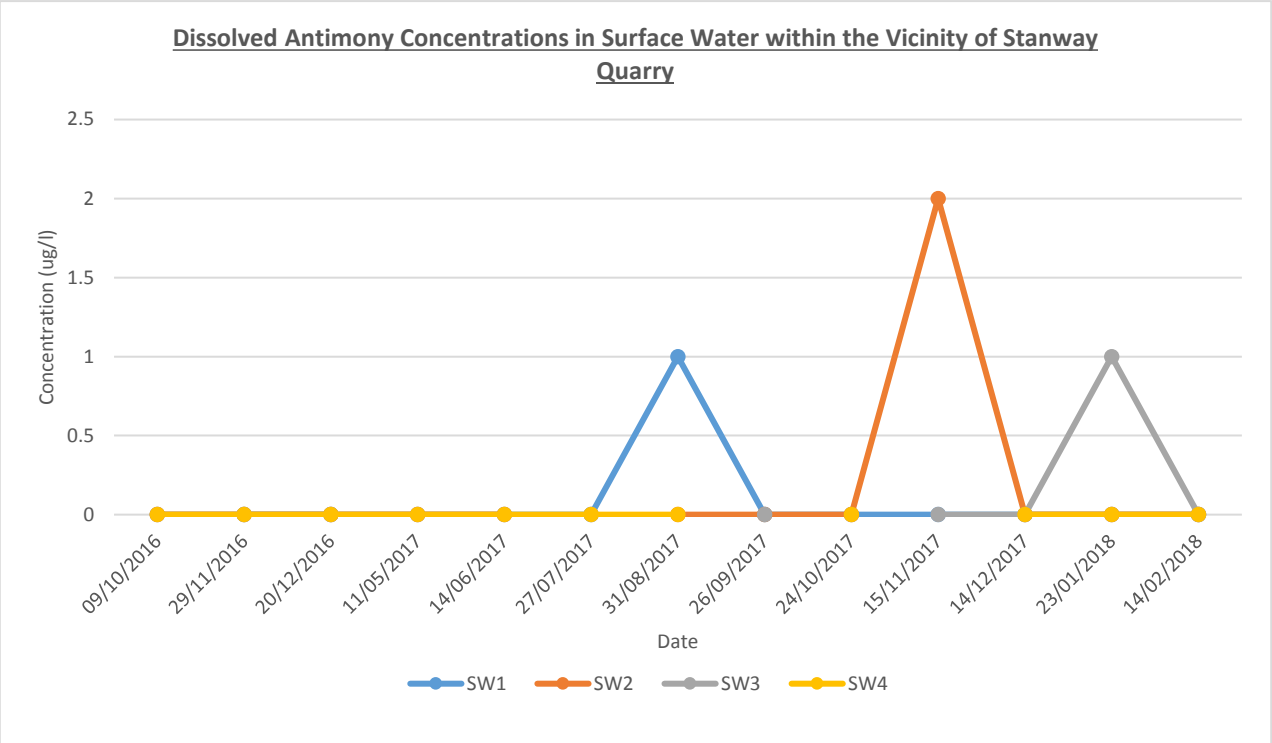

| | | | | |
|---|---|---|---|---|
| Min | <0.5 | <0.5 | <0.5 | <0.5 |
| Mean | 0.68 | 0.54 | 0.74 | 0.46 |
| Max | 1.9 | 1.3 | 1.9 | 1.3 |
| StDev | 0.47 | 0.42 | 0.61 | 0.51 |

| **Se [Dissolved] (ug/l)** | Sample Point ID | | | |
|---|---|---|---|---|
| Date Sampled | SW1 | SW2 | SW3 | SW4 |
| 09/10/2016 | 0.6 | 0 | | 0 |
| 29/11/2016 | 1.9 | 0.5 | 1.9 | 0.5 |
| 20/12/2016 | 0.7 | 0.5 | 0.7 | 0.5 |
| 11/05/2017 | 0.7 | 0.5 | | 0 |
| 14/06/2017 | 0.5 | 0.6 | | 0 |
| 27/07/2017 | 0.7 | | 0.5 | 0.6 |
| 31/08/2017 | 0.7 | 0 | | 0 |
| 26/09/2017 | 0 | 0.6 | 0 | |
| 24/10/2017 | 0.5 | 0 | | 0 |
| 15/11/2017 | 0 | 0.6 | 0 | |
| 14/12/2017 | 1 | 1.3 | 0.9 | 1.3 |
| 23/01/2018 | 0.9 | 1.2 | 0.9 | 1.2 |
| 14/02/2018 | 0.7 | 0.7 | 1 | 1 |

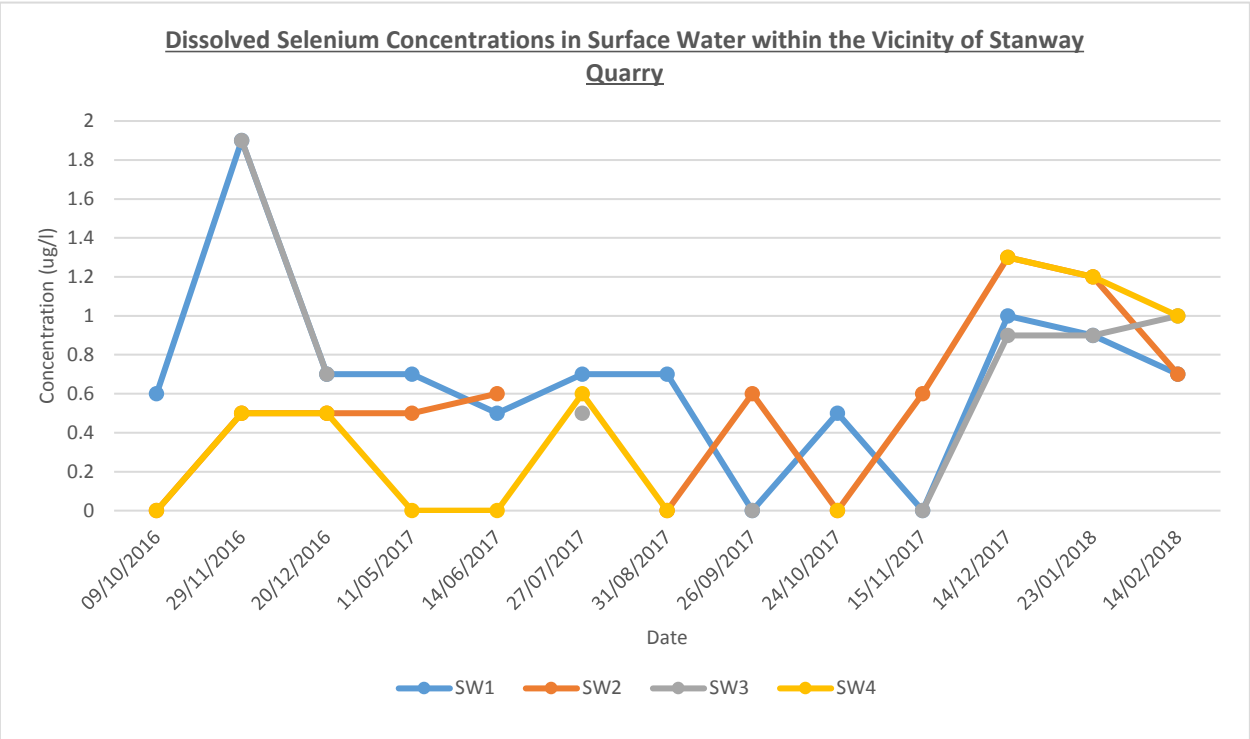

| | | | | |
|---|---|---|---|---|
| Min | 3 | 0 | 4 | 3 |
| Mean | 12.62 | 6.08 | 12.38 | 5.18 |
| Max | 69 | 11 | 32 | 9 |
| StDev | 18.51 | 3.09 | 10.46 | 1.83 |

| **Zn [Dissolved] (ug/l)** | Sample Point ID | | | |
|---|---|---|---|---|
| Date Sampled | SW1 | SW2 | SW3 | SW4 |
| 09/10/2016 | 4 | 0 | | 9 |
| 29/11/2016 | 32 | 7 | 32 | 4 |
| 20/12/2016 | 6 | 4 | 17 | 4 |
| 11/05/2017 | 6 | 2 | | 3 |
| 14/06/2017 | 3 | 7 | | 7 |
| 27/07/2017 | 69 | | 23 | 3 |
| 31/08/2017 | 7 | 7 | | 5 |
| 26/09/2017 | 5 | 9 | 4 | |
| 24/10/2017 | 4 | 5 | | 5 |
| 15/11/2017 | 6 | 11 | 5 | |
| 14/12/2017 | 6 | 9 | 6 | 7 |
| 23/01/2018 | 6 | 7 | 6 | 5 |
| 14/02/2018 | 10 | 5 | 6 | 5 |

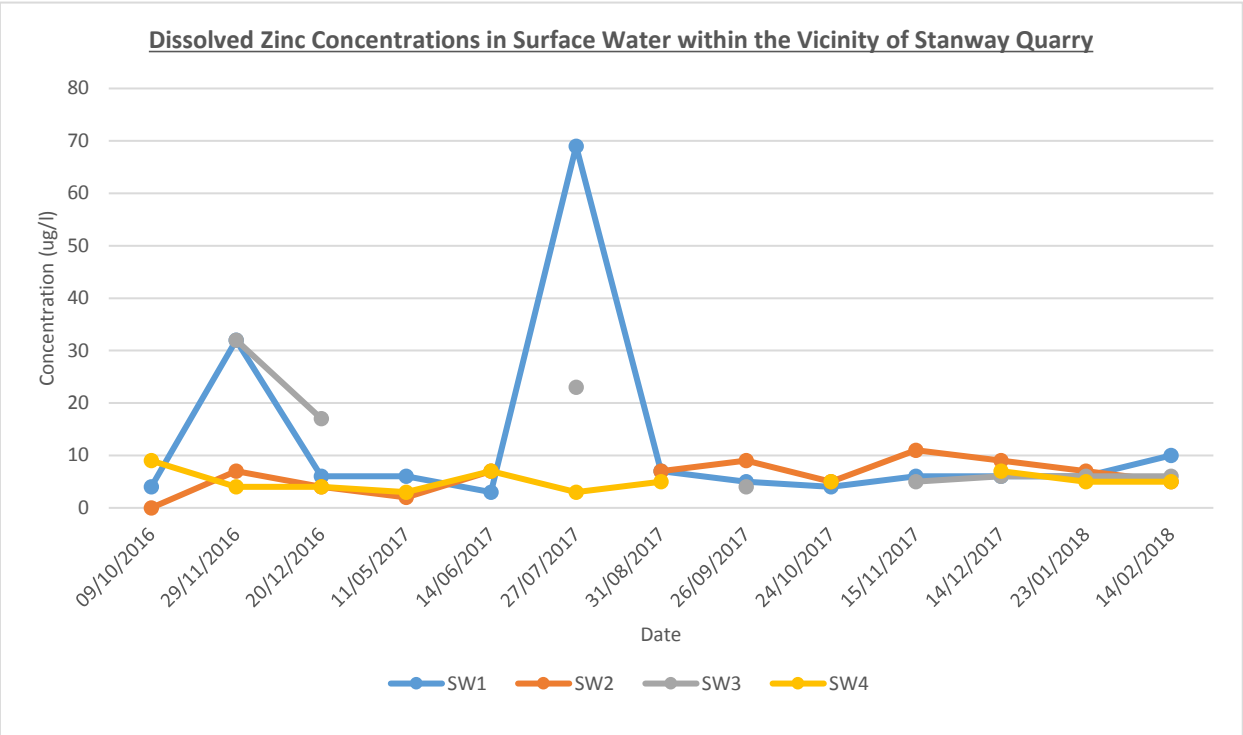

| | | | | |
|---|---|---|---|---|
| Min | 67 | 59 | 68 | 59 |
| Mean | 86.7 | 93.2 | 83.4 | 84.5 |
| Max | 100 | 160 | 96 | 98 |
| StDev | 9.6 | 23.7 | 9.0 | 10.1 |

| **Chloride (mg/l)** | Sample Point ID | | | |
|---|---|---|---|---|
| Date Sampled | SW1 | SW2 | SW3 | SW4 |
| 09/10/2016 | 95 | 81 | | 83 |
| 29/11/2016 | 79 | 94 | 79 | 93 |
| 20/12/2016 | 80 | 91 | 79 | 91 |
| 11/05/2017 | 84 | 98 | | 98 |
| 14/06/2017 | 86 | 89 | | 86 |
| 27/07/2017 | 96 | | 84 | 83 |
| 31/08/2017 | 77 | 79 | | 78 |
| 26/09/2017 | 83 | 93 | 82 | |
| 24/10/2017 | 90 | 84 | | 84 |
| 15/11/2017 | 97 | 160 | 96 | |
| 14/12/2017 | 93 | 90 | 95 | 90 |
| 23/01/2018 | 67 | 59 | 68 | 59 |
| 14/02/2018 | 100 | 100 | 84 | 85 |

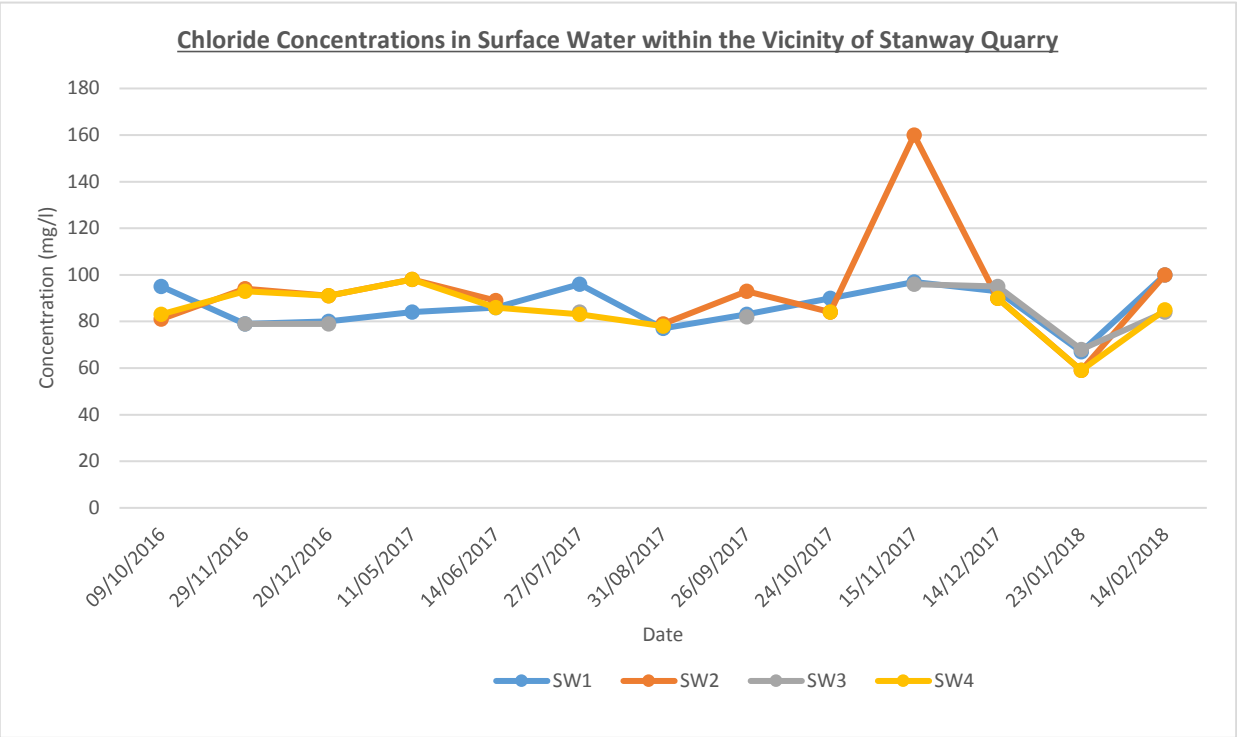

| | | | | |
|---|---|---|---|---|
| Min | 0.13 | 0.14 | 0.12 | 0.13 |
| Mean | 0.24 | 0.21 | 0.25 | 0.19 |
| Max | 0.63 | 0.28 | 0.64 | 0.26 |
| StDev | 0.12 | 0.05 | 0.16 | 0.04 |

| **Fluoride (mg/l)** | Sample Point ID | | | |
|---|---|---|---|---|
| Date Sampled | SW1 | SW2 | SW3 | SW4 |
| 09/10/2016 | 0.22 | 0.15 | | 0.17 |
| 29/11/2016 | 0.63 | 0.16 | 0.64 | 0.14 |
| 20/12/2016 | 0.24 | 0.14 | 0.23 | 0.13 |
| 11/05/2017 | 0.26 | 0.15 | | 0.15 |
| 14/06/2017 | 0.18 | 0.26 | | 0.22 |
| 27/07/2017 | 0.26 | | 0.2 | 0.19 |
| 31/08/2017 | 0.21 | 0.2 | | 0.22 |
| 26/09/2017 | 0.2 | 0.28 | 0.19 | |
| 24/10/2017 | 0.24 | 0.22 | | 0.21 |
| 15/11/2017 | 0.13 | 0.27 | 0.12 | |
| 14/12/2017 | 0.22 | 0.27 | 0.22 | 0.26 |
| 23/01/2018 | 0.24 | 0.21 | 0.2 | 0.23 |
| 14/02/2018 | 0.15 | 0.15 | 0.23 | 0.22 |

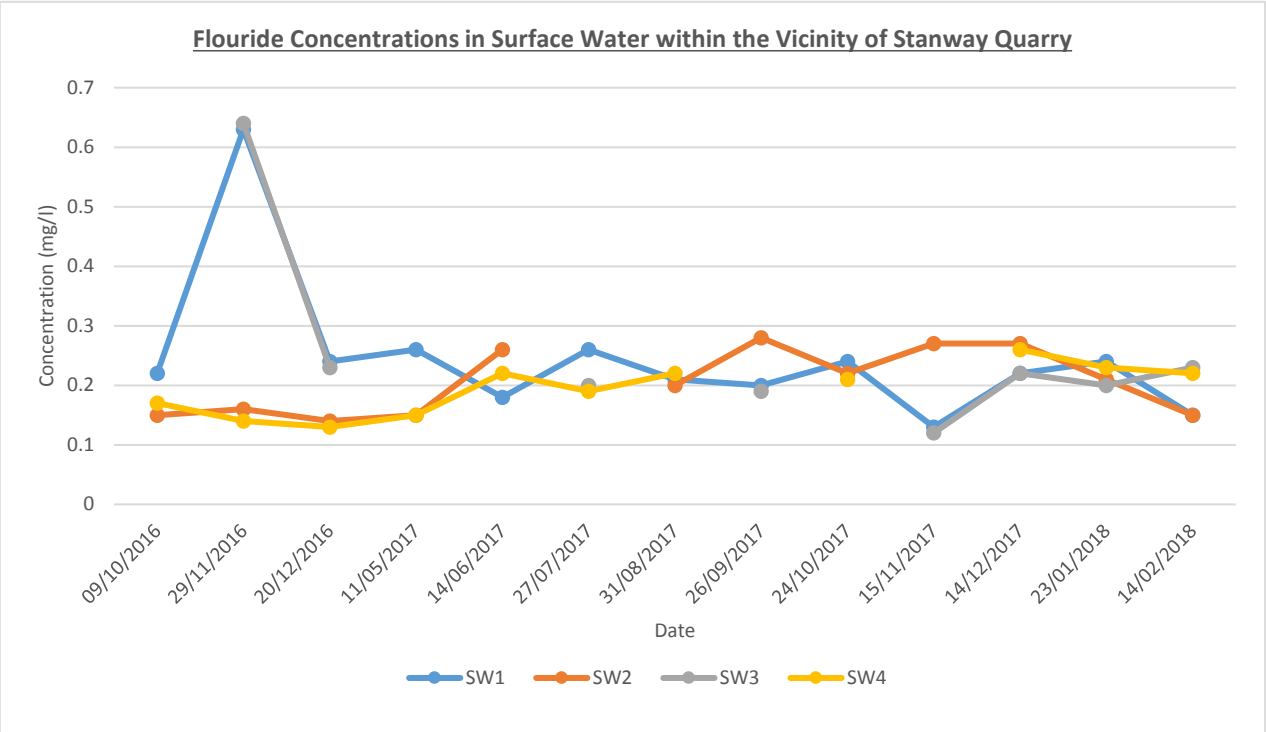

| | | | | |
|---|---|---|---|---|
| Min | 76 | 69 | 78 | 74 |
| Mean | 104.9 | 87.6 | 115.1 | 87.5 |
| Max | 290 | 99 | 290 | 97 |
| StDev | 56.1 | 9.9 | 70.9 | 7.3 |

| **Sulphate (mg/l)** | Sample Point ID | | | |
|---|---|---|---|---|
| Date Sampled | SW1 | SW2 | SW3 | SW4 |
| 09/10/2016 | 93 | 89 | | 86 |
| 29/11/2016 | 290 | 83 | 290 | 83 |
| 20/12/2016 | 81 | 99 | 98 | 97 |
| 11/05/2017 | 96 | 97 | | 97 |
| 14/06/2017 | 87 | 97 | | 85 |
| 27/07/2017 | 83 | | 93 | 93 |
| 31/08/2017 | 100 | 79 | | 81 |
| 26/09/2017 | 92 | 97 | 85 | |
| 24/10/2017 | 97 | 91 | | 89 |
| 15/11/2017 | 97 | 92 | 93 | |
| 14/12/2017 | 81 | 85 | 78 | 83 |
| 23/01/2018 | 91 | 73 | 92 | 74 |
| 14/02/2018 | 76 | 69 | 92 | 94 |

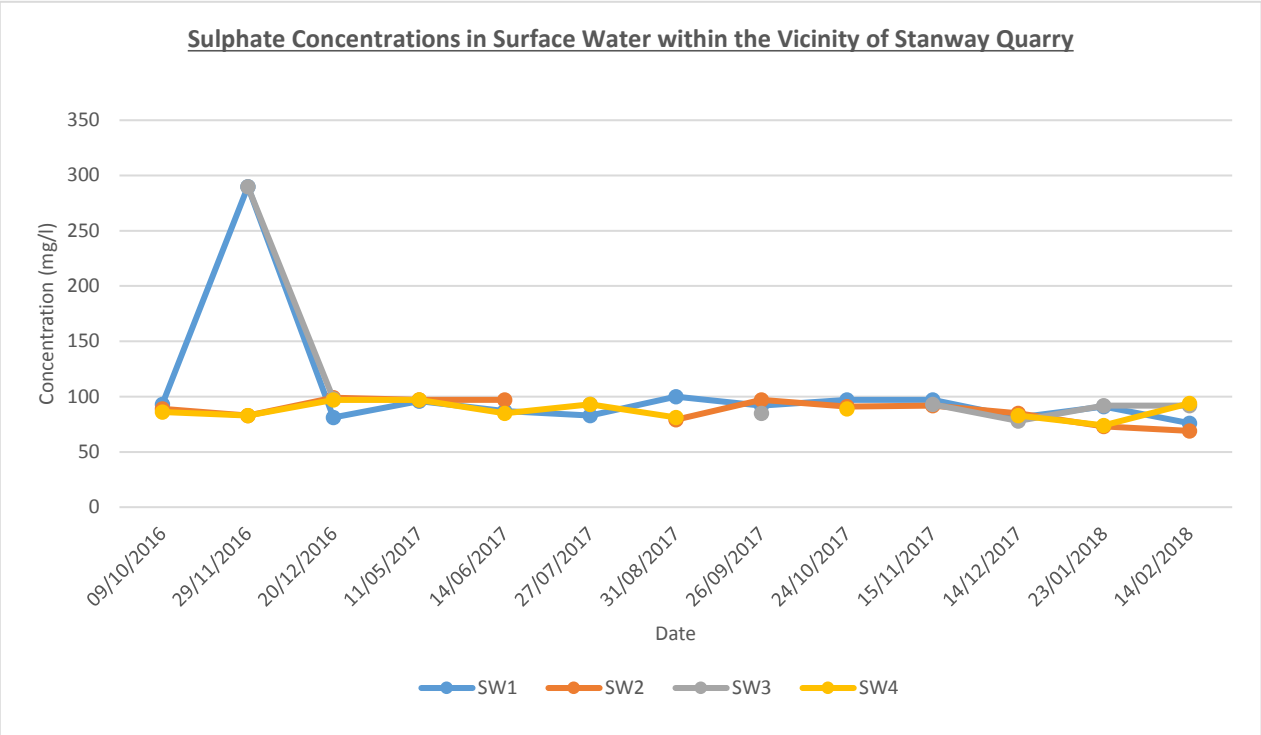

| | | | | |
|---|---|---|---|---|
| Min | 0 | 0 | 0 | 0 |
| Mean | | | | |
| Max | 2.6 | 2.9 | 2.5 | 0.43 |
| StDev | | | | |

| **PAH [total] (ug/l)** | Sample Point ID | | | |
|---|---|---|---|---|
| Date Sampled | SW1 | SW2 | SW3 | SW4 |
| 09/10/2016 | 0 | 0 | | 0 |
| 29/11/2016 | 0.01 | 0.01 | 0.01 | 0.03 |
| 20/12/2016 | 0 | 0.01 | 0 | 0 |
| 11/05/2017 | 0.47 | 0.44 | | 0.43 |
| 14/06/2017 | 0 | 0 | | 0 |
| 27/07/2017 | 0 | | 0 | 0 |
| 31/08/2017 | 0 | 0 | | 0 |
| 26/09/2017 | 2.6 | 2.9 | 2.5 | |
| 24/10/2017 | 0 | 0 | | 0 |
| 15/11/2017 | 0.02 | 0 | 0 | |
| 14/12/2017 | 0.02 | 0.04 | 0.02 | 0.07 |
| 23/01/2018 | 0 | 0.07 | 0.07 | 0.05 |
| 14/02/2018 | 0.17 | 0.05 | 0.06 | 0.07 |

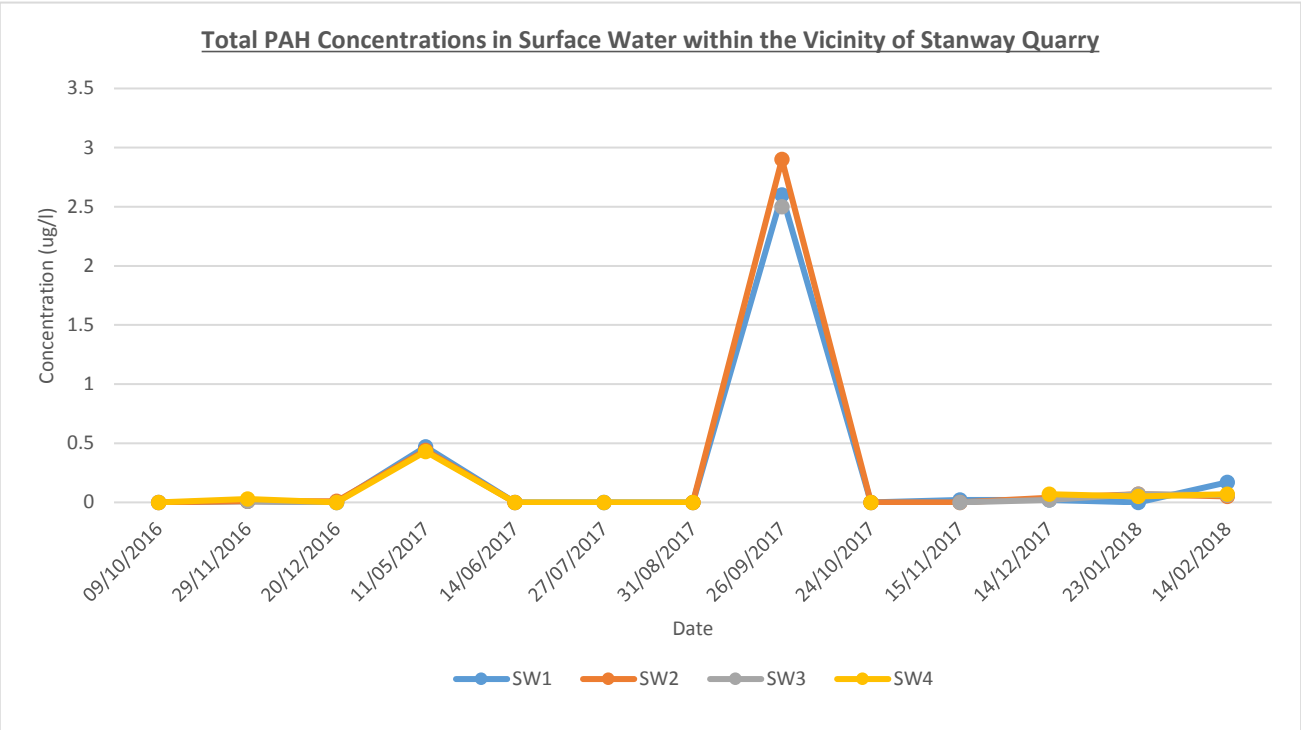

**Ouliers Analysis**

As

| | SW1 | | SW2 | | SW3 | | SW4 | |
|---|---|---|---|---|---|---|---|---|
| | Y | Z | Y | Z | Y | Z | Y | Z |
| | 0.4 | -1.75295 | 0.6 | -0.69394 | 0.4 | -1.96284 | 0.6 | -1.26909 |
| | 0.6 | -0.95336 | 0.6 | -0.69394 | 0.6 | -0.87989 | 0.6 | -1.26909 |
| | 0.7 | -0.55356 | 0.6 | -0.69394 | 0.7 | -0.33842 | 0.7 | -0.80376 |
| | 0.7 | -0.55356 | 0.7 | -0.51291 | 0.8 | 0.203053 | 0.8 | -0.33842 |
| | 0.8 | -0.15377 | 0.8 | -0.33188 | 0.9 | 0.744526 | 0.8 | -0.33842 |
| | 0.8 | -0.15377 | 0.8 | -0.33188 | 0.9 | 0.744526 | 0.8 | -0.33842 |
| | 0.8 | -0.15377 | 0.8 | -0.33188 | 0.9 | 0.744526 | 0.9 | 0.126909 |
| | 0.8 | -0.15377 | 0.9 | -0.15086 | 0.9 | 0.744526 | 0.9 | 0.126909 |
| | 0.9 | 0.246028 | 1 | 0.030171 | | | 1.1 | 1.057577 |
| | 0.9 | 0.246028 | 1.1 | 0.211198 | | | 1.2 | 1.52291 |
| | 0.9 | 0.246028 | 1.3 | 0.573251 | | | 1.2 | 1.52291 |
| | 1.2 | 1.445413 | 2.6 | 2.926596 | | | | |
| | 1.4 | 2.245003 | | | | | | |
| Mean | 0.838462 | | 0.983333 | | 0.7625 | | 0.872727 | |
| Stdev | 0.250128 | | 0.552405 | | 0.184681 | | 0.2149 | |
| Count | 13 | | 12 | | 8 | | 11 | |

Cd

| | SW1 | | SW2 | | SW3 | | SW4 | |
|---|---|---|---|---|---|---|---|---|
| | Y | Z | Y | Z | Y | Z | Y | Z |
| | 0.01 | -0.45527 | 0.01 | -0.96076 | 0.01 | -0.53689 | 0.01 | -0.88145 |
| | 0.01 | -0.45527 | 0.01 | -0.96076 | 0.03 | -0.37481 | 0.01 | -0.88145 |
| | 0.01 | -0.45527 | 0.02 | -0.62167 | 0.03 | -0.37481 | 0.01 | -0.88145 |
| | 0.02 | -0.36132 | 0.02 | -0.62167 | 0.03 | -0.37481 | 0.01 | -0.88145 |
| | 0.03 | -0.26738 | 0.03 | -0.28258 | 0.03 | -0.37481 | 0.02 | -0.41974 |
| | 0.03 | -0.26738 | 0.03 | -0.28258 | 0.05 | -0.21273 | 0.03 | 0.041974 |
| | 0.03 | -0.26738 | 0.03 | -0.28258 | 0.05 | -0.21273 | 0.03 | 0.041974 |
| | 0.04 | -0.17344 | 0.04 | 0.056515 | 0.38 | 2.46157 | 0.03 | 0.041974 |
| | 0.04 | -0.17344 | 0.05 | 0.395606 | | | 0.04 | 0.503686 |
| | 0.04 | -0.17344 | 0.05 | 0.395606 | | | 0.05 | 0.965399 |
| | 0.04 | -0.17344 | 0.05 | 0.395606 | | | 0.08 | 2.350536 |
| | 0.05 | -0.07949 | 0.12 | 2.769242 | | | | |
| | 0.41 | 3.302502 | | | | | | |
| Mean | 0.058462 | | 0.038333 | | 0.07625 | | 0.029091 | |
| Stdev | 0.106446 | | 0.029491 | | 0.123397 | | 0.021659 | |
| Count | 13 | | 12 | | 8 | | 11 | |

Cu

| | SW1 | | SW2 | | SW3 | | SW4 | |
|---|---|---|---|---|---|---|---|---|
| | Y | Z | Y | Z | Y | Z | Y | Z |
| | 0.25 | -2.81599 | 0.25 | -2.0078 | 2.7 | -1.00913 | 0.25 | -1.8603 |
| | 2.6 | -0.528 | 2.6 | -0.51584 | 2.8 | -0.8723 | 2.5 | -0.46929 |
| | 2.6 | -0.528 | 2.6 | -0.51584 | 2.9 | -0.73547 | 2.5 | -0.46929 |
| | 2.9 | -0.23591 | 2.6 | -0.51584 | 3 | -0.59864 | 2.7 | -0.34564 |
| | 2.9 | -0.23591 | 3.1 | -0.1984 | 3.5 | 0.08552 | 2.8 | -0.28382 |
| | 3.2 | 0.05617 | 3.1 | -0.1984 | 3.8 | 0.496014 | 3 | -0.16018 |
| | 3.4 | 0.250893 | 3.2 | -0.13491 | 4 | 0.769677 | 3.3 | 0.025291 |
| | 3.4 | 0.250893 | 3.6 | 0.119039 | 4.8 | 1.864328 | 3.6 | 0.210759 |
| | 3.5 | 0.348254 | 3.6 | 0.119039 | | | 3.7 | 0.272581 |
| | 3.8 | 0.640339 | 4.1 | 0.436478 | | | 4.6 | 0.828985 |
| | 3.8 | 0.640339 | 5.9 | 1.579257 | | | 6.9 | 2.250904 |
| | 4.2 | 1.029784 | 6.3 | 1.833207 | | | | |
| | 4.3 | 1.127146 | | | | | | |
| Mean | 3.142308 | | 3.4125 | | 3.4375 | | 3.259091 | |
| Stdev | 1.027101 | | 1.575108 | | 0.730826 | | 1.617532 | |
| Count | 13 | | 12 | | 8 | | 11 | |

Mo

| | SW1 | | SW2 | | SW3 | | SW4 | |
|---|---|---|---|---|---|---|---|---|
| | Y | Z | Y | Z | Y | Z | Y | Z |
| | 0.5 | -0.64051 | 0.5 | -0.65044 | 0.5 | -0.54006 | 0.5 | -0.52764 |
| | 0.5 | -0.64051 | 0.5 | -0.65044 | 0.5 | -0.54006 | 0.5 | -0.52764 |
| | 0.5 | -0.64051 | 0.5 | -0.65044 | 0.5 | -0.54006 | 0.5 | -0.52764 |
| | 0.5 | -0.64051 | 0.5 | -0.65044 | 0.5 | -0.54006 | 0.5 | -0.52764 |
| | 0.5 | -0.64051 | 0.5 | -0.65044 | 0.5 | -0.54006 | 0.5 | -0.52764 |
| | 0.5 | -0.64051 | 0.5 | -0.65044 | 0.5 | -0.54006 | 0.5 | -0.52764 |
| | 0.5 | -0.64051 | 1 | 0 | 1 | 1.620185 | 0.5 | -0.52764 |
| | 0.5 | -0.64051 | 1 | 0 | 1 | 1.620185 | 0.5 | -0.52764 |
| | 0.5 | -0.64051 | 1 | 0 | | | 1 | 0.301511 |
| | 1 | 1.441153 | 1 | 0 | | | 2 | 1.959824 |
| | 1 | 1.441153 | 2 | 1.300887 | | | 2 | 1.959824 |
| | 1 | 1.441153 | 3 | 2.601775 | | | | |
| | 1 | 1.441153 | | | | | | |
| Mean | 0.653846 | | 1 | | 0.625 | | 0.818182 | |
| Stdev | 0.240192 | | 0.768706 | | 0.231455 | | 0.603023 | |
| Count | 13 | | 12 | | 8 | | 11 | |

Ni

| | SW1 | | SW2 | | SW3 | | SW4 | |
|---|---|---|---|---|---|---|---|---|
| | Y | Z | Y | Z | Y | Z | Y | Z |
| | 1 | -0.36831 | 2 | -0.49419 | 2 | -0.38262 | 2 | -0.88041 |
| | 2 | -0.32271 | 2 | -0.49419 | 2 | -0.38262 | 2 | -0.88041 |
| | 2 | -0.32271 | 2 | -0.49419 | 3 | -0.34861 | 2 | -0.88041 |
| | 3 | -0.27711 | 2 | -0.49419 | 3 | -0.34861 | 2 | -0.88041 |
| | 3 | -0.27711 | 3 | -0.33813 | 3 | -0.34861 | 3 | -0.34238 |
| | 3 | -0.27711 | 3 | -0.33813 | 3 | -0.34861 | 3 | -0.34238 |
| | 3 | -0.27711 | 3 | -0.33813 | 4 | -0.3146 | 3 | -0.34238 |
| | 3 | -0.27711 | 4 | -0.18207 | 86 | 2.474289 | 4 | 0.195646 |
| | 4 | -0.23151 | 4 | -0.18207 | | | 6 | 1.271702 |
| | 4 | -0.23151 | 6 | 0.130049 | | | 6 | 1.271702 |
| | 4 | -0.23151 | 6 | 0.130049 | | | 7 | 1.809729 |
| | 4 | -0.23151 | 25 | 3.095159 | | | | |
| | 82 | 3.325316 | | | | | | |
| Mean | 9.076923 | | 5.166667 | | 13.25 | | 3.636364 | |
| Stdev | 21.92967 | | 6.407855 | | 29.40238 | | 1.858641 | |
| Count | 13 | | 12 | | 8 | | 11 | |

Pb

| | SW1 | | SW2 | | SW3 | | SW4 | |
|---|---|---|---|---|---|---|---|---|
| | Y | Z | Y | Z | Y | Z | Y | Z |
| | 0.15 | -0.59964 | 0.15 | -0.63971 | 0.15 | -0.51287 | 0.15 | -0.7318 |
| | 0.15 | -0.59964 | 0.15 | -0.63971 | 0.15 | -0.51287 | 0.15 | -0.7318 |
| | 0.15 | -0.59964 | 0.15 | -0.63971 | 0.15 | -0.51287 | 0.15 | -0.7318 |
| | 0.15 | -0.59964 | 0.15 | -0.63971 | 0.15 | -0.51287 | 0.15 | -0.7318 |
| | 0.15 | -0.59964 | 0.15 | -0.63971 | 0.15 | -0.51287 | 0.15 | -0.7318 |
| | 0.15 | -0.59964 | 0.15 | -0.63971 | 0.15 | -0.51287 | 0.15 | -0.7318 |
| | 0.15 | -0.59964 | 0.15 | -0.63971 | 0.4 | 0.952475 | 0.3 | -0.11258 |
| | 0.3 | -0.13192 | 0.15 | -0.63971 | 0.6 | 2.124752 | 0.4 | 0.300224 |
| | 0.4 | 0.179891 | 0.3 | 0.511766 | | | 0.5 | 0.713032 |
| | 0.4 | 0.179891 | 0.4 | 1.279416 | | | 0.7 | 1.538648 |
| | 0.5 | 0.491703 | 0.4 | 1.279416 | | | 0.8 | 1.951457 |
| | 0.5 | 0.491703 | 0.5 | 2.047065 | | | | |
| | 1.3 | 2.986197 | | | | | | |
| Mean | 0.342308 | | 0.233333 | | 0.2375 | | 0.327273 | |
| Stdev | 0.320706 | | 0.130268 | | 0.170608 | | 0.242243 | |
| Count | 13 | | 12 | | 8 | | 11 | |

Se

| | SW1 | | SW2 | | SW3 | | SW4 | |
|---|---|---|---|---|---|---|---|---|
| | Y | Z | Y | Z | Y | Z | Y | Z |
| | 0.25 | -1.14233 | 0.25 | -1.04758 | 0.25 | -1.03545 | 0.25 | -0.80893 |
| | 0.25 | -1.14233 | 0.25 | -1.04758 | 0.25 | -1.03545 | 0.25 | -0.80893 |
| | 0.5 | -0.53866 | 0.25 | -1.04758 | 0.5 | -0.56479 | 0.25 | -0.80893 |
| | 0.5 | -0.53866 | 0.5 | -0.30811 | 0.7 | -0.18826 | 0.25 | -0.80893 |
| | 0.6 | -0.29719 | 0.5 | -0.30811 | 0.9 | 0.188263 | 0.25 | -0.80893 |
| | 0.7 | -0.05572 | 0.5 | -0.30811 | 0.9 | 0.188263 | 0.5 | -0.191 |
| | 0.7 | -0.05572 | 0.6 | -0.01232 | 1 | 0.376526 | 0.5 | -0.191 |
| | 0.7 | -0.05572 | 0.6 | -0.01232 | 1.9 | 2.070895 | 0.6 | 0.056176 |
| | 0.7 | -0.05572 | 0.6 | -0.01232 | | | 1 | 1.044865 |
| | 0.7 | -0.05572 | 0.7 | 0.283462 | | | 1.2 | 1.539209 |
| | 0.9 | 0.427213 | 1.2 | 1.762394 | | | 1.3 | 1.786382 |
| | 1 | 0.668681 | 1.3 | 2.058181 | | | | |
| | 1.9 | 2.841894 | | | | | | |
| | | | | | | | | |
| Mean | 0.723077 | | 0.604167 | | 0.8 | | 0.577273 | |
| Stdev | 0.414133 | | 0.338082 | | 0.531171 | | 0.404576 | |
| Count | 13 | | 12 | | 8 | | 11 | |

Zn

| | SW1 | | SW2 | | SW3 | | SW4 | |
|---|---|---|---|---|---|---|---|---|
| | Y | Z | Y | Z | Y | Z | Y | Z |
| | 3 | -1.47513 | 1 | -1.77057 | 4 | -0.80067 | 3 | -1.18964 |
| | 4 | -0.93425 | 2 | -1.42788 | 5 | -0.70507 | 3 | -1.18964 |
| | 4 | -0.93425 | 4 | -0.7425 | 6 | -0.60947 | 4 | -0.64439 |
| | 5 | -0.39337 | 5 | -0.39981 | 6 | -0.60947 | 4 | -0.64439 |
| | 6 | 0.147513 | 5 | -0.39981 | 6 | -0.60947 | 5 | -0.09914 |
| | 6 | 0.147513 | 7 | 0.285577 | 17 | 0.442162 | 5 | -0.09914 |
| | 6 | 0.147513 | 7 | 0.285577 | 23 | 1.015778 | 5 | -0.09914 |
| | 6 | 0.147513 | 7 | 0.285577 | 32 | 1.876203 | 5 | -0.09914 |
| | 6 | 0.147513 | 7 | 0.285577 | | | 7 | 0.991363 |
| | 7 | 0.688395 | 9 | 0.97096 | | | 7 | 0.991363 |
| | 10 | 2.311041 | 9 | 0.97096 | | | 9 | 2.081863 |
| | 32 | 14.21044 | 11 | 1.656344 | | | | |
| | 69 | 34.22307 | | | | | | |
| Mean | 5.727273 | | 6.166667 | | 12.375 | | 5.181818 | |
| Stdev | 1.848833 | | 2.918073 | | 10.45996 | | 1.834022 | |
| Count | 11 | | 12 | | 8 | | 11 | |

Cl

| | SW1 | | SW2 | | SW3 | | SW4 | |
|---|---|---|---|---|---|---|---|---|
| | Y | Z | Y | Z | Y | Z | Y | Z |
| | 67 | -2.05982 | 59 | -1.44267 | 68 | -1.70104 | 59 | -2.52108 |
| | 77 | -1.01382 | 79 | -0.59818 | 79 | -0.48403 | 78 | -0.64597 |
| | 79 | -0.80462 | 81 | -0.51373 | 79 | -0.48403 | 83 | -0.15252 |
| | 80 | -0.70002 | 84 | -0.38706 | 82 | -0.15213 | 83 | -0.15252 |
| | 83 | -0.38622 | 89 | -0.17594 | 84 | 0.069148 | 84 | -0.05383 |
| | 84 | -0.28162 | 90 | -0.13371 | 84 | 0.069148 | 85 | 0.044859 |
| | 86 | -0.07242 | 91 | -0.09149 | 95 | 1.286149 | 86 | 0.143549 |
| | 90 | 0.345986 | 93 | -0.00704 | 96 | 1.396786 | 90 | 0.538308 |
| | 93 | 0.659787 | 94 | 0.035187 | | | 91 | 0.636998 |
| | 95 | 0.868987 | 98 | 0.204086 | | | 93 | 0.834378 |
| | 96 | 0.973588 | 100 | 0.288535 | | | 98 | 1.327827 |
| | 97 | 1.078188 | 160 | 2.82201 | | | | |
| | 100 | 1.391989 | | | | | | |
| | | | | | | | | |
| Mean | 86.69231 | | 93.16667 | | 83.375 | | 84.54545 | |
| Stdev | 9.560201 | | 23.68288 | | 9.038608 | | 10.13276 | |
| Count | 13 | | 12 | | 8 | | 11 | |

F

| | SW1 | | SW2 | | SW3 | | SW4 | |
|---|---|---|---|---|---|---|---|---|
| | Y | Z | Y | Z | Y | Z | Y | Z |
| | 0.13 | -0.93655 | 0.14 | -1.19216 | 0.12 | -0.83597 | 0.13 | -1.54414 |
| | 0.15 | -0.77313 | 0.15 | -1.00875 | 0.19 | -0.39845 | 0.14 | -1.3049 |
| | 0.18 | -0.52799 | 0.15 | -1.00875 | 0.2 | -0.33595 | 0.15 | -1.06567 |
| | 0.2 | -0.36456 | 0.15 | -1.00875 | 0.2 | -0.33595 | 0.17 | -0.58721 |
| | 0.21 | -0.28285 | 0.16 | -0.82534 | 0.22 | -0.21094 | 0.19 | -0.10874 |
| | 0.22 | -0.20114 | 0.2 | -0.0917 | 0.23 | -0.14844 | 0.21 | 0.369723 |
| | 0.22 | -0.20114 | 0.21 | 0.091705 | 0.23 | -0.14844 | 0.22 | 0.608955 |
| | 0.24 | -0.03771 | 0.22 | 0.275115 | 0.64 | 2.414147 | 0.22 | 0.608955 |
| | 0.24 | -0.03771 | 0.26 | 1.008754 | | | 0.22 | 0.608955 |
| | 0.24 | -0.03771 | 0.27 | 1.192164 | | | 0.23 | 0.848187 |
| | 0.26 | 0.125712 | 0.27 | 1.192164 | | | 0.26 | 1.565884 |
| | 0.26 | 0.125712 | 0.28 | 1.375573 | | | | |
| | 0.63 | 3.149076 | | | | | | |
| Mean | 0.244615 | | 0.205 | | 0.25375 | | 0.194545 | |
| Stdev | 0.12238 | | 0.054523 | | 0.159994 | | 0.0418 | |
| Count | 13 | | 12 | | 8 | | 11 | |

SO4

| | SW1 | | SW2 | | SW3 | | SW4 | |
|---|---|---|---|---|---|---|---|---|
| | Y | Z | Y | Z | Y | Z | Y | Z |
| | 76 | -0.51555 | 69 | -1.86777 | 78 | -0.52347 | 74 | -1.85035 |
| | 81 | -0.42642 | 73 | -1.46574 | 85 | -0.42477 | 81 | -0.88767 |
| | 81 | -0.42642 | 79 | -0.86269 | 92 | -0.32607 | 83 | -0.61261 |
| | 83 | -0.39077 | 83 | -0.46066 | 92 | -0.32607 | 83 | -0.61261 |
| | 87 | -0.31947 | 85 | -0.25964 | 93 | -0.31197 | 85 | -0.33756 |
| | 91 | -0.24818 | 89 | 0.142386 | 93 | -0.31197 | 86 | -0.20004 |
| | 92 | -0.23035 | 91 | 0.343401 | 98 | -0.24146 | 89 | 0.21254 |
| | 93 | -0.21253 | 92 | 0.443909 | 290 | 2.465759 | 93 | 0.762643 |
| | 96 | -0.15905 | 97 | 0.946447 | | | 94 | 0.900169 |
| | 97 | -0.14123 | 97 | 0.946447 | | | 97 | 1.312746 |
| | 97 | -0.14123 | 97 | 0.946447 | | | 97 | 1.312746 |
| | 100 | -0.08775 | 99 | 1.147462 | | | | |
| | 290 | 3.298949 | | | | | | |
| Mean | 104.9231 | | 87.58333 | | 115.125 | | 87.45455 | |
| Stdev | 56.10178 | | 9.949494 | | 70.92136 | | 7.271364 | |
| Count | 13 | | 12 | | 8 | | 11 | |