

wardell-armstrong.com

ENERGY AND CLIMATE CHANGE
ENVIRONMENT AND SUSTAINABILITY
INFRASTRUCTURE AND UTILITIES
LAND AND PROPERTY
MINING AND MINERAL PROCESSING
MINERAL ESTATES
WASTE RESOURCE MANAGEMENT



VALENCIA WASTE MANAGEMENT LTD

PILSWORTH SOUTH VARIATION APPLICATION (EPR/BS7951B)

DUST MANAGEMENT PLAN – MATERIALS RECYCLING FACILITY

JUNE 2023

DATE ISSUED: JUNE 2023
JOB NUMBER: ST20310
REPORT NUMBER: 0005
VERSION: V1.0
STATUS: FINAL

VALENCIA WASTE MANAGEMENT LTD

PILSWORTH SOUTH VARIATION APPLICATION (EPR/BS79511B)

DUST MANAGEMENT PLAN – MATERIALS RECYCLING FACILITY

JUNE 2023

PREPARED BY:

Katie Heath Senior Waste and Resources
Consultant



REVIEWED AND APPROVED BY:

Alison Cook Technical Director



This report has been prepared by Wardell Armstrong LLP with all reasonable skill, care and diligence, within the terms of the Contract with the Client. The report is confidential to the Client and Wardell Armstrong LLP accepts no responsibility of whatever nature to third parties to whom this report may be made known.

No part of this document may be reproduced without the prior written approval of Wardell Armstrong LLP.



CONTENTS

1	INTRODUCTION	1
2	SITE SETTING	2
3	POTENTIAL SOURCES OF DUST EMISSIONS	5
4	MANAGEMENT OF DUST EMISSIONS	10
5	MONITORING OF DUST EMISSIONS	16
6	SITE MANAGEMENT	17

DRAWINGS	TITLE	SCALE
PWS105	Proposed MRF Location	1:250@A1

1 INTRODUCTION

- 1.1.1 Wardell Armstrong has been appointed by Valencia Waste Management Ltd to vary the permit for Pilsworth South Landfill Site (EPR/XP3434HX) in Bury, Lancashire.
- 1.1.2 The site is permitted to accept non-hazardous commercial, industrial and household waste for disposal, as well as for the disposal of hazardous asbestos in a separate specially designed cell.
- 1.1.3 Valencia is seeking to prevent recyclable and recoverable wastes from going to disposal, in accordance with the principles of the waste hierarchy. The variation will allow mixed non-hazardous waste arriving at the landfill to be first treated to recover metals, wood and plastic for recycling, then further treated to remove non-combustible material to prepare the combustible wastes for energy recovery off-site. The residual non-combustible waste will be utilised in landfill engineering or will be placed in the landfill.
- 1.1.4 This Dust Management Plan has been prepared as part of the variation application, to show that any dust arising from the new activities will be appropriately controlled.
- 1.1.5 The plan will be used in conjunction with other documents that form part of Valencia's Environmental Management System to ensure that the new activities are managed in a way that prevents or at least minimises pollution.
- 1.1.6 A copy of the document will be held in the site office and will be available to site staff as needed. All staff will receive training so that they are aware of the contents of the plan and of their obligations in preventing pollution caused by dust from the site.

2 SITE SETTING

2.1 Site Location

2.1.1 Pilsworth South Landfill Site is located approximately 2.5km southeast of Bury in Lancashire. The site is accessed via Pilsworth road at nearest post code BL98QZ. The new MRF will be located at national grid reference (NGR) SD 82260 09020.

2.1.2 The land surrounding the landfill is a mix of residential, agricultural and commercial/ industrial use. The landfill site is bound in the west by the Pilsworth commercial and industrial estate, approximately 200m from the Proposed MRF on the opposite side of the M66. To the northeast, the landfill is bound by Heywood Distribution Park, approximately 1.1km east of the proposed MRF. Pilsworth North, a restored landfill site, is located north of the landfill on the opposite side of Pilsworth Road, while to the south, land use is predominantly agricultural.

2.1.3 Pilsworth South Landfill does not sit within an AQMA. Bury AQMA covers the major roads in the Bury Metropolitan Borough, including the M66, which runs adjacent to the west permit boundary, within 50m of the MRF.

2.1.4 According to Met Office data from the nearest airfield (Manchester)¹ the prevailing wind direction is from the south and southwest.

2.2 Sensitive Receptors

2.2.1 Defra's MAGIC Maps² application has been used to identify receptors that might be affected by dusty emissions at the proposed MRF.

2.2.2 The nearest residential receptor to proposed MRF is located approximately 250m northeast of the proposed boundary at Jackson Fold Barn. The next nearest residents are located around 650m south at Pilsworth Cottages on Castle Road. Further residential receptors are located on the southwest side of Pilsworth industrial/ commercial estate, around 850m from the MRF, with additional houses around the same distance south-southwest at Haweswater Crescent. Around 1km west, land use becomes mainly residential and commercial properties of the town of Bury. Similarly, properties in the town of Heywood are located approximately 1.5km northeast.

¹ [Airfield Climate Statistics - Met Office](#)

² [MAGIC \(defra.gov.uk\)](#)

- 2.2.3 Hollins Vale Local Nature Reserve is the only designated habitat within 2km of the site, located approximately 550m southwest of the proposed MRF location.
- 2.2.4 There are no SSSIs within 2km of the site, or SPAs or Ramsars within 10km of the site. There is one Special Area of Conservation at Rochdale Canal, located approximately 5.9km east of the MRF, which is at a great enough distance that emissions from the MRF operations are unlikely to have any impact.
- 2.2.5 No local wildlife sites or ancient woodlands have been shown within 2km of the site.
- 2.2.6 Table 2.1 below lists the relevant receptors within 1km of the proposed location of the MRF.

Table 2.1 Receptors within 1km of Pilsworth Landfill MRF		
Receptor Name	Receptor Type	Approx. Distance and Direction
Pilsworth South Landfill	Industrial	0m Southeast
M66	Motorway	50m West
ASDA Pilsworth	Commercial	150m West
Park 66 Commercial warehouses/ fast food restaurants	Commercial	250 Southwest
Jackson Fold Barn	Residential	250m Northeast
Hollins Brook Park	Commercial	300m West
Industry on Pilsworth industrial park	Industrial	550m West
Hollins Vale	Habitat	550m Southwest
Pilsworth Cottages	Residential	650m South
Warehouse ("Garic") on Aviation Rd	Commercial/ Industrial	650m South
River Roch	River	850m West
Properties on Pilsworth Road, Hollins	Residential	850m Southwest
Properties on Haweswater Crescent, Hollins	Residential	850m South
Properties in Gigg, Bury	Residential	900m Northwest
Water Farm House	Residential	900m Northwest
Castle House	Residential	950m South
Pilsworth North Leachate treatment/ Gas Engine Compound	Industrial	1000m Northeast
Goshen Sprots Centre	Leisure	1000m West
Playing field on Gigg Lane	Leisure	1000m West Northwest

- 2.2.7 As the majority of receptors are more than 200m away, potential emissions of dust are not expected to cause a nuisance or harm to sensitive habitats or human receptors. The facility has been designed to prevent emissions of dust and minimise potential impacts on nearby sensitive receptors.

2.3 Local Contributors of Emissions

2.3.1 The Site is located at the southern extent of the wider Pilsworth South Landfill Site and in proximity to a number of commercial and industrial operations.

2.3.2 Pilsworth South Landfill Site operates a non-hazardous landfill site with a separately engineered cell for the acceptance of asbestos. The site is also permitted to operate a waste transfer and treatment station, and a storage and treatment facility for Incinerator Bottom Ash and Hardcore.

Table 2.2 Possible Local Contributors of Emissions within 1km				
Operator Name	Address	Site type	Permit Number	Distance
Valencia Waste Management Limited	Pilsworth South Landfill, EPR/BS7951IB, Pilsworth Road, Pilsworth, Bury, Lancashire, BL9 8QZ	Landfill >10T/day with Capacity >25,000T Excluding Inert Waste (5.2 A(1) a) and Household, Commercial & Industrial Waste Transfer Station	EPR/BS7951IB	0m
Holchem Laboratories Limited	M66 Trading Estate, Gateway House, Pilsworth Surfactants Facility EPR/NP3434CE, Pilsworth Road, Bury, Lancashire, BL9 8RD	Directly Associated Activity (Included) Organic Chemicals; Surface-Active Agents (4.1 A(1) a) (xi))	EPR/NP3434CE	350m Southwest

2.3.3 Given that Pilsworth South Landfill is located within the vicinity of the MRF, it is considered likely that the new activities pose very limited additional risk to local receptors.

2.3.4 The procedures outlined in this plan have been developed with due consideration to the proximity of local sensitive receptors with the aim of preventing particulate emissions beyond the permit boundary. Appropriate measures will be employed to mitigate the risk of dust emissions causing cumulative impacts on nearby receptors.

3 POTENTIAL SOURCES OF DUST EMISSIONS

3.1 Permitted Activities

3.1.1 The site is permitted as an installation under the Environmental Permitting (England and Wales) Regulations 2016 (EPR 2016) for the disposal of non-hazardous waste in landfill (Section 5.2 Part A(1)(a)) and for the biological treatment of leachate waste (Section 5.4, Part A(1)(a)(i)). The site also operates a number of Directly Associated Activities related to the landfill and leachate treatment operations.

3.1.2 The variation will allow mixed non-hazardous waste arriving at the landfill to be first treated to recover materials for recycling, then further treated to remove non-combustible material to prepare the combustible wastes for energy recovery off-site, falling under section 5.4 A(1) (b) (ii) or EPR 2016 (that is, a mix of recovery and disposal of non-hazardous waste with a capacity exceeding 75 tonnes per day involving pre-treatment of waste for incineration or co-incineration). The site will receive and treat up to 500 tonnes of waste a day.

3.1.3 The risk of dust emissions will primarily result from the handling and treatment of wastes, as well as from the operation of mobile plant and other vehicles used to transport waste. There will be no point source emissions to air resulting from the operations.

3.2 Waste Types

3.2.1 Waste types accepted at the MRF for processing will be mixed municipal waste and similar materials which are anticipated to be low risk of generating dusty emissions. Wastes consisting of powders or dust are not to be accepted at the MRF.

3.2.2 However, some wastes may have the potential to generate dust which may be released during waste treatment. The list of wastes to be accepted and treated at the MRF are set out in Table 3.1, below.

Table 3.1 Wastes for Mechanical Treatment	
Waste Code	Description
01	WASTES RESULTING FROM EXPLORATION, MINING, QUARRYING, AND PHYSICAL AND CHEMICAL TREATMENT OF MINERALS
01 01	Wastes from mineral excavation
01 01	Wastes from mineral metalliferous excavation
01 01 02	Wastes from mineral non-metalliferous excavation

Table 3.1 Wastes for Mechanical Treatment	
Waste Code	Description
01 04	Wastes from physical and chemical processing of non-metalliferous minerals
01 04 08	Waste gravel and crushed rocks other than those mentioned in 01 04 07
01 04 09	Waste sand and clays
02	WASTES FROM AGRICULTURE, HORTICULTURE, AQUACULTURE, FORESTRY, HUNTING AND FISHING, FOOD PREPARATION AND PROCESSING
10 12	Wastes from manufacture of ceramic goods, bricks, tiles and construction products
10 12 06	Discarded moulds
10 12 08	Waste ceramics, bricks, tiles and construction products (after thermal processing)
10 12 12	Wastes from glazing other than those mentioned in 10 12 11
10 13	Wastes from manufacture of cement, lime and plaster and articles and products made from them
10 13 14	Waste concrete
15	WASTE PACKAGING; ABSORBENTS, WIPING CLOTHS, FILTER MATERIALS AND PROTECTIVE CLOTHING NOT OTHERWISE SPECIFIED
15 01	Packaging (including separately collected municipal packaging waste)
15 01 01	Paper and cardboard packaging
15 01 02	Plastic packaging
15 01 03	Wooden packaging
15 01 04	Metallic packaging
15 01 05	Composite packaging
15 01 06	Mixed packaging
15 01 07	Glass packaging
15 01 09	Textile packaging
17	CONSTRUCTION AND DEMOLITION WASTES (INCLUDING EXCAVATED SOIL FROM CONTAMINATED SITES)
17 01	Concrete, bricks, tiles and ceramics
17 01 01	Concrete
17 01 02	Bricks
17 01 03	Tiles and ceramics
17 01 07	Mixtures of concrete, bricks, tiles and ceramics other than those mentioned in 17 01 06
17 02	Wood, glass and plastic

Table 3.1 Wastes for Mechanical Treatment

Waste Code	Description
17 02 01	Wood
17 02 02	Glass
17 02 03	Plastic
17 03	Bituminous mixtures, coal tar and tarred products
17 03 02	Bituminous mixtures other than those mentioned in 17 03 01
17 04	Metals (including their alloys)
17 04 01	Copper, bronze, brass
17 04 02	Aluminium
17 04 03	Lead
17 04 04	Zinc
17 04 05	Iron and steel
17 04 06	Tin
17 04 07	Mixed metals
17 04 11	Cables other than those mentioned in 17 04 10
17 05	Soil (including excavated soil from contaminated sites), stones and dredging spoil
17 05 04	Soil and stones other than those mentioned in 17 05 03
17 09	Other construction and demolition wastes
17 09 04	Mixed construction and demolition wastes other than those mentioned in 17 09 01, 17 09 02 and 17 09 03
19	WASTES FROM WASTE MANAGEMENT FACILITIES, OFF-SITE WASTE WATER TREATMENT PLANTS AND PREPARATION OF WATER INTENDED FOR HUMAN CONSUMPTION/INDUSTRIAL USE
19 01	Wastes from incineration or pyrolysis of waste
19 01 02	Ferrous materials removed from bottom ash
9 02	Wastes from physico/chemical treatments of waste (including dechromatation, decyanidation, neutralisation)
19 02 03	Premixed wastes composed only of non-hazardous wastes
19 02 10	Combustible wastes other than those mentioned in 19 02 08 and 19 02 09
19 04	Vitrified waste and wastes from vitrification
19 04 01	Vitrified waste
19 12	Wastes from the mechanical treatment of waste (for example sorting, crushing, compacting, pelletising) not otherwise specified

Table 3.1 Wastes for Mechanical Treatment	
Waste Code	Description
19 12 01	Paper and cardboard
19 12 02	Ferrous metal
19 12 03	Non-ferrous metal
19 12 04	Plastic and rubber
19 12 05	Glass
19 12 07	Wood other than that mentioned in 19 12 06
19 12 08	Textiles
19 12 09	Minerals (for example sand, stones)
19 12 10	Combustible waste (refuse derived fuel)
19 13	Wastes from soil and groundwater remediation
19 13 02	Solid wastes from soil remediation other than those mentioned in 19 13 01
20	MUNICIPAL WASTES (HOUSEHOLD WASTE AND SIMILAR COMMERCIAL, INDUSTRIAL AND INSTITUTIONAL WASTES) INCLUDING SEPARATELY COLLECTED FRACTIONS
20 01	Separately collected fractions (except 15 01)
20 01 01	Paper and cardboard
20 01 02	Glass
20 01 38	Wood other than that mentioned in.20 01.37
20 01 39	Plastics
20 01 40	Metals
20 02	Garden and park wastes (including cemetery waste)
20 02 02	Soil and stones
20 03	Other municipal wastes
20 03 01	Mixed municipal waste
20 03 02	Waste from markets
20 03 07	Bulky waste

3.3 Waste Deliveries and Outloading

3.3.1 There is a potential for dust to be generating during the delivery and tipping-off of wastes at the facility. This may be caused by dust from the waste being entrained in the wind or released as it is offloaded from the vehicle. Dust may also be released from site roads by vehicle movements, and particulates may be present in vehicle exhausts.

3.3.2 Similarly, dust may be entrained into the air during waste outloading, and dust particulates may be released from site roads by vehicle movements and vehicle exhausts.

3.4 Fixed Plant

3.4.1 Some wastes will have the potential to generate dust while undergoing treatment, particularly at transfer points between conveyors and during sorting.

3.4.2 The fixed plant on site includes conveyors, the overband magnet, the eddy current separator, fan blower, water bath and two trommels. These are all located inside the MRF building, as show on Drawing PWS105.

3.4.3 The MRF building is not proposed to have an air extraction system. The building will be naturally ventilated and the walls, roof and roller-shutter doors will provide containment for any dust arising. Therefore any dust escaping from the operation will be fugitive only, with no point-source emissions to air.

3.5 Mobile Plant and Waste Handling

3.5.1 A front-end loader will be used within the MRF building to transfer waste into the process and for loading/unloading.

3.5.2 The loading/ unloading of waste has the potential to generate dust by entrainment into the air, especially when waste is being dropped from the plant.

3.5.3 Dust may also be released from the road surface by vehicle movements, and particulates may be present in vehicle exhausts.

4 MANAGEMENT OF DUST EMISSIONS

4.1 General

- 4.1.1 The operator will ensure that emissions of dust and particulates from the MRF facility are controlled in accordance with Best Available Techniques and Appropriate Measures for non-hazardous and inert waste treatment facilities.
- 4.1.2 Implementation of the Dust Management Plan will be the responsibility of the site manager. The Dust Management Plan will form part of the Environmental Management System for the site and compliance will be audited on an annual basis.
- 4.1.3 This will entail not only a spot-check but records of incidents will be reviewed and the plan will be updated as necessary to address any issues.
- 4.1.4 The plan will also be reviewed if an ongoing problem is noted with dust, that is, if breaches are regular or frequent.
- 4.1.5 All staff will be made aware of the Dust Management Plan and their responsibilities to ensure compliance. Refresher training will be given as necessary.
- 4.1.6 The sections below describe how emissions will be controlled from the potential sources of dust identified in Section 3.

4.2 Waste Types and Waste Acceptance

- 4.2.1 Waste types accepted at the MRF are anticipated to be low risk of generating dusty emissions and will exclude loads consisting of primarily powders or dust.
- 4.2.2 Strict waste pre-acceptance and acceptance procedures will be operated at the site, which will include checks to reduce the risk of excessively dusty loads arriving at the site.
- 4.2.3 At the pre-acceptance stage, waste streams that are allocated to the MRF treatment plant will be fully characterised and described in the waste information form, so it is apparent to weighbridge staff when the waste arrives on site. Wastes characterised as excessively dusty, such as those consisting of mainly loose powders and fibres, will not be approved for acceptance at the MRF.
- 4.2.4 Waste arriving at the site will be weighed and inspected at the weighbridge. The transfer note will be checked against the pre-acceptance information and, wherever possible, a visual inspection of the waste will be made. If all documentation is in order and the waste appears as characterised (including not appearing excessively

dusty), the load will be directed to the MRF waste reception area. Non-permitted and other non-conforming waste types will be returned to the site of origin or re-directed to an appropriately permitted facility.

4.2.5 Waste loads received at the waste reception area will be inspected during unloading to ensure that they are compliant with the permit and whether they are suitable for waste treatment. Non-permitted and other non-conforming waste types (including those with the potential to cause excessive dust emissions) will be re-loaded immediately, or otherwise quarantined for removal as soon as possible. Waste rejected from the waste reception area will be returned to the site of origin or re-directed to an appropriately permitted facility.

4.3 Waste Deliveries and Dispatch

4.3.1 All MRF operations, including tipping of wastes and loading vehicles for dispatch will be undertaken within the enclosed MRF building. Waste will be delivered and dispatched in enclosed or sheeted vehicles to minimise emissions in transit.

4.3.2 The MRF building will be fitted with fast-acting roller-shutter doors, which will be opened to allow vehicular access and egress only, and will remain closed during waste loading and unloading to effectively contain emissions to air, including dust.

4.3.3 Drop heights will be minimised from loading and unloading to minimise the risk of raising dust.

4.3.4 The entrance road to the MRF will be provided with suitable surfacing which can be swept clean. Site roads will be properly maintained and metalled roads will be swept as necessary to limit any build-up of dust.

4.3.5 The site operates a traffic management plan which specifies a speed limit of 10 miles per hour, further minimising risk of dust being raised.

4.3.6 It will not be possible to manage emissions from all vehicles using the site, which may be owned and operated by third parties. Valencia has a preventative maintenance programme and will ensure that their own vehicles are regularly serviced. The fleet will be managed to ensure that as far as possible vehicles with lower emissions are selected.

4.4 Fixed Plant

4.4.1 To prevent dusty emissions from the treatment process, the doors of the MRF building will be kept closed as far as possible to contain emissions. The building will

be equipped with fast acting roller shutter doors, which will be opened to allow vehicular access and egress only.

4.4.2 Plant will be configured to minimise drop heights at all transfer points and to prevent the likelihood of the escape of fugitive emissions.

4.4.3 Localised air extraction is provided for the three-way separator. This will extract air directly from the screener and direct it back into the building via a dust filter. A spray bar will also be provided at the transfer point for light waste coming out of the three-way separator.

4.4.4 Regular visual inspections will be made throughout the day to ensure that no significant dust is leaving the building, particularly whilst waste sorting equipment is in operation.

4.4.5 Plant will be switched off when not in use to minimise emissions. All plant will be included in the Preventative Maintenance Schedule and will be serviced in line with the manufacturer's recommendations.

4.4.6 Good housekeeping measures will be maintained, ensuring the building and plant will be cleaned where necessary to prevent a build-up of dust.

4.5 Mobile Plant

4.5.1 Front-end loaders used for loading/unloading waste will be operated to minimise drop heights as far as possible, preventing dust being released into the air.

4.5.2 The plant will be switched off when not in use and will not be allowed to idle, preventing exhaust fume particulates.

4.5.3 All mobile plant will be included in the preventative maintenance schedule and will be serviced in accordance with the manufacturer's recommendations to avoid excessive emissions.

4.5.4 Where plant is replaced, the lowest emissions models will be selected where they are equally effective and the cost is not excessive.

4.6 Control of Fugitive Dust/Particulate Emissions

4.6.1 Table 4.1, below, sets out the potential sources of dust on site and summarises the measures in place to break the source/pathway/receptor linkage and minimise the impact of dust.

- 4.6.2 The main method of control is the enclosure of all MRF operations within a building. This provides a barrier breaking the link between the source and the receptor.
- 4.6.3 Water may be used to clean vehicles and for damping down if this becomes needed, for example in hot dry weather. The site has a mains water supply.
- 4.6.4 To control water usage, water in the wheelwash will be recirculated. Consideration is to be given to collecting and using roof water to minimise the use of mains water.

Table 4.1 Breaking the Source Pathway Receptor Linkage for Dust

Source	Pathway	Receptor	Type of impact	Where relationship can be interrupted
Mud on site roads	Tracking dust on wheels and vehicles, then mud dropping off wheels/vehicles when dry	Mud on highway immediately adjacent to site entrance. Potential impact on local businesses and closest residential receptors	Visual soiling, also consequent resuspension as airborne particulates	Remove mud before vehicles leave site. Properly surfaced road provided between MRF and site entrance. Wheel wash available. Entrance road swept as necessary by road sweeper to prevent materials tracking out of site. Speed limit in force to avoid raising dust. Damping down with water if needed, e.g. in hot dry weather, e.g. with hose or bowser.
Debris from waste in transit	Falling off lorries	Mud on highway immediately adjacent to site entrance. Potential impact on local businesses and closest residential receptors	Visual soiling, also consequent resuspension as airborne particulates	Properly surfaced road provided between MRF and site entrance. Wheel wash available. Entrance road swept as necessary to prevent materials tracking out of site. All vehicles enclosed or sheeted to prevent escape of waste.
Tipping, storage and sorting of waste inside buildings	Escape from building and subsequent atmospheric dispersion	Potential impact on local businesses and closest residential and wildlife receptors.	Visual soiling and airborne particulates	Containment maximised with doors open only for entry/exit of vehicles. Doors directed away from most sensitive receptors. MRF is located on the landfill away from neighbouring businesses. Drop heights minimised. Damping down with water from hose, if needed, e.g. in hot dry weather.
Vehicle exhaust emissions	Atmospheric dispersion	Potential impact on local businesses and closest residential and wildlife receptors	Airborne particulates	Vehicles properly maintained and switched off when not in immediate use. Models with lower emissions to be considered when replacing vehicles.

Table 4.1 Breaking the Source Pathway Receptor Linkage for Dust

Source	Pathway	Receptor	Type of impact	Where relationship can be interrupted
Non road going machinery exhaust emissions	Atmospheric dispersion	Potential impact on playing field, local businesses and closest residential and wildlife receptors	Airborne particulates	Compliance with standards within the non-road machinery regulations. Plant properly maintained and switched off when not in use. Models with lower emissions to be considered when replacing plant.
Waste treatment	Escape from buildings and subsequent atmospheric dispersion	Potential impact on local businesses and closest residential and wildlife receptors	Visual soiling and airborne particulates	All operations take place within an enclosed building. The doors will be kept closed as far as practicable. Drop heights minimised. Plant layout designed to keep dust operations away from the doors. Damping down with water from hose, if needed, e.g. in hot dry weather. Three way separator has local air extraction to dust filter and spray bar at the lights unloading point.
Build-up of dust around the site	Escape from buildings and subsequent atmospheric dispersion	Potential impact on local businesses and closest residential and wildlife receptors	Visual soiling and airborne particulates	Bays emptied on a regular basis. Good housekeeping with plant, bays and other surfaces cleaned as necessary to prevent major build ups of dust.

5 MONITORING OF DUST EMISSIONS

- 5.1.1 Dust monitoring will be undertaken throughout the day with staff aware of the need to report any excessive dust so that the cause can be identified and resolved.
- 5.1.2 Formal monitoring will take place at least once a day with an inspection being made around the outside of the building along the site road and at the site entrance. The finding of this inspection will be recorded in the site log.
- 5.1.3 Where dust is noted leaving the site or escaping from the MRF building (paying particular attention to entrances and exits where fugitive emissions are most likely), this will be recorded and immediately reported to the site manager. Steps will be taken to confirm the source of the dust and take remedial action.

6 SITE MANAGEMENT

6.1 Environmental Management System

6.1.1 The MRF will be managed by a technically competent manager in accordance with Valencia's written Environmental Management System. The EMS covers:

- Quality Management;
- Environmental Management;
- Health and Safety Management;
- Training;
- Maintenance; and
- Environmental permit and other environmental legislation and requirements.

6.1.2 Site operatives are trained to follow the measures set out in the EMS and to understand their responsibilities under the Environmental Permit.

6.2 Emergency Situations

6.2.1 Contact details for emergency third party contractors will be set out in the Environmental Logbook.

6.2.2 In the event of equipment failure that is vital to the dust suppression, repairs will be undertaken promptly. If any part of the equipment must be replaced, the operations will not recommence until replacement equipment arrives and is in a condition ready for use.

6.3 Complaints

6.3.1 Should a complaint be received, either from a member of the public or one of the Regulators, this will be recorded on a form prepared for the purpose.

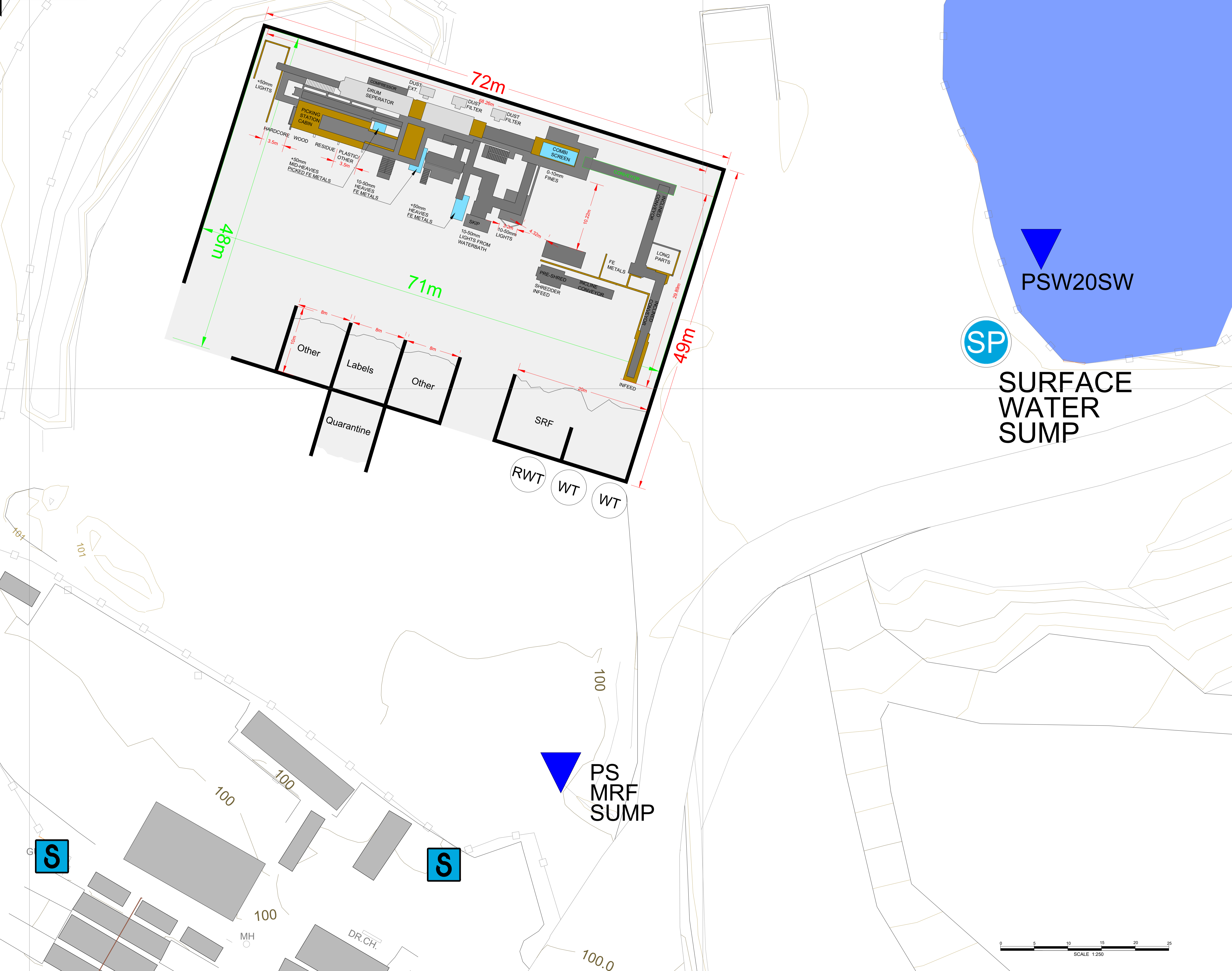
6.3.2 The following information will be recorded:

- contact details of complainant;
- date and time of the incident;
- nature of the incident;
- weather conditions at the time (including wind strength and direction, any precipitation, temperature).

- 6.3.3 The information will be passed to the site manager or their designated deputy for action.
- 6.3.4 An investigation will be carried out to determine the activities taking place on site at the time of the incident and the likely cause of the dust emissions.
- 6.3.5 The site manager, or their deputy, will determine the measures required to prevent further significant emissions and will implement action to resolve the issue.
- 6.3.6 The complainant will be informed of the outcome of the investigation, the remedial measures proposed and the likely time scale for implementation (unless they have indicated that they do not wish to be contacted).
- 6.3.7 A record of the complaint and the actions taken will be retained on site and these records will be made available to the Environment Agency on request.
- 6.3.8 Contact details for the site will be made available via the site noticeboard and the Company website. All complaints will be taken seriously and will be properly recorded and investigated.
- 6.3.9 Where there are consistent complaints regarding dust from the site or where there is a major incident and pollution is known to have occurred or to be likely to occur the Environment Agency will be informed as soon as possible by telephone.
- 6.3.10 Written reports will subsequently be provided to the Environment Agency in line with the permit conditions.
- 6.3.11 The complaint log will be reviewed on an annual basis to assess any trends or common issues. Where necessary, the Dust Management Plan will be updated as a result and targets for improvement will be put in place.
- 6.3.12 A date will be set for when corrective action should be completed and actions will be reviewed and recorded to demonstrate that improvements have been implemented as required.
- 6.4 Distribution and Training
- 6.4.1 A physical copy of the Dust Management Plan will be kept on site at all times and made available to employees. This shall be made available to the Regulator on request.

- 6.4.2 Site operatives will be trained and familiarised with the mitigation actions required for their role. The training will make the operative aware of the wider dust management controls active at the site. Suitable training may include a site-specific toolbox talk and annual refresher sessions.
- 6.4.3 The Site Manager will ensure that each employee and subcontractor is familiar with the control measures and procedures outlined in this plan and are aware of their individual role in reducing dust emissions. Personal protective equipment shall be provided as necessary for employees and visitors.
- 6.5 Review and Responsibility
- 6.5.1 The site manager will be responsible for enforcing the Dust Management Plan. The site manager may nominate a site supervisor or similar suitably trained operative carrying out day-to-day activities around the site to support with the enforcement of the measures contained within the plan.
- 6.5.2 The Dust Management Plan will be reviewed annually, in line with the Environmental Management System. New versions of this plan will be issued as and when necessary, with mitigation and/or operational changes outlined. The version history shall be updated each time.
- 6.5.3 It is the responsibility of operator and the Site Manager to ensure the DMP is enforced and that all employees are suitably trained.

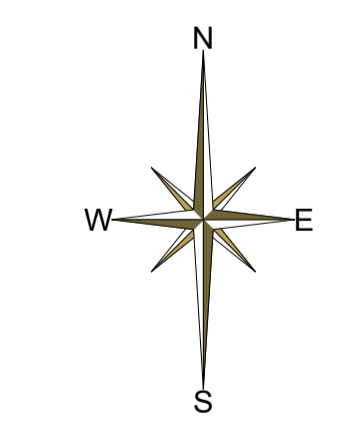
DRAWINGS



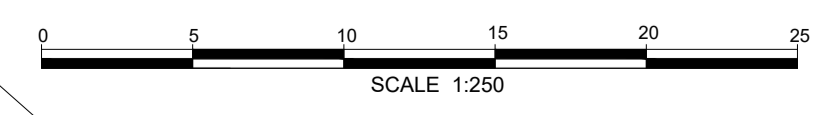
PSW20SW

RWT WT WT

PS
MRF
SUMP



SITE NAME PILSWORTH SOUTH LANDFILL	
DRAWING TITLE PROPOSED MRF LOCATION OPTION 1	
DRAWING NUMBER PWS105	
TASK NUMBER 21328	REVISION
SCALE 1:250 @ A1	R/DRN
O/DRN S.Robinson	R/DATE
O/DATE 06.04.2023	R/APP
O/APP L.Edmonds	R/DATE
O/DATE 08.06.2023	R/APP
INFORMATION TAKEN FROM	
SURVEY SERVICES MASTER FILE	PWS101s-Apr2022 Rev B MAS-SMF 019
OTHER DRAWINGS	PWS12000-Sep2022



STOKE-ON-TRENT

Sir Henry Doulton House
Forge Lane
Etruria
Stoke-on-Trent
ST1 5BD
Tel: +44 (0)1782 276 700

BIRMINGHAM

Two Devon Way
Longbridge Technology Park
Longbridge
Birmingham
B31 2TS
Tel: +44 (0)121 580 0909

BOLTON

41-50 Futura Park
Aspinall Way
Middlebrook
Bolton
BL6 6SU
Tel: +44 (0)1204 227 227

BRISTOL

Temple Studios
Temple Gate
Redcliffe
Bristol
BS1 6QA
Tel: +44 (0)117 203 4477

BURY ST EDMUNDS

Armstrong House
Lamdin Road
Bury St Edmunds
Suffolk
IP32 6NU
Tel: +44 (0)1284 765 210

CARDIFF

Tudor House
16 Cathedral Road
Cardiff
CF11 9LJ
Tel: +44 (0)292 072 9191

CARLISLE

Marconi Road
Burgh Road Industrial Estate
Carlisle
Cumbria
CA2 7NA
Tel: +44 (0)1228 550 575

EDINBURGH

Great Michael House
14 Links Place
Edinburgh
EH6 7EZ
Tel: +44 (0)131 555 3311

GLASGOW

24 St Vincent Place
Glasgow
G1 2EU
Tel: +44 (0)141 428 4499

LEEDS

36 Park Row
Leeds
LS1 5JL
Tel: +44 (0)113 831 5533

LONDON

Third Floor
46 Chancery Lane
London
WC2A 1JE
Tel: +44 (0)207 242 3243

NEWCASTLE UPON TYNE

City Quadrant
11 Waterloo Square
Newcastle upon Tyne
NE1 4DP
Tel: +44 (0)191 232 0943

TRURO

Baldhu House
Wheal Jane Earth Science Park
Baldhu
Truro
TR3 6EH
Tel: +44 (0)187 256 0738

International office:

ALMATY

29/6 Satpaev Avenue
Hyatt Regency Hotel
Office Tower
Almaty
Kazakhstan
050040
Tel: +7(727) 334 1310