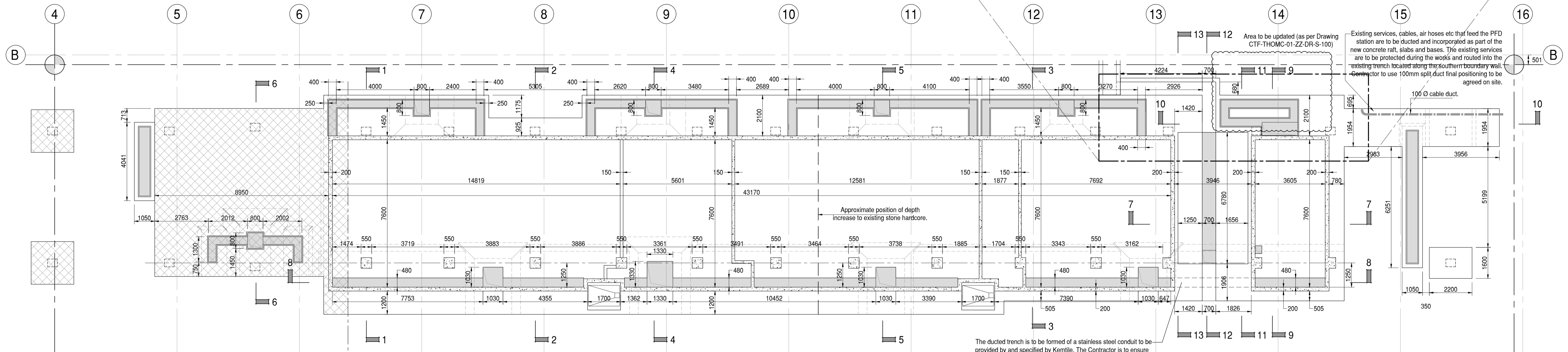
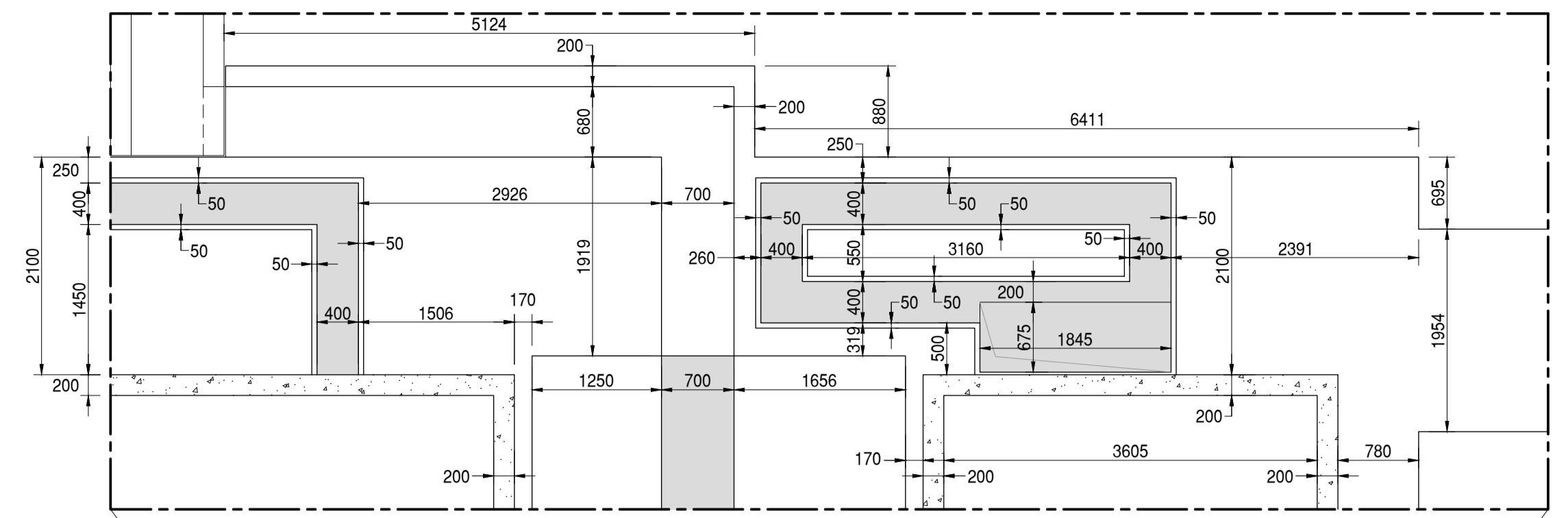


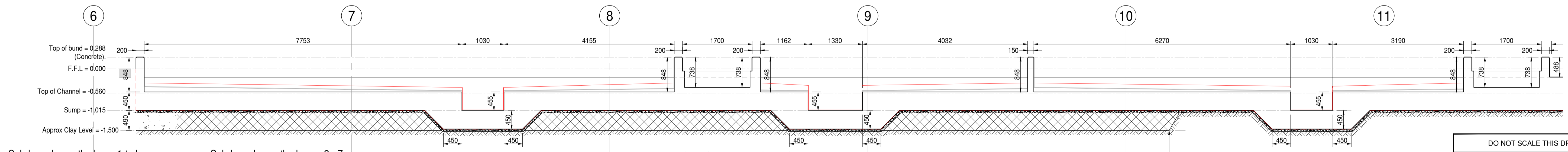
FOR SECTIONS SEE DRAWINGS CTF-THOMC-01-ZZ-DR-S - 103 + 104



General Arrangement Layout, (1:100).

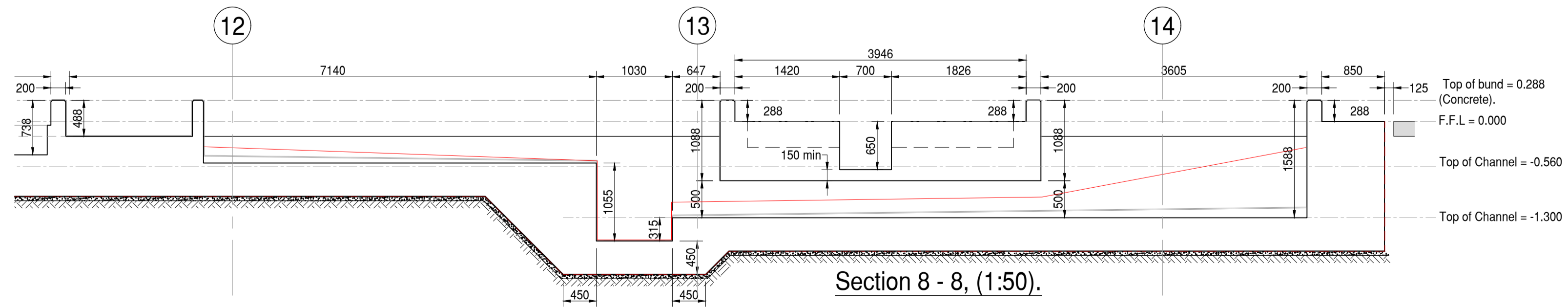
The ducted trench is to be formed of a stainless steel conduit to be provided by and specified by Kemitec. The Contractor is to ensure it is sufficiently restrained to prevent floatation or other movement during the casting of concrete. Kemitec will need to provide suitable flanged ends to the duct to provide a sealed interface with the chemical coating system. Final details to be provided and agreed with Thomas Consulting prior to manufacture.

All setting out and dimensional information was taken from George Koch drawings. The Contractor must ensure they are checked against their current drawings, if differences are found Thomas Consulting should be contacted immediately.



Section 8 - 8, (1:50).

Approximate position of depth increase to existing stone hardcore.



Section 8 - 8, (1:50).

DO NOT SCALE THIS DRAWING A1

DRAWING STATUS: CONSTRUCTION ISSUE

THOMAS CONSULTING
 STRUCTURAL & CIVIL DESIGN ENGINEERS
 Offices in Chorley, Lancaster & Shrewsbury
 Tel: 01772 299240
 e-mail: info@thomasconsulting.co.uk

CLIENT: ROBERTSON.

PROJECT: CTF WORKS - BAE SAMLESBURY.

DRAWING TITLE: GENERAL ARRANGEMENT SECTIONS.

DATE CREATED: 29-05-2022 DRAWING SCALE: As noted @ A1 DRAWN BY: GW CHECKED BY: PB QA CATEGORY: 1

DRAWING REF: CTF-THOMC-01-ZZ-DR-S - 102 H

REVISIONS					
REV	DATE	DESCRIPTION	DRAWN BY	CHECKED BY	
A	13-06-22	Drawing Status Updated	GW	PB	
B	29-07-22	Tank support plinths removed.	GW	PB	
C	11-08-22	Construction Issue.	GW	PB	
D	16-08-22	Construction Issue.	GW	PB	
E	02-09-22	Bund wall added.	GW	PB	
F	07-10-22	Fill beneath slabs amended to suit.	GW	PB	
G	15-11-22	Setting-out dimensions added, section 9-9 moved to drg 104.	GW	PB	
H	22-12-22	Service trenches & cable duct added.	GW	PB	

