

Shortlist for Yaverland and Shanklin

The below options are our shortlist for both Yaverland and Shanklin.

We are now inviting the community to give us their feedback on the options below, which will help us determine a preferred option.

As part of the options and economic assessment we are required to provide a baseline against which to assess the options. Option 1 and 2 are the baseline, however, they do not meet the project objectives.

Option 1: Do Nothing.

- No action taken, leave defences to deteriorate and eventually fail.
- Impact: The sea defences will deteriorate and ultimately fail. Risk of flooding and coastal erosion rises significantly for the Shanklin and Yaverland defences.

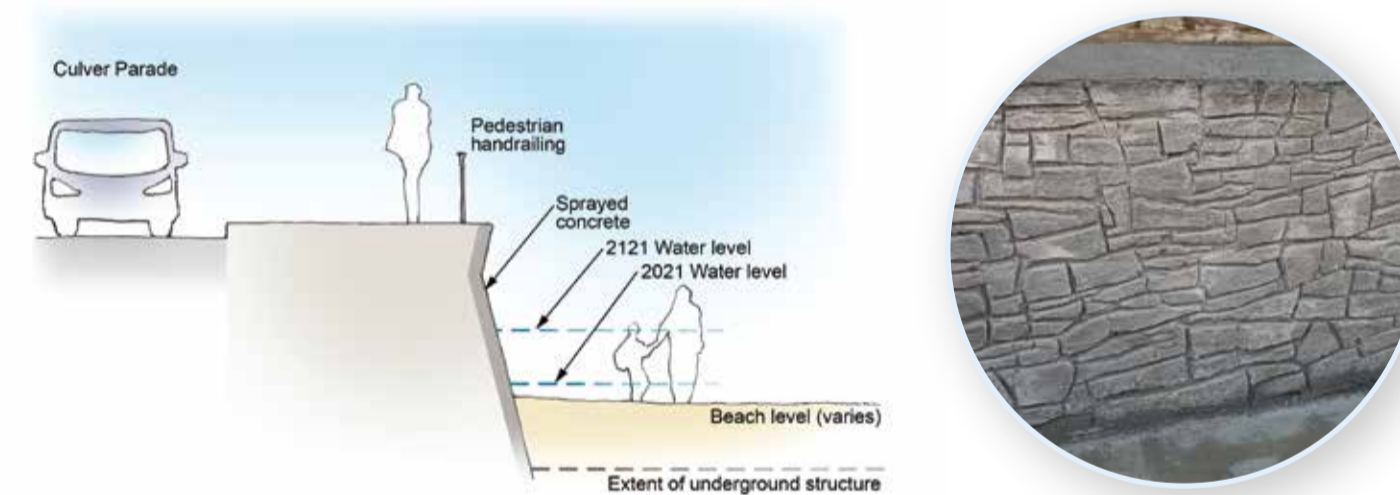
Option 2: Do Minimum.

- Minimal reactive patch and repair maintenance of existing walls and groynes.
- Impact: A delay in the failure of the sea defences, with no adaptation taking place for rising sea level. Risk of flooding and coastal erosion rises significantly for the Shanklin and Yaverland defences.

Options which meet the project objectives, and which are being investigated further are Option 3, 4 and 5.

Option 3: Keep the existing defence level.

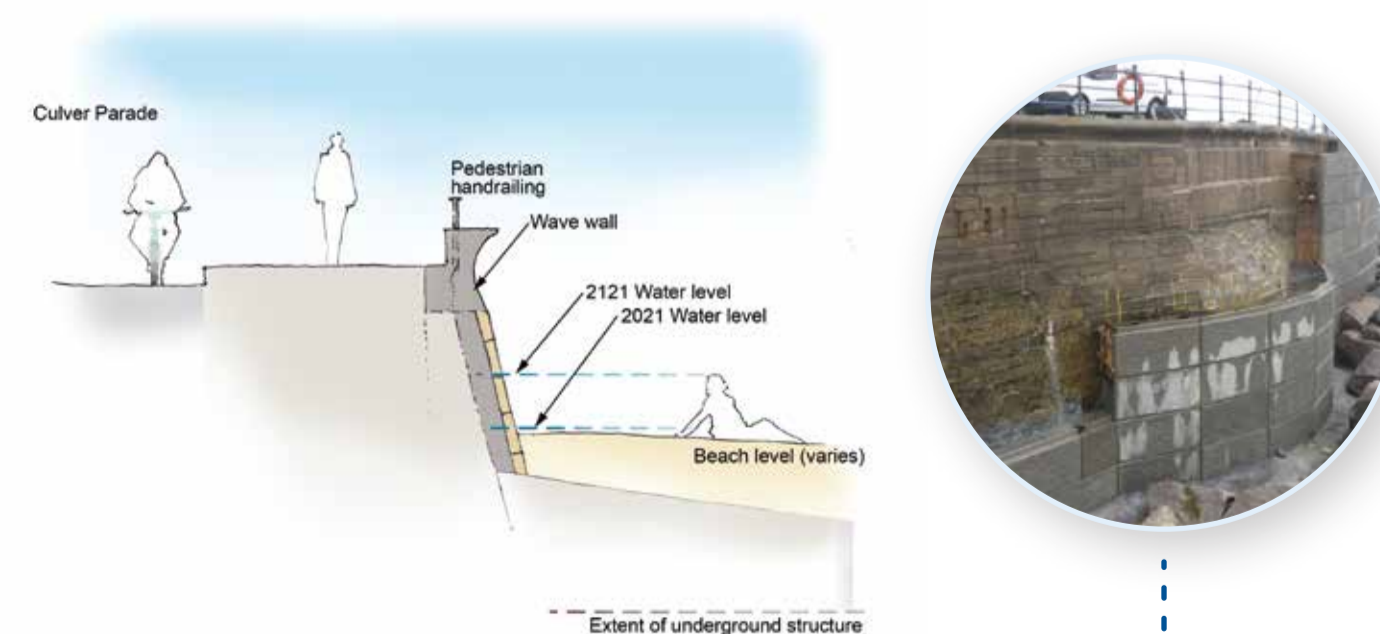
- Wall refurbishment and groyne maintenance.
- No raising of the existing defence height either now or in the future.
- Impact: Without adaptation made for climate change and rising sea level the risk of flooding and coastal erosion will increase over time.



Example of existing defence level with concrete spray

Option 4: Raise the level of the defence in stages into the future.

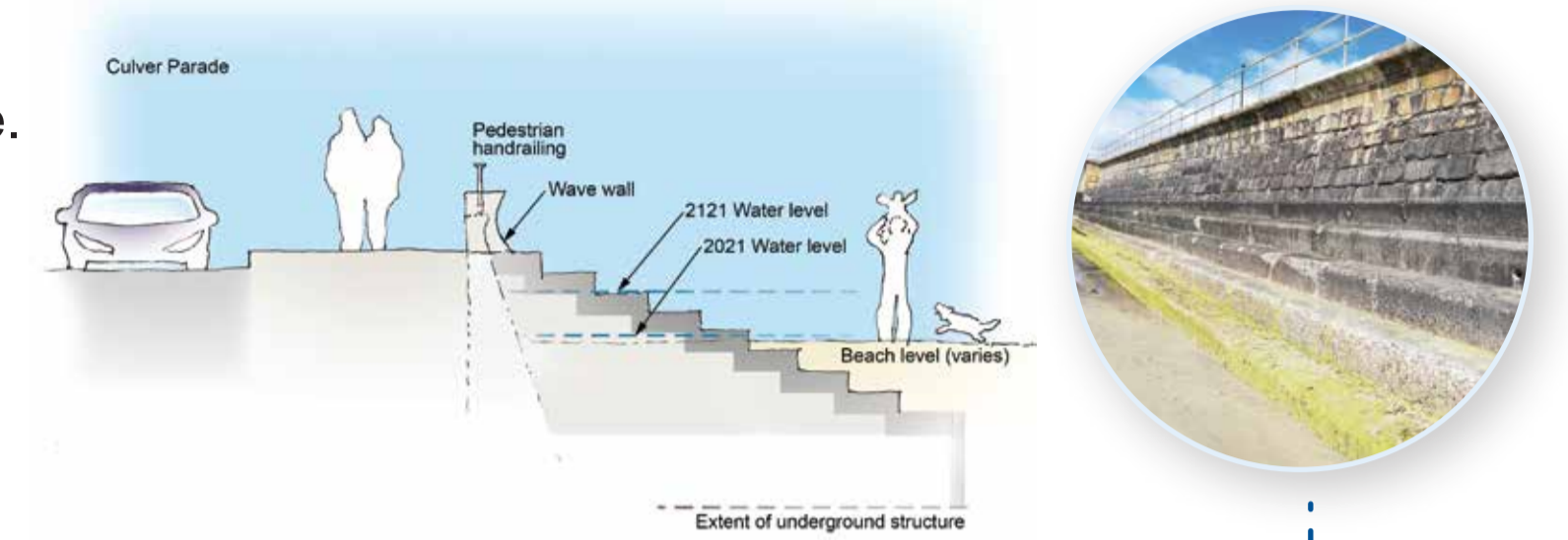
- Wall refurbishment and groyne maintenance.
- Raise the defence height in stages to adapt to and keep up with future climate change predictions.
- Impact: The sea defences are adapted through raising the defence height in stages to reduce the risk to Yaverland and Shanklin from rising sea level and coastal erosion in the future.



Example of raising defence height with encasement

Option 5: Raise the defence level now.

- Wall refurbishment and groyne maintenance.
- Raise the defence height.
- Impact: The sea defences are adapted through raising the defence height now to reduce the risk to Shanklin and Yaverland from rising sea level and coastal erosion.



Example of raising defence height with revetment

- * Options 4&5- wall heights will be tested up to 1.25m in height above the existing pavement level.
- * Options 3,4 & 5- Methods of wall refurbishment of current sea walls are under further investigation. Encasing by either concrete spraying or using precast cladding and/or with concrete revetments are the measures under consideration.
- * Options 3,4 & 5- Works to the foundation and toe of the sea walls will need to be undertaken.
- * Options 3,4 & 5- Concrete spraying can be done as a thin wearing coat or in thicker structural sections dependent on the condition of the current defence
- * Options 4&5 - Capping Units are used to raise the crest level of the sea wall

What will happen next?

Timescales

■ Yaverland & Shanklin Project Phase ■ Engagement

Spring 2022 - Spring 2023	Spring / Summer 2023	Autumn 2023 - Autumn 2024	Winter 2024 - Winter 2028
Surveys & Studies	Options assessment	Select preferred option Initial design	Detailed design Constructions
Early community awareness	Community consultation	Shortlist shared Preferred option shared	Continued community engagement with more detail on project specifics