

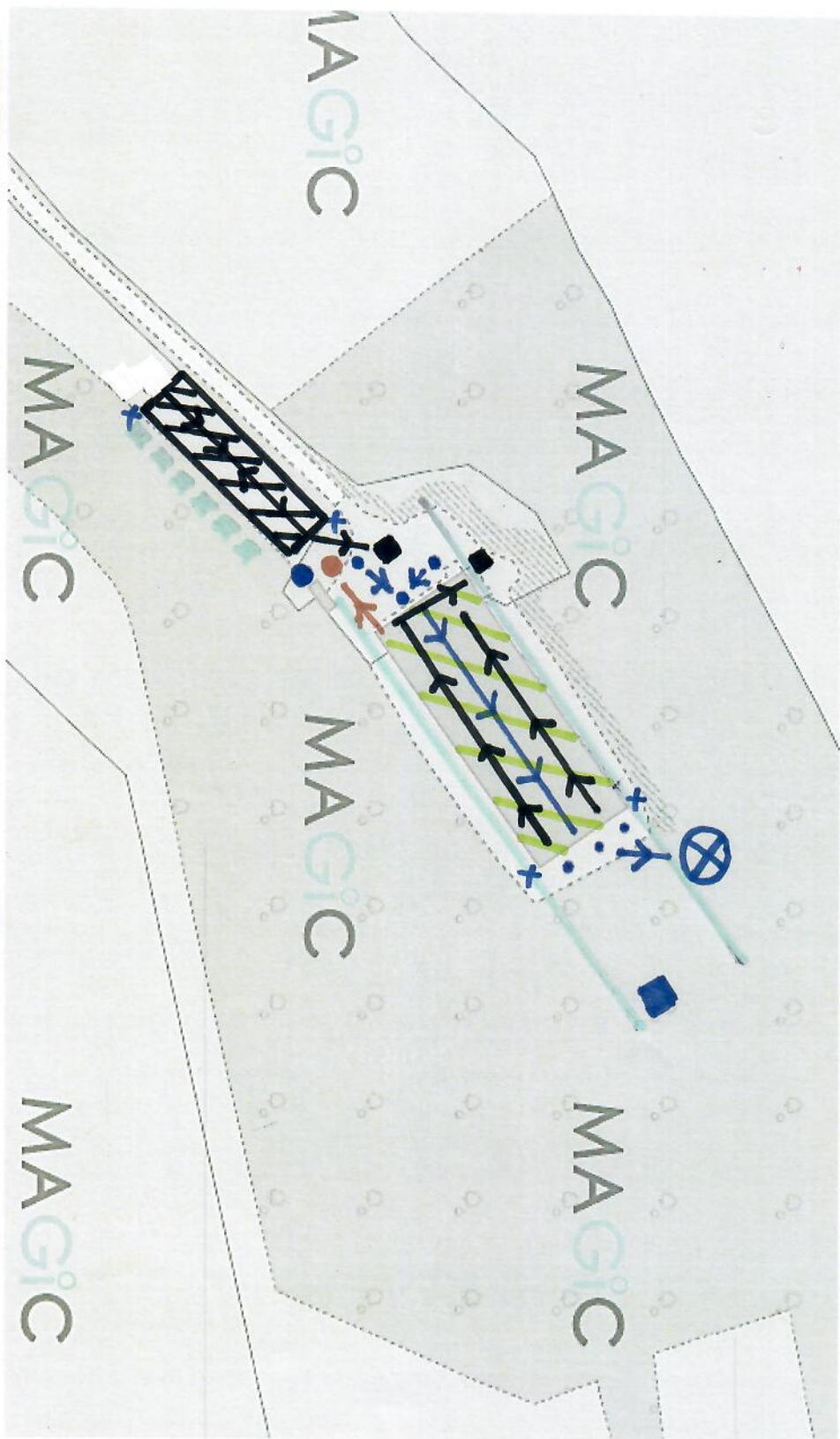


SITE BOUNDARY

- BOUNDARY
 - 1 - EXISTING HOUSE 485
 - 2 - NEW 16000 SHED
- COMPLETION JAN 2024.



DRAINAGE PLAN



- 6 m³ CRATE SOAKAWAY POINTS
- DOWN PIPES FROM ROOF WATER

- HOUSE 6 NEW BUILD 10000 BIRDS
- HOUSE 485 - EXISTING SHED - 32000 BIRDS
- CLEAN WATER DRAINING LOCATED IN CAR PARK AND AT THE REAR OF THE SHED.
- CLEAN WATER FLOW
- BOREHOLE DRILL POINT

- CLEAN WATER SOAK AWAY
- SEPTIC TANK
- DIRTY WATER COLLECTION POINTS
- DIRTY WATER FLOW
- 100mm PERFORATED DRAINAGE PIPE
- BOREHOLE PUMP & STORAGE TANK

- LOBBY

- 4000 BIRD SECTIONS

- 300mm FUMUS - 2 FRESH AIR CHIMNEY AIR INLETS

- 23 POPHOLES TO THE RANGE

- FRESH AIR INLETS (10)

- 2 x 920mm EXHAUST FANS

4 x EM50 BELT DRIVE FANS

- MUCK BELT FOR MUCK REMOVAL

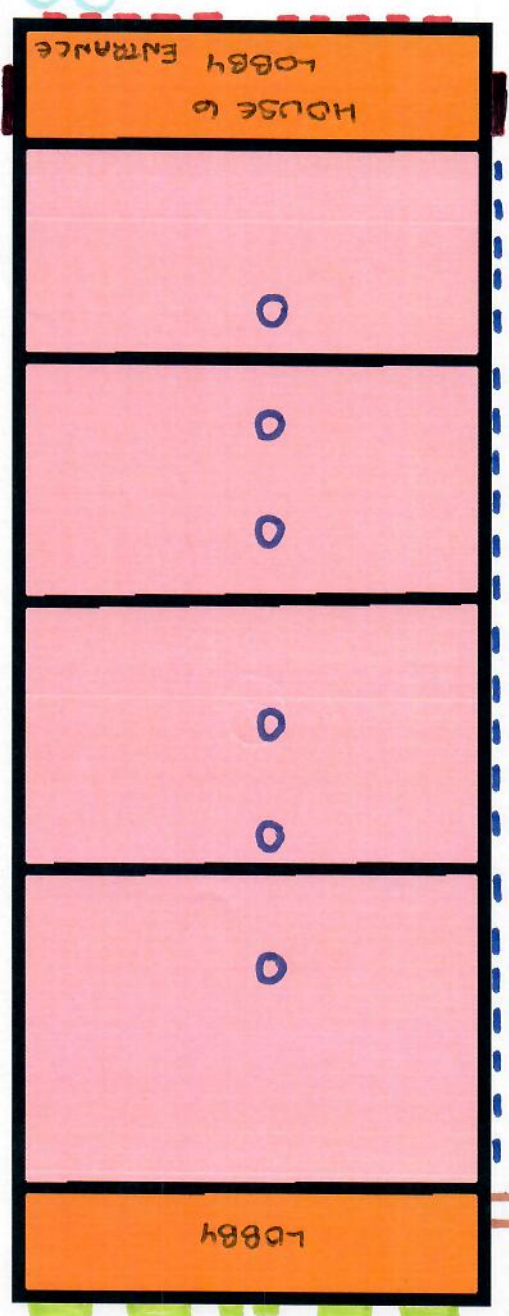
- 2 x 18T FEED BINS

- DUST CYCLONE

- MUCK COLLECTION TRAILER

16000 BIRDS

New shed (House 6) - Emission points



4

1

Existing shed - Emmission points - HOUSE 4 & 5.
32000 BIRDS.



- LOBBY



- 4000 BIRD SECTIONS



- ROOF Chimney inlets, 730mm



- SIDE INLETS



- CABLE END FANS

4 x LARGE EMSO FANS
2 x 410mm AXIAL FANS

- 23 POPHOLES AT EITHER
SIDE - ALLOWING ACCESS
TO RANGE.



- MUCK BELT FOR MUCK
REMOVAL



- 2 x 18T FEED BINS



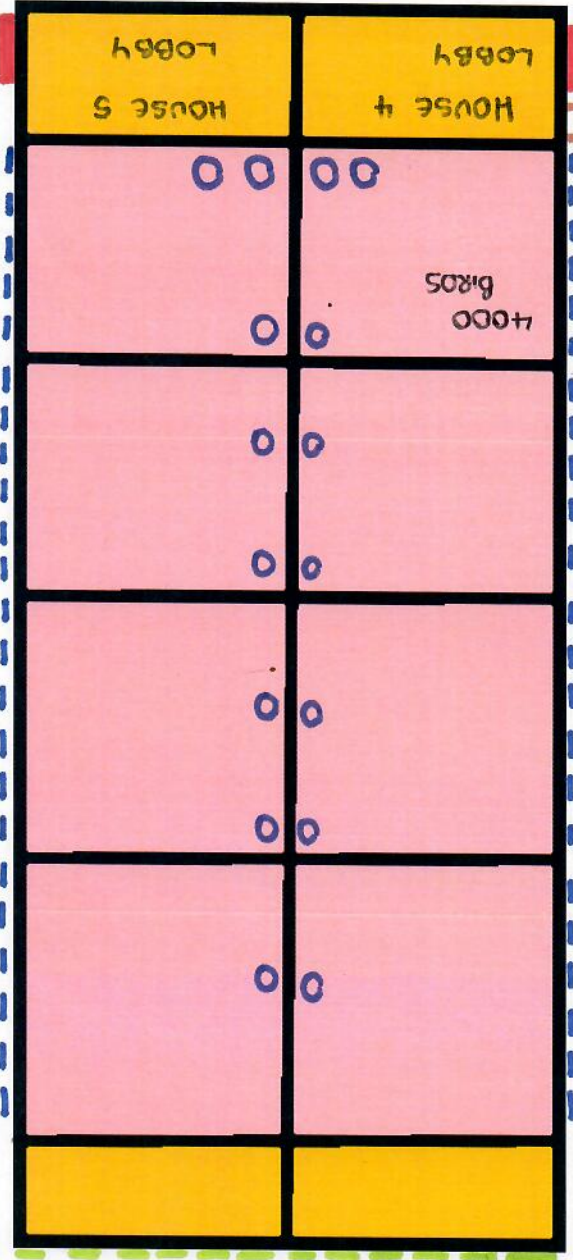
- DUST CYCLONE



- BACK UP GENERATOR



- MUCK TRAILER




Site Layout - Egg collecting

- LOBBY

- BIRO AREA

- PACKING ROOM



FRONT OF NEW SHED

EGG CONVEYOR TO EXISTING PACKING ROOM.