




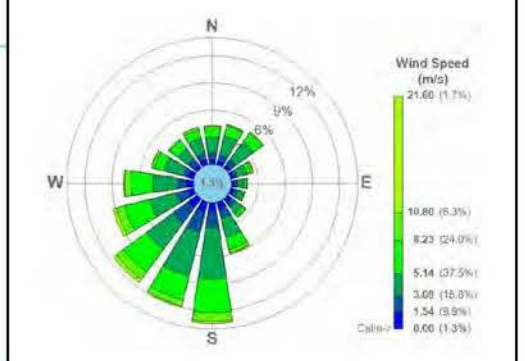


LEGEND

-  ENVIRONMENTAL PERMIT BOUNDARY
-  ENVIRONMENTAL PERMIT BOUNDARY 2km BUFFER
-  LISTED BUILDINGS
-  SITES OF SPECIAL SCIENTIFIC INTEREST
-  ANCIENT WOODLAND



ReNew Wilton Ltd

SLR 
global environmental solutions

4/5 LOCHSIDE VIEW
EDINBURGH PARK
EDINBURGH
EH12 9DH
T: +44 (0)131 335 6830
www.slrc consulting.com

**RENEW WILTON LTD
ENVIRONMENTAL PERMIT APPLICATION
ENVIRONMENTAL PERMIT APPLICATION
CULTURAL AND NATURAL
HERITAGE**

4

Scale 1:17,500 @ A3 Date JANUARY 2020

09177_00001 4.1 Cultural and Natural Heritage

Contains Ordnance Survey data © Crown copyright and database right 2019

© This drawing and its content are the copyright of SLR Consulting Ltd and may not be reproduced or amended except by prior written permission. SLR Consulting Ltd accepts no liability for any amendments made by other persons.