
















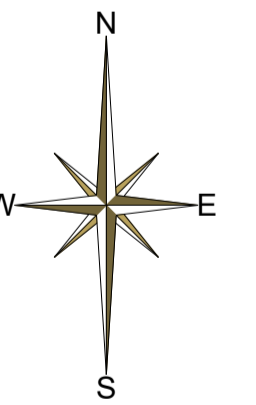


-  BUILDINGS & WALLS
 -  WATER
 -  GATES
 -  MANHOLES & GULLIES
 -  FOLIAGE
-
-  GENERIC FENCE
 -  PLAN WIRE FENCE
 -  STOCKPROOF FENCE
 -  ENHANCED STOCKPROOF FENCE
 -  POST & RAIL FENCE
 -  STRAND BARBED WIRE FENCE
 -  CLOSE BOARD WIRE FENCE
 -  METAL PALISADE FENCE
 -  CHAIN LINK FENCE
 -  LITTER SCREEN FENCE
 -  NEWT FENCE
 -  BARRIER



SITE NAME
**WALPOLE
LANDFILL**

DRAWING TITLE
**PROPOSED MRF
LOCATION**

DRAWING NUMBER
WAL 175

TASK NUMBER 21328

SCALE	1:500 @ A1	REVISION	
O/DRN	R.L.Meaden	R/DRN	
O/DATE	06.06.2023	R/DATE	
O/APP	L.Edmonds	R/APP	
O/DATE	08.06.2023	R/DATE	

INFORMATION TAKEN FROM

SURVEY	WAL166s-May 2022 RevA
SERVICES MASTER FILE	WAL SMF 014
OTHER DRAWINGS	WAL14500-Jan2021 - VAL

