


Kingpin Recycling Limited

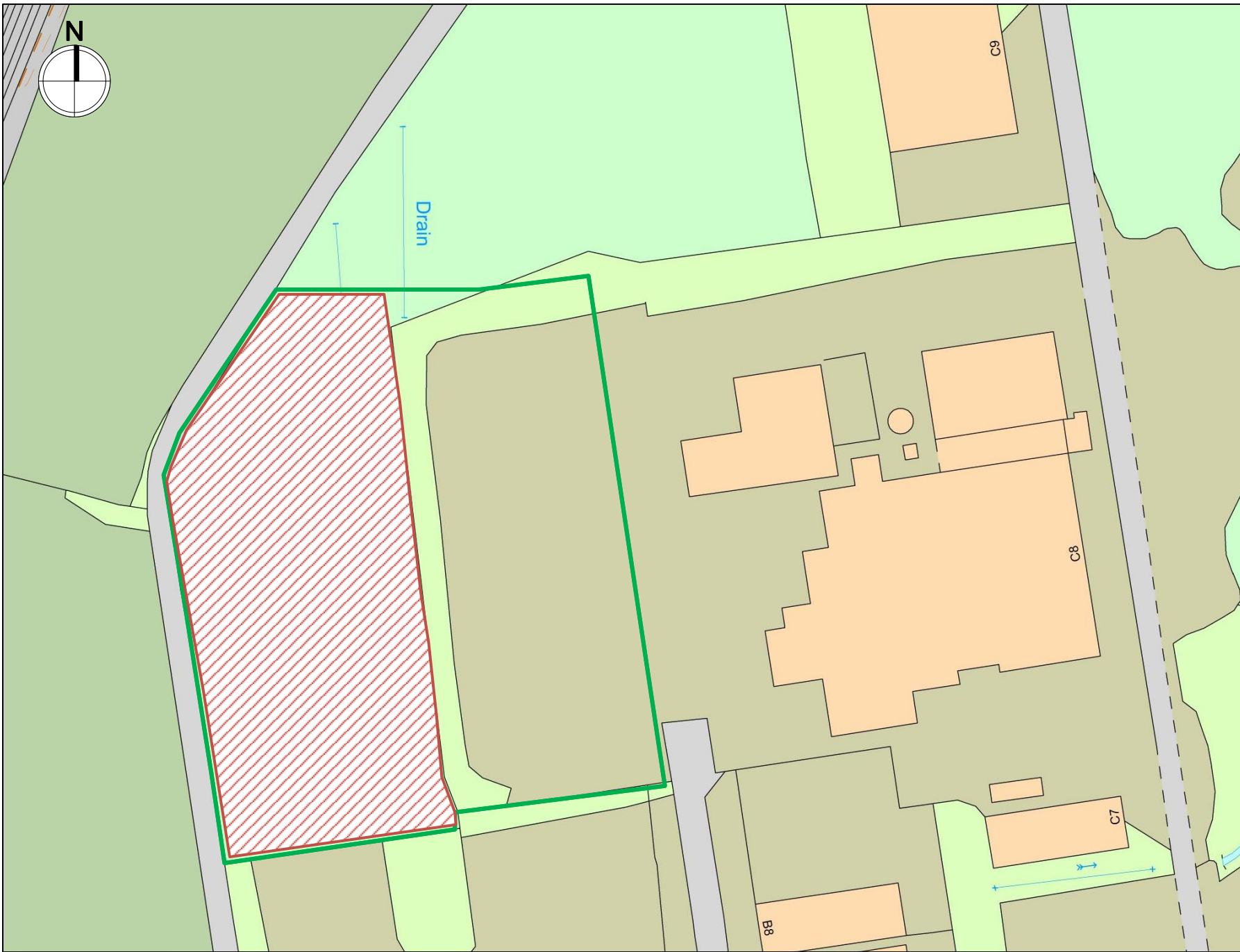
Client	Kingpin Recycling Limited
Title	Extended Permit Boundary Plan
Drawing No.	19/013k 001
Site	Unit C8, Wem Industrial Estate, Soulton Road, Wem, Shropshire, SY4 5SD.
Date	19/07/2022
Scale	1:1750

Key	 Permit Boundary
------------	---



WESTBURY ENVIRONMENTAL



T 01952 879705 E info@westburyenv.co.uk
 A Agriculture House, Southwater Way
 Telford, Shropshire, TF3 4NR
 W www.westburyenv.co.uk



Kingpin Recycling Limited

Client	Kingpin Recycling Limited
Title	Extension Area
Drawing No.	19/013k 002
Site	Unit C8, Wem Industrial Estate, Soulton Road, Wem, Shropshire, SY4 5SD.
Date	19/07/2022
Scale	1:1750

Key

	Permit Boundary
	Extension Area




WESTBURY ENVIRONMENTAL

T 01952 879705 E info@westburyenv.co.uk

A Agriculture House, Southwater Way
Telford, Shropshire, TF3 4NR

W www.westburyenv.co.uk



Kingpin Recycling Limited

Fire Prevention Layout Plan

19/013m 001 V4

Kingpin Recycling Limited,
Wem Industrial Estate, Soulton
Road, SY4 5SD

Scale: 1:900

22/01/2024

Created by: LR
Checked by: TW



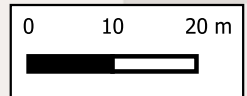
T 01952 879705 E info@westburyenv.co.uk

A Agriculture House, Southwater Way
Telford, Shropshire, TF3 4NR

W www.westburyenv.co.uk



- Dust Monitoring Points
- - - 3m high fencing / kerbing
- ▲ Electricity cut-off
- ▲ Water cut-off
- Noise bund
- Exit or Entrance to Site
- 3m Concrete Wall
- Fuel Storage
- ◆ Fire extinguisher
- Quarantine Area
- Spill kit
- Weighbridge
- Site Office
- Mobile Plant Storage
- Waste Reception Area
- Road on Site
- Bays
- Proposed Extension Area
- Permit Boundary



(C) OS Maps

Kingpin Recycling Limited

Client	Kingpin Recycling Limited
Title	Sensitive Receptors Plan
Drawing No.	19/013f 001 V3
Site	Unit 8, Wem Industrial Estate, Soulton Road, Wem, Shropshire, SY4 5SD.
Date	27/05/2022
Scale	1:14,000

Predominant Wind Direction

(Data from nearest weather station – Shawbury)



WESTBURY ENVIRONMENTAL

T 01952 879705 E info@westburyenv.co.uk

A Agriculture House, Southwater Way
Telford, Shropshire, TF3 4NR

W www.westburyenv.co.uk

Key

- 1 Deciduous Woodland
- 2 TowerEscort.com
- 3 Railway Line
- 4 CRF
- 5 Housing
- 6 Motorcast
- 7 Malkin Motors
- 8 Timber Frame Services
- 9 Lynx Truss Rafter
- 10 Pond
- 11 Abco Tyres Ltd
- 12 Deciduous Woodland
- 13 Forest Oak Products – Green Oak Frames
- 14 Border Hardwood Ltd
- 15 Deciduous Woodland
- 16 Lower Lacon Caravan Park
- 17 Small Park
- 18 B506 – Soulton Road
- 19 Housing
- 20 Wem Cricket Club
- 21 Holbourne Group
- 22 Pond
- 23 St Peters C of E Primary School

- Permit Boundary
- Radius (inner-150m, outer-1km)

