



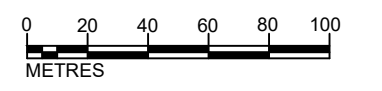


- KEY:**
-  Installation Boundary
  -  Air Emission Point
  -  Liquor Transfer Point
  -  Sampling Point

- A1 - CHP1
- A2 - CHP2
- A6 - Emergency Flare
- A7 - Biogas Upgrade Plant Stack
- A8 - Biogas Plant Flare
- A9a - CHP3
- A9b & c - Boilers
- A10 - Digester PRV
- A13 - Digester PRV
- A14 - Gas Storage PRV
- A15 - Gas Storage PRV
- A16 - Digester PRV
- A17 - Digester PRV
- A18 - Digester PRV
- A19 - OCU
- A20 - OCU
- A21 - SAS Vent System
- A22 - OCU
- A23 - Gas Storage PRV
- A24 - Vent System (Screenhouse)
- A25 - ELOVAC Vents
- A26 - ELOVAC Vents
- A27 - Cellulose Plant Exhaust Vent



Rev	Rev. Date	Purpose of revision	AR	MM	JK	MM
P03	JAN. 2026	FOR INFORMATION				

**Jacobs**  
 2 Colmore Sq, 38 Colmore Circus Queensway, Birmingham B4 6BN  
 Tel: +44(0)121 237 4000  
 www.jacobs.com

Client: **SEVERN TRENT**

Project: **STC IED PERMIT STRONGFORD STW**

Drawing title: **FIGURE 2 INSTALLATION BOUNDARY AND AIR EMISSION POINTS**

Drawing status: **PERMITTING**

Scale	1:2500 @ A3	DO NOT SCALE
Jacobs No.	B1956892	Rev
Client no.		<b>P03</b>

Drawing number: **B198992-JAC-SGD-DR-0002**

© Copyright 2026 Jacobs U.K. Limited. The concepts and information contained in this document are the property of Jacobs. Use or copying of this document in whole or in part without the written permission of Jacobs constitutes an infringement of copyright. Limitation: This drawing has been prepared on behalf of, and for the exclusive use of Jacobs' Client, and is subject to, and issued in accordance with, the provisions of the contract between Jacobs and the Client. Jacobs accepts no liability or responsibility whatsoever for or in respect of any use of, or reliance upon, this drawing by any third party.

I:\enviros\Design\PROJECTS\KUIB\1956892\Strongford\Figures\B1956892-JAC-SGD-DR-0002-P03.dwg - 30/01/2026 10:02:13 - Layout1 - ALRoberts