

Sound Advice

A C O U S T I C S L T D

REPORT REFERENCE:

SA – 7903-5

INDUSTRIAL NOISE IMPACT ASSESSMENT

British Standard 4142:2014+A1:2019

CLIENT:

G. Farwell Ltd

SITE:

Crabbswood Lane

Sway

Lymington

Hampshire

SO41 6EQ

SURVEY DATE:

22nd – 27th October 2024

Report By



Mr. B. J. Scrivener MIOA.

Sound Advice Acoustics Ltd

2 West Links, Tollgate, Chandlers Ford, Hampshire, SO53 3TG

Tel: 02380 641357

soundadviceacoustics.co.uk

1	EXECUTIVE SUMMARY	5
1.1	INSTRUCTION	5
1.2	SCOPE OF REPORT.....	5
1.3	MEASURED BACKGROUND NOISE LEVELS	5
1.4	EXISTING OPERATIONS.....	5
1.5	OPERATIONAL HOURS.....	5
1.6	ASSESSMENTS	6
1.6.1	<i>Position 1 - Daytime (07:00 – 17:00)</i>	6
1.6.2	<i>Position 2 - Daytime (07:00 – 17:00)</i>	6
1.7	NPPF 2023	6
1.8	PLANNING APPROVAL RECOMMENDATION	7
2	INTRODUCTION.....	8
2.1	INSTRUCTION	8
2.2	AMBIENT AND BACKGROUND MEASUREMENTS	8
2.3	BS 4142: 2014+A1:2019	8
2.4	NATIONAL PLANNING POLICY FRAMEWORK 2023 & NOISE POLICY STATEMENT FOR ENGLAND 2010	9
2.5	“SIGNIFICANT ADVERSE” AND “ADVERSE”	9
2.6	NOEL – NO OBSERVED EFFECT LEVEL	9
2.7	LOAEL – LOWEST OBSERVED ADVERSE EFFECT LEVEL	9
2.8	SOAEL – SIGNIFICANT OBSERVED ADVERSE EFFECT LEVEL	9
3	SITE LOCATION.....	10
3.1	POSITION OF SITE IN WIDER AREA.....	10
3.2	ASSESSMENT POSITION AND BACKGROUND POSITION.....	10
4	BACKGROUND NOISE LEVELS	11
4.1	POSITION 1.....	11
4.2	17 TH - 18 TH OCTOBER 2024.....	11
4.3	18 TH - 19 TH OCTOBER 2024.....	11
4.4	19 TH - 20 TH OCTOBER 2024.....	11
4.5	20 TH - 21 ST OCTOBER 2024	11
4.6	21 ST - 22 ND OCTOBER 2024.....	12
4.7	22 ND - 23 RD OCTOBER 2024	12
4.8	POSITION 2.....	12
4.9	17 TH - 18 TH OCTOBER 2024.....	12
4.10	18 TH - 19 TH OCTOBER 2024.....	12
4.11	19 TH - 20 TH OCTOBER 2024.....	12
4.12	20 TH - 21 ST OCTOBER 2024	13
4.13	21 ST - 22 ND OCTOBER 2024.....	13
4.14	22 ND - 23 RD OCTOBER 2024	13

5	APPARATUS	14
5.1	EQUIPMENT CALIBRATION	14
5.2	POSITION 1.....	14
5.3	POSITION 2.....	14
6	CALCULATIONS	15
6.1	EXISTING OPERATIONS	15
6.1.1	<i>Recorded Sound Pressure Levels</i>	15
6.1.2	<i>Time Corrected Sound Pressure Levels</i>	15
6.1.3	<i>Time Corrected Sound Power Levels</i>	15
6.2	EXISTING OPERATIONS MODEL.....	16
6.2.1	<i>Inputted Noise Levels</i>	16
6.2.2	<i>Calculated Model</i>	16
6.3	3D VIEWS	17
7	BRITISH STANDARD 4142:2014+A1:2019.....	18
7.1	SCOPE OF BRITISH STANDARD 4142: 2014.....	18
7.2	TERMS AND DEFINITIONS	18
7.3	ASSESSMENT POSITION	18
7.4	RATING LEVELS (CHARACTER CORRECTION)	18
7.5	SUBJECTIVE METHOD	19
7.6	ASSESSMENT CRITERION.....	19
7.7	ASSESSMENTS	20
7.7.1	<i>Position 1 - Daytime (07:00 – 17:00)</i>	20
7.7.2	<i>Position 2 - Daytime (07:00 – 17:00)</i>	20
7.8	ASSESSMENT CONCLUSION	20
8	NPPF & NPSE.....	21
9	CONCLUSIONS.....	22
9.1	MEASURED BACKGROUND NOISE LEVELS	22
9.2	EXISTING OPERATIONS	22
9.3	OPERATIONAL HOURS.....	22
9.4	ASSESSMENTS	22
9.4.1	<i>Position 1 - Daytime (07:00 – 17:00)</i>	22
9.4.2	<i>Position 2 - Daytime (07:00 – 17:00)</i>	23
9.5	NPPF 2023	23
9.6	PLANNING APPROVAL RECOMMENDATION	23
10	APPENDIX A – UNCERTAINTY BUDGET	24
10.1	SCOPE	24
10.2	UNCERTAINTY OF MEASURED VALUES.....	24
10.3	UNCERTAINTY IN CALCULATIONS	25
10.4	UNCERTAINTY FROM OTHER FACTORS.....	25

10.5	COMBINED REPORTED EXPANDED UNCERTAINTY	25
11	APPENDIX B – RESULTS	26
11.1	POSITION 1.....	26
11.2	17 TH – 18 TH OCTOBER 2024	26
11.3	18 TH – 19 TH OCTOBER 2024	27
11.4	19 TH – 20 TH OCTOBER 2024	28
11.5	20 TH – 21 ST OCTOBER 2024	29
11.6	21 ST – 22 ND OCTOBER 2024	30
11.7	22 ND – 23 RD OCTOBER 2024	31
11.8	POSITION 2.....	32
11.9	17 TH – 18 TH OCTOBER 2024	32
11.10	18 TH – 19 TH OCTOBER 2024	33
11.11	19 TH – 20 TH OCTOBER 2024	34
11.12	20 TH – 21 ST OCTOBER 2024	35
11.13	21 ST – 22 ND OCTOBER 2024	36
11.14	22 ND – 23 RD OCTOBER 2024	37
12	APPENDIX C – WEATHER CONDITIONS	38
12.1	17 TH – 23 RD OCTOBER 2024.....	38
13	APPENDIX D – BS 4142:2019+A1:2019 INFORMATION	39
13.1	PROFESSIONAL COMPETENCE	39
13.2	SITE STATUS.....	39
13.3	MEASUREMENT INFORMATION – LOCATION 1.....	39

1 EXECUTIVE SUMMARY

1.1 Instruction

Sound Advice Acoustics Ltd have been instructed G Farwell Ltd to undertake a background noise survey at the existing premises at Crabbswood Lane, Sway, Hampshire, SO41 6EQ to understand the level of impact at the existing site in relation to the operations currently being undertaken within the application boundary.

1.2 Scope of Report

The measurements have been undertaken in accordance with British Standard 4142:2014+A1:2019 and ISO 1996 – Part 2: 2017 to establish if the proposed site has a demonstrable adverse effect in terms of noise that outweigh the benefits of the development. This report aims to establish the following:

- Existing background noise levels at the residential façade (L_{A90});
- Noise levels from the Existing Plant operations within the Green Line Boundary (L_{Aeq});
- Impact on the nearest noise sensitive property.
- Mitigation Levels if Required

1.3 Measured Background Noise Levels

The representative background noise measurements after the recycling centre had closed were undertaken between 17th to 23rd October 2024 at the Assessment Positions 1 & 2. The day time background noise levels between 07:00 and 17:00 was found to be $L_{A90,1 \text{ hour}}$ 33 dB for Position 1 and $L_{A90,1 \text{ hour}}$ 35 dB for Position 2. No operations occur outside of these hours.

Daytime Equivalent Existing Background Noise Levels	Measured Levels at Assessment Position 1	$L_{A90,1 \text{ HOUR}}$ 33 dB
Daytime Equivalent Existing Background Noise Levels	Measured Levels at Assessment Position 2	$L_{A90,1 \text{ HOUR}}$ 35 dB

1.4 Existing Operations

Various noise sources have been monitored on the existing site during typical day's operations in order to allow a working 3D model to be generated and to replicate the noise levels recorded at the assessment position.

1.5 Operational Hours

The business operational hours are Monday to Friday 07:00 to 17:00 hrs.

1.6 Assessments

1.6.1 Position 1 - Daytime (07:00 – 17:00).

Item	Calculation	Clause	Commentary
Specific Noise Level $L_{Aeq,1\text{ hour}}$	26 dB	7	Calculated using ISO 9613:1996 _[3] .
Intermittency	+3 dB	8.1	Intermittency Characteristic
Impulsivity	+3 dB	8.1	Impulsive Characteristic
Rating Level	32 dB	9.1	The acoustic feature correction is added to the specific noise level
Background Noise Level $L_{A90,1\text{ hour}}$	33 dB	8.1	Modal Background Noise Level
Assessment Level	-1 dB	11	The background level is subtracted from the rating level.
Assessment			-1 dB
Conclusion			The assessment level is 'Low Impact'

1.6.2 Position 2 - Daytime (07:00 – 17:00).

Item	Calculation	Clause	Commentary
Specific Noise Level $L_{Aeq,15\text{ MINUTES}}$	30 dB	7	Calculated using ISO 9613:1996 _[3] .
Intermittency	+3 dB	8.1	Intermittency Characteristic
Impulsivity	+3 dB	8.1	Impulsive Characteristic
Rating Level	36 dB	9.1	The acoustic feature correction is added to the specific noise level
Background Noise Level $L_{A90,15\text{ MINUTES}}$	35 dB	8.1	Modal Background Noise Level
Assessment Level	+1 dB	11	The background level is subtracted from the rating level.
Assessment			+1 dB
Conclusion			The assessment level is 'Low Impact'
Planning Conditions 26 – 29			Achieved

The background noise levels were measured at the equivalent position, chosen as it most represented the closest noise sensitive façade, located within the existing garden area between 17th to 23rd October 2024.

It can be seen from the above assessments that with all plant operating as normal, an assessment conclusion of Low Impact could be expected. Therefore, no further mitigation measures are required at this stage and BS 4142: 2014 +A1:2019 is being adhered to.

1.7 NPPF 2023

National Planning Policy Framework 2023 suggests that planning permission should be granted unless any adverse impacts of doing so would significantly and demonstrably outweigh the benefits, when assessed against the policies in the framework taken as a whole, or specific policies in the framework indicate the application should be restricted.

1.8 Planning Approval Recommendation

Based on the calculations and assessments made within this report it is the professional opinion of Sound Advice Acoustics Ltd that the proposed development can demonstrate compliance with the National Planning Policy Framework 2023, NPPF & NPSE and that, with regards to sound, planning permission can be granted.

2 INTRODUCTION

2.1 Instruction

Sound Advice Acoustics Ltd have been instructed G Farwell Ltd to undertake a background noise survey at the existing premises at Crabbswood Lane, Sway, Hampshire, SO41 6EQ to understand the level of impact at the existing site in relation to the operations currently being undertaken within the application boundary. This assessment has been updated to a full BS 4142 assessment at the request of the council together with new source measurements of the existing operations as this has changed significantly since our last set of source measurements.

The purpose of this assessment is to ensure the acoustic protection of noise sensitive premises closest to the proposed new kitchen extract. Noise sensitive premises are not restricted to residential dwellings as offices can be affected by unwanted external noise. However, the residential to the North West and South West have been identified as the nearest noise sensitive and therefore all calculations and assessments are to be made to these positions.

2.2 Ambient and Background Measurements

External noise levels are to be recorded over, what has been considered for the site, an average / typical time period in order to assess the daytime noise levels. Levels have been recorded over more than one day in order to ensure the uncertainty of measurement aspects of BS 4142:2014+A1:2019 have been satisfied and that the data recorded is representative for the purpose of a robust assessment.

2.3 BS 4142: 2014+A1:2019

British Standard 4142:2014+A:2019 is to be adopted for the basis of this background noise level assessment. A BS 4142:2014+A1:2019 noise assessment will be carried out in order to demonstrate the proposed acoustic impact the proposed kitchen extract could have on the nearest affected residential and make suitable recommendations in order to demonstrate that these units will not have a significant and demonstrable adverse impact on the nearest noise sensitive premises in accordance with the National Planning Policy Framework, once remedial works are completed. BS 4142:2014+A1:2019 supersedes the 2014 version and has been developed to move more in-line with The National Planning Policy Framework 2023 (NPPF) and the Noise Policy Statement for England 2010 (NPSE).

2.4 National Planning Policy Framework 2023 & Noise Policy Statement for England 2010

References and evaluations are to be made to the National Planning Policy Framework 2023 (NPPF) and the Noise Policy Statement for England 2010 (NPSE). The purpose of this document is to include all aspects of environmental noise within assessments i.e. environmental noise, neighbour noise and neighbourhood noise. Noise is to be considered alongside other relevant issues relating to the site and should not be considered in isolation, according to the NPSE.

There are several key phrases within the NPSE aims and these are discussed below.

2.5 “Significant adverse” and “adverse”

There are two established concepts from toxicology that are currently being applied to noise impacts, for example, by the World Health Organisation. They are:

2.6 NOEL – No Observed Effect Level

This is the level below which no effect can be detected. In simple terms, below this level, there is no detectable effect on health and quality of life due to the noise.

2.7 LOAEL – Lowest Observed Adverse Effect Level

This is the level above which adverse effects on health and quality of life can be detected.

Extending these concepts for the purpose of this NPSE leads to the concept of a significant observed adverse effect level.

2.8 SOAEL – Significant Observed Adverse Effect Level

This is the level above which significant adverse effects on health and quality of life occur.

It is not possible to have a single objective noise-based measure that defines SOAEL that is applicable to all sources of noise in all situations. Consequently, the SOAEL is likely to be different for different noise sources, for different receptors and at different times. It is acknowledged that further research is required to increase our understanding of what may constitute a significant adverse impact on health and quality of life from noise. However, not having specific SOAEL values in the NPSE provides the necessary policy flexibility until further evidence and suitable guidance is available.

3 SITE LOCATION

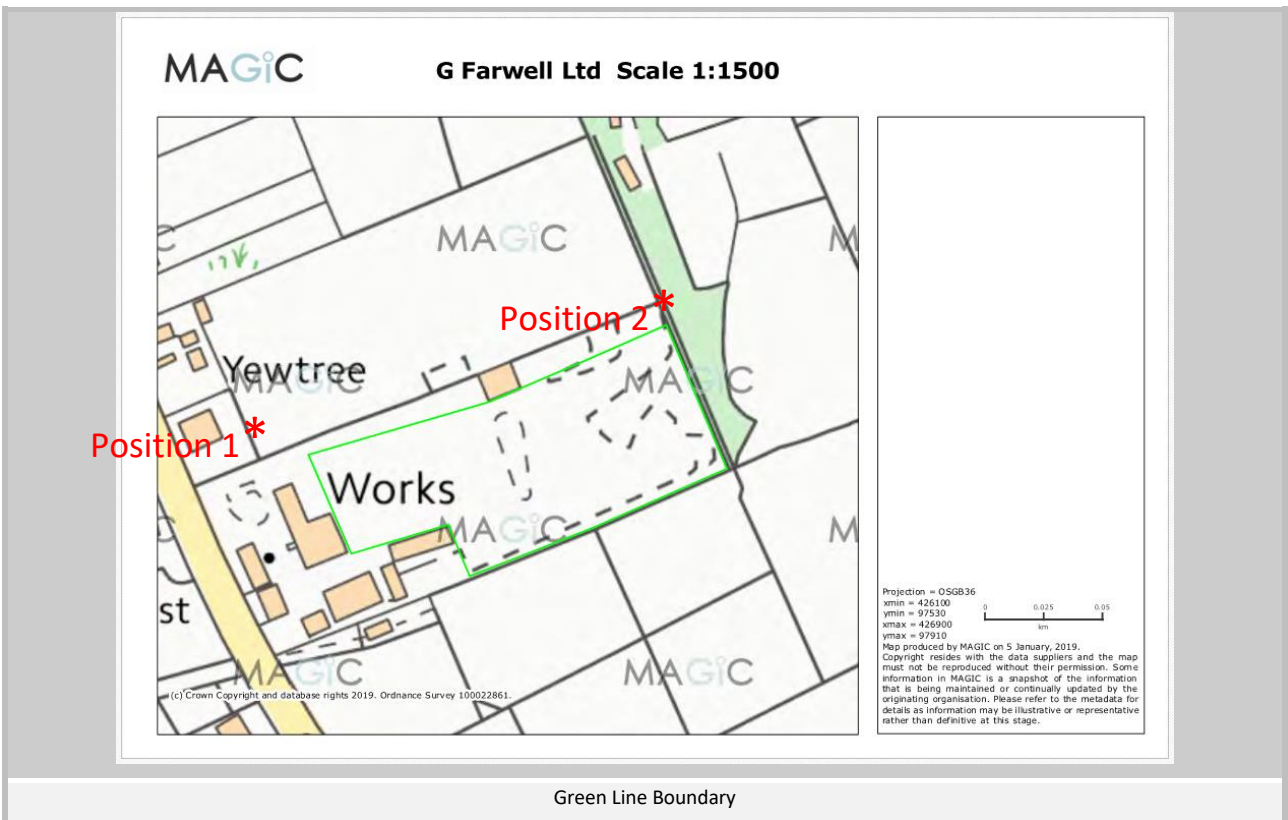
3.1 Position of Site in Wider Area

The site is located in Sway.



3.2 Assessment Position and Background Position

Continuous measurement was undertaken at the assessment position between 17th – 23rd October 2024. Measurements were undertaken at the front and rear of the site at assessment positions 1 and 2 in order to capture the operational noise levels and lowest background noise levels.



4 BACKGROUND NOISE LEVELS

4.1 Position 1

4.2 17th - 18th October 2024

NOISE LEVEL SUMMARY ASSESSMENT			Octave Band Centre Frequency (Hz)									
Date / Time	LAeq	LA90	31.5	63	125	250	500	1.0k	2.0k	4.0k	8.0k	16.0k
DAYTIME 07:00 - 23:00 <small>LA90 1 HOUR & Corresponding LAeq 1 HOUR</small>	56.6	88.1	51.0	63.3	58.7	55.2	50.7	51.3	50.2	45.4	43.9	30.9
NIGHT TIME 23:00 - 07:00 <small>LAeq 8 HOUR & Corresponding L_{Amax} 8 HOUR</small>	43.0	80.6	20.0	50.0	45.9	40.4	38.0	38.3	35.2	31.7	32.7	13.0

4.3 18th - 19th October 2024

NOISE LEVEL SUMMARY ASSESSMENT			Octave Band Centre Frequency (Hz)									
Date / Time	LAeq	LA90	31.5	63	125	250	500	1.0k	2.0k	4.0k	8.0k	16.0k
DAYTIME 07:00 - 23:00 <small>LA90 1 HOUR & Corresponding LAeq 1 HOUR</small>	59.1	84.2	51.0	64.3	59.7	56.3	53.4	54.1	53.5	46.2	42.9	20.2
NIGHT TIME 23:00 - 07:00 <small>LAeq 8 HOUR & Corresponding L_{Amax} 8 HOUR</small>	48.1	80.7	34.0	41.6	40.5	41.5	42.6	41.5	41.2	39.9	39.9	19.6

4.4 19th - 20th October 2024

NOISE LEVEL SUMMARY ASSESSMENT			Octave Band Centre Frequency (Hz)									
Date / Time	LAeq	LA90	31.5	63	125	250	500	1.0k	2.0k	4.0k	8.0k	16.0k
DAYTIME 07:00 - 23:00 <small>LA90 1 HOUR & Corresponding LAeq 1 HOUR</small>	46.3	81.8	33.0	46.2	44.0	39.3	35.2	34.2	32.0	41.0	43.3	18.2
NIGHT TIME 23:00 - 07:00 <small>LAeq 8 HOUR & Corresponding L_{Amax} 8 HOUR</small>	41.9	71.9	24.0	43.7	41.8	40.3	37.1	35.5	33.9	32.0	34.5	14.6

4.5 20th - 21st October 2024

NOISE LEVEL SUMMARY ASSESSMENT			Octave Band Centre Frequency (Hz)									
Date / Time	LAeq	LA90	31.5	63	125	250	500	1.0k	2.0k	4.0k	8.0k	16.0k
DAYTIME 07:00 - 23:00 <small>LA90 1 HOUR & Corresponding LAeq 1 HOUR</small>	48.4	71.8	39.0	48.3	44.9	43.9	43.1	42.7	41.5	38.9	39.7	18.3
NIGHT TIME 23:00 - 07:00 <small>LAeq 8 HOUR & Corresponding L_{Amax} 8 HOUR</small>	50.6	82.6	24.0	54.1	51.2	47.9	44.5	45.1	44.2	38.7	41.6	16.9

4.6 21st - 22nd October 2024

NOISE LEVEL SUMMARY ASSESSMENT			Octave Band Centre Frequency (Hz)									
Date / Time	LAeq	LA90	31.5	63	125	250	500	1.0k	2.0k	4.0k	8.0k	16.0k
DAYTIME 07:00 - 23:00 <small>LA90 1 HOUR & Corresponding LAeq 1 HOUR</small>	56.9	93.8	52.0	62.7	58.4	55.6	50.7	51.2	51.3	45.3	42.4	20.3
NIGHT TIME 23:00 - 07:00 <small>LAeq 8 HOUR & Corresponding L_{Amax} 8 HOUR</small>	57.1	92.1	21.0	60.3	54.1	52.2	51.1	52.6	51.3	45.7	41.2	17.4

4.7 22nd - 23rd October 2024

NOISE LEVEL SUMMARY ASSESSMENT			Octave Band Centre Frequency (Hz)									
Date / Time	LAeq	LA90	31.5	63	125	250	500	1.0k	2.0k	4.0k	8.0k	16.0k
DAYTIME 07:00 - 23:00 <small>LA90 1 HOUR & Corresponding LAeq 1 HOUR</small>	57.4	84.5	52.0	64.5	59.0	56.1	52.0	52.0	51.0	46.3	43.2	22.4
NIGHT TIME 23:00 - 07:00 <small>LAeq 8 HOUR & Corresponding L_{Amax} 8 HOUR</small>	52.7	83.7	21.0	58.3	55.2	51.3	46.7	47.7	46.1	40.7	38.4	16.0

4.8 Position 2

4.9 17th - 18th October 2024

NOISE LEVEL SUMMARY ASSESSMENT			Octave Band Centre Frequency (Hz)									
Date / Time	LAeq	LA90	31.5	63	125	250	500	1.0k	2.0k	4.0k	8.0k	16.0k
DAYTIME 07:00 - 23:00 <small>LA90 1 HOUR & Corresponding LAeq 1 HOUR</small>	51.7	82.9	43.0	53.9	49.3	47.8	46.5	45.8	45.9	42.3	34.9	22.9
NIGHT TIME 23:00 - 07:00 <small>LAeq 8 HOUR & Corresponding L_{Amax} 8 HOUR</small>	30.8	61.9	20.0	39.2	32.9	29.0	27.7	25.7	23.0	19.1	15.9	10.3

4.10 18th - 19th October 2024

NOISE LEVEL SUMMARY ASSESSMENT			Octave Band Centre Frequency (Hz)									
Date / Time	LAeq	LA90	31.5	63	125	250	500	1.0k	2.0k	4.0k	8.0k	16.0k
DAYTIME 07:00 - 23:00 <small>LA90 1 HOUR & Corresponding LAeq 1 HOUR</small>	47.8	75.3	41.0	57.3	50.3	45.2	43.2	41.2	40.9	39.2	35.4	26.1
NIGHT TIME 23:00 - 07:00 <small>LAeq 8 HOUR & Corresponding L_{Amax} 8 HOUR</small>	52.3	76.8	41.0	59.9	49.6	45.2	45.0	44.8	46.4	46.0	40.1	32.4

4.11 19th - 20th October 2024

NOISE LEVEL SUMMARY ASSESSMENT			Octave Band Centre Frequency (Hz)									
Date / Time	LAeq	LA90	31.5	63	125	250	500	1.0k	2.0k	4.0k	8.0k	16.0k
DAYTIME 07:00 - 23:00 <small>LA90 1 HOUR & Corresponding LAeq 1 HOUR</small>	39.1	68.5	36.0	44.9	42.6	38.2	35.0	32.5	31.6	29.8	27.4	15.0
NIGHT TIME 23:00 - 07:00 <small>LAeq 8 HOUR & Corresponding L_{Amax} 8 HOUR</small>	48.5	70.1	44.0	60.6	49.5	43.9	42.6	40.8	41.8	41.3	37.4	30.0

4.12 20th - 21st October 2024

NOISE LEVEL SUMMARY ASSESSMENT			Octave Band Centre Frequency (Hz)									
Date / Time	L _{Aeq}	L _{A90}	31.5	63	125	250	500	1.0k	2.0k	4.0k	8.0k	16.0k
DAYTIME 07:00 - 23:00 <small>L_{A90} 1 HOUR & Corresponding L_{Aeq} 1 HOUR</small>	56.1	81.4	45.0	69.2	59.4	52.5	50.7	49.1	49.4	48.2	42.9	34.8
NIGHT TIME 23:00 - 07:00 <small>L_{Aeq} 8 HOUR & Corresponding L_{Amax} 8 HOUR</small>	40.9	68.8	27.0	52.8	43.3	38.0	35.9	34.1	33.9	33.0	28.7	20.9

4.13 21st - 22nd October 2024

NOISE LEVEL SUMMARY ASSESSMENT			Octave Band Centre Frequency (Hz)									
Date / Time	L _{Aeq}	L _{A90}	31.5	63	125	250	500	1.0k	2.0k	4.0k	8.0k	16.0k
DAYTIME 07:00 - 23:00 <small>L_{A90} 1 HOUR & Corresponding L_{Aeq} 1 HOUR</small>	46.1	78.8	40.0	51.0	47.9	45.1	42.2	39.7	39.3	35.9	31.8	19.3
NIGHT TIME 23:00 - 07:00 <small>L_{Aeq} 8 HOUR & Corresponding L_{Amax} 8 HOUR</small>	34.4	64.4	21.0	41.0	37.4	34.2	31.8	29.4	26.2	17.3	15.7	10.3

4.14 22nd - 23rd October 2024

NOISE LEVEL SUMMARY ASSESSMENT			Octave Band Centre Frequency (Hz)									
Date / Time	L _{Aeq}	L _{A90}	31.5	63	125	250	500	1.0k	2.0k	4.0k	8.0k	16.0k
DAYTIME 07:00 - 23:00 <small>L_{A90} 1 HOUR & Corresponding L_{Aeq} 1 HOUR</small>	50.5	76.6	45.0	54.3	48.8	47.0	46.4	44.5	44.2	41.0	34.5	28.2
NIGHT TIME 23:00 - 07:00 <small>L_{Aeq} 8 HOUR & Corresponding L_{Amax} 8 HOUR</small>	32.3	61.9	21.0	39.7	35.1	31.5	29.3	28.0	24.5	14.4	11.7	9.9

The representative background noise measurements after the recycling centre had closed were undertaken between 17th to 23rd October 2024 at the Assessment Positions 1 & 2. The day time background noise levels between 07:00 and 17:00 was found to be L_{A90,1 hour} 33 dB for Position 1 and L_{A90,1 hour} 35 dB for Position 2. No operations occur outside of these hours.

Daytime Equivalent Existing Background Noise Levels	Measured Levels at Assessment Position 1	L _{A90} 1 HOUR 33 dB
Daytime Equivalent Existing Background Noise Levels	Measured Levels at Assessment Position 2	L _{A90} 1 HOUR 35 dB

5 APPARATUS

5.1 Equipment Calibration

The equipment was calibrated using a sound pressure level of 114.0 dB at an octave band centre frequency of 1000Hz with reference to $2 \times 10^{-5} \text{ Nm}^{-2}$ before and after the tests and the equipment set to have no inaccuracy greater than 0.2 dB.

All the following equipment was calibrated in accordance with the laboratory accreditation requirements of the United Kingdom Accreditation Service (UKAS) on the following dates. Calibration schedules are implemented within Sound Advice Acoustics Ltd in accordance with UKAS directive LAB 23.

5.2 Position 1

Description	Make	Type	Serial No.	Calibration Intervals	Cert No.	Last Calibrated	Next Due Calibration
Integrated Sound Level Meter	Norsonic	118	31471	2 YEARS	TCRT23-1042	15.01.2024	15.01.2026
12.5mm Microphone (with windshield)	GRAS	40AF	114650	2 YEARS		15.01.2024	15.01.2026
Microphone Pre – Amplifier	Norsonic	1206	30327	2 YEARS		15.01.2024	15.01.2026

5.3 Position 2

Description	Make	Type	Serial No.	Calibration Intervals	Cert No.	Last Calibrated	Next Due Calibration
Integrated Sound Level Meter	Rion	NI-52	242696	2 Years	TCRT23-1453	23.06.2023	23.06.2025
Microphone (With Windshield)	Rion	Uc-59	6178	2 Years		23.06.2023	23.06.2025
Microphone Pre – Amplifier	Rion	Nh-25	32724	2 Years		23.06.2023	23.06.2025

The noise meter was calibrated before and after the assessment period and found to be within the tolerance of the manufacturer’s guidance. Full Calibration certificates are available upon request.

6 CALCULATIONS

6.1 Existing Operations

Various noise sources have been monitored on the existing site during typical day's operations in order to allow a working 3D model to be generated with the following elements recorded and replicated on the 3D Model as the existing noise sources.

6.1.1 Recorded Sound Pressure Levels

Recorded Sound Pressure Level Activity	Duration	LAeq	Octave Band Centre Frequency (Hz)								
			63	125	250	500	1.0k	2.0k	4.0k	8.0k	16.0k
2 x Lorries @ 5m	Whole Hour	72.2	73.6	70.6	67.8	66.3	67.6	65.6	62.5	57.4	50.7
Crusher @ 5m	10min / Hour	72.5	74.5	73.6	69.3	70.8	68.3	63.9	57.5	51.9	46.6
Loader @ 5m	Whole Hour*	75.7	75.9	73.3	73.8	72.2	71.3	67.4	65.6	59.3	50.7
Soil Screener @ 2m	Whole Hour	72.3	81.3	74.2	70.7	70.1	67.1	64.8	59.7	54.6	47.1

*Crusher is only used for a few hours in one day per typical month

6.1.2 Time Corrected Sound Pressure Levels

Time Corrected Sound Pressure Level Activity	Duration	LAeq	Octave Band Centre Frequency (Hz)								
			63	125	250	500	1.0k	2.0k	4.0k	8.0k	16.0k
2 x Lorries @ 5m	Whole Hour	29.4	30.8	27.8	25	23.5	24.8	22.8	19.7	14.6	7.9
Crusher @ 5m	10min / Hour	72.5	74.5	73.6	69.3	70.8	68.3	63.9	57.5	51.9	46.6
Loader @ 5m	Whole Hour*	67.9	68.1	65.5	66	64.4	63.5	59.6	57.8	51.5	42.9
Soil Screener @ 2m	Whole Hour	72.3	81.3	74.2	70.7	70.1	67.1	64.8	59.7	54.6	47.1

*Crusher is only used for a few hours in one day per typical month

6.1.3 Time Corrected Sound Power Levels

Therefore, the following operational sound power levels have been calculated

Sound Power Level Activity	Duration	LAeq	Octave Band Centre Frequency (Hz)								
			63	125	250	500	1.0k	2.0k	4.0k	8.0k	16.0k
2 x Lorries	Whole Hour	54.4	55.8	52.8	50.0	48.5	49.8	47.8	44.7	39.6	32.9
Crusher	10min / Hour	97.5	99.5	98.6	94.3	95.8	93.3	88.9	82.5	76.9	71.6
Loader	Whole Hour*	92.9	93.1	90.5	91.0	89.4	88.5	84.6	82.8	76.5	67.9
Soil Screener	Whole Hour	89.3	98.3	91.2	87.7	87.1	84.1	81.8	76.7	71.6	64.1

*Crusher is only used for a few hours in one day per typical month

6.2 Existing Operations Model

The following CADNA A models demonstrate the operational noise levels are concurrent with the recorded noise levels at the boundary of the premises during operational times.

6.2.1 Inputted Noise Levels

Name	ID	Type	Weight.	Oktave Spectrum (dB)											Source
				31.5	63	125	250	500	1000	2000	4000	8000	A	lin	
Lorries	Lorries	Li	0.0	55.8	52.8	50.0	48.5	49.8	47.8	44.7	39.6	54.4	59.7		
Crusher	Crusher	Li	0.0	99.5	98.6	94.3	95.8	93.3	88.9	82.5	76.9	97.6	104.1		
Loader	Loader	Li	0.0	93.1	90.5	91.0	89.4	88.5	84.6	82.8	76.5	93.0	98.1		
SoilScreener	SoilScreener	Li	0.0	98.3	91.2	87.7	87.1	84.1	81.8	76.7	71.6	89.6	99.8		

Inputted Noise levels

6.2.2 Calculated Model



6.3 3D Views



Based on the above being achieved, the following noise assessment can be concluded.

7 BRITISH STANDARD 4142:2014+A1:2019

7.1 Scope of British Standard 4142: 2014

In the assessment of the existing surrounding commercial premises, consideration has been given to the scope of British Standard 4142:2014+A1:2019, which in section 1, details applicability of this standard to rating assessing sound of an industrial and/or commercial nature. It is considered appropriate that both the background noise levels and the rating noise levels obtained fall within the scope of British Standard 4142:2014+A1:2019 by using outdoor sound levels to assess the effect of sound on local residents.

7.2 Terms and Definitions

Symbol	Term	Definition
AP	Assessment Position	Position externally at the façade property under investigation at which the assessment is undertaken which is usually 1m from the 1 st floor bedroom window.
EP	Equivalent Position	Position at which the background noise levels are measured if there is no access to the assessment position or if source under investigation is audible.
$L_s = L_{Aeq, T}$	Specific Level	The average continuous equivalent sound pressure level of the source at the assessment position.
$L_{Ar, Tr}$	Rating Level	The average continuous equivalent sound pressure level of the source at the assessment position with a correction to account for the characteristic features.
$L_r = L_{Aeq, T}$	Residual Level	The average continuous equivalent sound pressure level at the assessment position without the source operating.
$L_{A90, T}$	Background Level	The sound pressure level that is not exceeded 90% of the time at the assessment position.
$L_a = L_{Aeq, T}$	Ambient Level	The totally encompassing sound at the assessment position including the residual and specific noise.

7.3 Assessment Position

The assessment position 1 was established as the residential accommodation premises nearby to the north west and south west of the existing site.

7.4 Rating Levels (Character Correction)

It is appropriate to add a character correction where there is a new source that cannot be measured in line with BS 4142:2014+A1:2019. There are 3 methods for approaching this.

- a) Subjective method
- b) Objective method (for tonality)
- c) Reference method

7.5 Subjective Method

The subjective method establishes a rating penalty that is added to the specific noise level if any of the following is present at the assessment position. If a tone is expected to be present a character correction of 0 dB to 6 dB is added depending on how perceptible it is at noise sensitive locations.

BS 4142:2014+A1:2019 – Section 9.2 Subjective Method	Perceptibility to noise sensitive facades	Correction
Tonality Ranging from not tonal to prominently tonal	Not tonal	+0
	Just perceptible	+2
	Clearly perceptible	+4
	Highly perceptible	+6

If the source is expected to be impulsive a character correction of 0 dB to 9 dB is added depending on how perceptible it is at noise sensitive locations.

BS 4142:2014+A1:2019 – Section 9.2 Subjective Method	Perceptibility to noise sensitive facades	Correction
Impulsivity Considering both the rapidity and any overall change in sound levels	Not impulsive	+0
	Just perceptible	+3
	Clearly perceptible	+6
	Highly perceptible	+9

When the sound features are neither tonal nor impulsive, a character correction of +3 is added for the readily distinctive quality against the acoustic environment or for the intermittency of the source.

BS 4142:2014+A1:2019 – Section 9.2 Subjective Method	Perceptibility to noise sensitive facades	Correction
Readily Distinctive	Is not present	+0
	Is present	+3
Intermittency	Is not present	+0
	Is present	+3

7.6 Assessment Criterion

The significance of the resulting noise on the residential property depends on the margin by which it exceeds the background noise levels. British Standard 4142:2014+A1:2019 provides the following guidance within section 11.

Difference	Assessment of Impact
+10 dB	Indication of a significant adverse impact
+5 dB	Indication of an adverse impact
+0 dB	Indication of low impact

7.7 Assessments

7.7.1 Position 1 - Daytime (07:00 – 17:00).

Item	Calculation	Clause	Commentary
Specific Noise Level $L_{Aeq,1\text{ hour}}$	26 dB	7	Calculated using ISO 9613:1996 ^[3] .
Intermittency	+3 dB	8.1	Intermittency Characteristic
Impulsivity	+3 dB	8.1	Impulsive Characteristic
Rating Level	32 dB	9.1	The acoustic feature correction is added to the specific noise level
Background Noise Level $L_{A90,1\text{ hour}}$	33 dB	8.1	Modal Background Noise Level
Assessment Level	-1 dB	11	The background level is subtracted from the rating level.
Assessment			-1 dB
Conclusion	The assessment level is 'Low Impact'		

7.7.2 Position 2 - Daytime (07:00 – 17:00).

Item	Calculation	Clause	Commentary
Specific Noise Level $L_{Aeq,15\text{ MINUTES}}$	30 dB	7	Calculated using ISO 9613:1996 ^[3] .
Intermittency	+3 dB	8.1	Intermittency Characteristic
Impulsivity	+3 dB	8.1	Impulsive Characteristic
Rating Level	36 dB	9.1	The acoustic feature correction is added to the specific noise level
Background Noise Level $L_{A90,15\text{ MINUTES}}$	35 dB	8.1	Modal Background Noise Level
Assessment Level	+1 dB	11	The background level is subtracted from the rating level.
Assessment			+1 dB
Conclusion	The assessment level is 'Low Impact'		
Planning Conditions 26 – 29	Achieved		

7.8 Assessment Conclusion

The background noise levels were measured at the equivalent position, chosen as it most represented the closest noise sensitive façade, located within the existing garden area between 17th to 23rd October 2024.

It can be seen from the above assessments that with all plant operating as normal, an assessment conclusion of Low Impact could be expected. Therefore, no further mitigation measures are required at this stage and BS 4142: 2014 +A1:2019 is being adhered to.

8 NPPF & NPSE

The National Planning Policy Framework 2023 (NPPF) and assessments to the Noise Policy Statement for England 2010 (NPSE) should be made in conjunction with each other. Paragraphs 191 - 194 of the National Planning Policy Framework 2023 (NPPF) states the following:

Paragraph 191 Planning policies and decisions should also ensure that new development is appropriate for its location taking into account the likely effects (including cumulative effects) of pollution on health, living conditions and the natural environment, as well as the potential sensitivity of the site or the wider area to impacts that could arise from the development. In doing so they should:

- a) Mitigate and reduce to a minimum potential adverse impacts resulting from noise from new development – and avoid noise giving rise to significant adverse impacts on health and the quality of life.
- b) Identify and protect tranquil areas which have remained relatively undisturbed by noise and are prized for their recreational and amenity value for this reason.

Paragraph 192 Planning policies and decisions should sustain and contribute towards compliance with relevant limit values or national objectives for pollutants. So far as possible these opportunities should be considered at the plan-making stage, to ensure a strategic approach and limit the need for issues to be reconsidered when determining individual applications.

Paragraph 193 Planning policies and decisions should ensure that new development can be integrated effectively with existing businesses and community facilities (such as places of worship, pubs, music venues and sports clubs). Existing businesses and facilities should not have unreasonable restrictions placed on them as a result of development permitted after they were established. Where the operation of an existing business or community facility could have a significant adverse effect on new development (including changes of use) in its vicinity, the applicant (or 'agent of change') should be required to provide suitable mitigation before the development has been completed.

Paragraph 194 The focus of planning policies and decisions should be on whether proposed development is an acceptable use of land, rather than the control of processes or emissions (where these are subject to separate pollution control regimes). Planning decisions should assume that these regimes will operate effectively. Equally, where a planning decision has been made on a particular development, the planning issues should not be revisited through the permitting regimes operated by pollution control authorities

The Noise Policy Statement for England gives various levels of effect as detailed within this report.

With the glazing / ventilation specifications achieved within this report, the development can be implemented within the guidelines of the aforementioned documents and ensure a conclusion of **NOEL – No Observed Effect Level**. This is the level below which no effect can be detected. In simple terms, below this level, there is no detectable effect on health and quality of life due to the noise.

9 CONCLUSIONS

9.1 Measured Background Noise Levels

The representative background noise measurements after the recycling centre had closed were undertaken between 17th to 23rd October 2024 at the Assessment Positions 1 & 2. The day time background noise levels between 07:00 and 17:00 was found to be $L_{A90,1 \text{ hour}}$ 33 dB for Position 1 and $L_{A90,1 \text{ hour}}$ 35 dB for Position 2. No operations occur outside of these hours.

Daytime Equivalent Existing Background Noise Levels	Measured Levels at Assessment Position 1	$L_{A90,1 \text{ HOUR}}$ 33 dB
Daytime Equivalent Existing Background Noise Levels	Measured Levels at Assessment Position 2	$L_{A90,1 \text{ HOUR}}$ 35 dB

9.2 Existing Operations

Various noise sources have been monitored on the existing site during typical day's operations in order to allow a working 3D model to be generated and to replicate the noise levels recorded at the assessment position.

9.3 Operational Hours

The business operational hours are Monday to Friday 07:00 to 17:00 hrs.

9.4 Assessments

9.4.1 Position 1 - Daytime (07:00 – 17:00).

Item	Calculation	Clause	Commentary
Specific Noise Level $L_{Aeq,1 \text{ hour}}$	26 dB	7	Calculated using ISO 9613:1996 _[3] .
Intermittency	+3 dB	8.1	Intermittency Characteristic
Impulsivity	+3 dB	8.1	Impulsive Characteristic
Rating Level	32 dB	9.1	The acoustic feature correction is added to the specific noise level
Background Noise Level $L_{A90,1 \text{ hour}}$	33 dB	8.1	Modal Background Noise Level
Assessment Level	-1 dB	11	The background level is subtracted from the rating level.
Assessment			-1 dB
Conclusion			The assessment level is 'Low Impact'

9.4.2 Position 2 - Daytime (07:00 – 17:00).

Item	Calculation	Clause	Commentary
Specific Noise Level $L_{Aeq,15 \text{ MINUTES}}$	30 dB	7	Calculated using ISO 9613:1996[3].
Intermittency	+3 dB	8.1	Intermittency Characteristic
Impulsivity	+3 dB	8.1	Impulsive Characteristic
Rating Level	36 dB	9.1	The acoustic feature correction is added to the specific noise level
Background Noise Level $L_{A90,15 \text{ MINUTES}}$	35 dB	8.1	Modal Background Noise Level
Assessment Level	+1 dB	11	The background level is subtracted from the rating level.
Assessment	+1 dB		
Conclusion	The assessment level is 'Low Impact'		
Planning Conditions 26 – 29	Achieved		

The background noise levels were measured at the equivalent position, chosen as it most represented the closest noise sensitive façade, located within the existing garden area between 17th to 23rd October 2024.

It can be seen from the above assessments that with all plant operating as normal, an assessment conclusion of Low Impact could be expected. Therefore, no further mitigation measures are required at this stage and BS 4142: 2014 +A1:2019 is being adhered to.

9.5 NPPF 2023

National Planning Policy Framework 2023 suggests that planning permission should be granted unless any adverse impacts of doing so would significantly and demonstrably outweigh the benefits, when assessed against the policies in the framework taken as a whole, or specific policies in the framework indicate the application should be restricted.

9.6 Planning Approval Recommendation

Based on the calculations and assessments made within this report it is the professional opinion of Sound Advice Acoustics Ltd that the proposed development can demonstrate compliance with the National Planning Policy Framework 2023, NPPF & NPSE and that, with regards to sound, planning permission can be granted.

10 APPENDIX A – UNCERTAINTY BUDGET

10.1 Scope

British Standard 4142:2014+A1:2019 entitled “*Uncertainty*” requires the following:

“Consider the level of uncertainty in the data and associated calculations. Where the level of uncertainty could affect the conclusion, take reasonably practicable steps to reduce the level of uncertainty. Report the level and potential effects of uncertainty.”

Annex B of British Standard 4142:2014+A1:2019 entitled “consideration of uncertainty and good practice for reducing uncertainty” makes reference to the University of Salford publication entitled “A Good Practice Guide on the Source and Magnitude of Uncertainty arising in the Practical Measurement of Environmental Noise” edition 1a dated May 2007.

10.2 Uncertainty of Measured Values

Ref	Source of Uncertainty Section 10.2 British Standard 4142:2014+A1:2019	Value dB(A)	Distribution (Divisor)	Uncertainty dB(A)
a	Variability and complexity of sound source	0.50	$\sqrt{2}$	0.35
b	Variability and complexity of residual sound	0.00	$\sqrt{3}$	0.00
c	Residual sound present in specific sound	0.00	$\sqrt{3}$	0.00
d	Background noise position selection	0.10	$\sqrt{3}$	0.06
e	Distance between source and receiver	0.15	$\sqrt{2}$	0.11
f	Number of measurements taken (5 Days)	0.10	$\sqrt{3}$	0.06
g	Measurement time interval variation	0.00	$\sqrt{2}$	0.00
h	Range of times measurements taken	0.10	$\sqrt{3}$	0.06
i	Suitable weather conditions during measurements	0.20	$\sqrt{3}$	0.12
j	Application of British Standard 4142:2014+A1:2019	0.10	$\sqrt{2}$	0.07
k	Rounding of each measurement	0.05	$\sqrt{3}$	0.03
l	Instrumentation – Calibration	1.20	$\sqrt{3}$	0.69
Reported Expanded Uncertainty (95% confidence, convergence k = 2)				1.61

10.3 Uncertainty in Calculations

Ref	Source of Uncertainty Section 10.2 British Standard 4142:2014+A1:2019	Value dB(A)	Distribution (Divisor)	Uncertainty dB(A)
a	Impact of measured sound level on calculations	0.00	$\sqrt{2}$	0.00
b	Assumption on sound power level of source	0.00	$\sqrt{3}$	0.00
c	Uncertainty of calculation method (ISO 9613)	0.20	$\sqrt{3}$	0.12
d	Model fit against real world conditions	0.10	$\sqrt{3}$	0.06
e	Error in the calculation process	0.15	$\sqrt{2}$	0.11
Reported Expanded Uncertainty (95% confidence, convergence k = 2)				0.33

10.4 Uncertainty from Other Factors

Ref	Source of Uncertainty Section 10.2 British Standard 4142:2014+A1:2019	Value dB(A)	Distribution (Divisor)	Uncertainty dB(A)
a	Standing waves or interference patterns	0.15	$\sqrt{3}$	0.09
b	Approximation of sound source to a point source	0.10	$\sqrt{3}$	0.06
c	Maintenance and repair of source over 15 years	0.50	$\sqrt{3}$	0.29
Reported Expanded Uncertainty (95% confidence, convergence k = 2)				0.61

10.5 Combined Reported Expanded Uncertainty

Ref	Source of Uncertainty Section 10.2 British Standard 4142:2014+A1:2019	Value dB(A)	Distribution (Divisor)	Uncertainty dB(A)
a	Section 7.1.2. Uncertainty of measured values	2.7	$\sqrt{2}$	1.14
b	Section 7.1.3. Uncertainty of calculations	2.7	$\sqrt{2}$	0.23
c	Section 7.1.4. Uncertainty from other factors	2.7	$\sqrt{2}$	0.43
Combined Reported Expanded Uncertainty (95% confidence, convergence k = 2)				2.55

It should be noted that the uncertainty calculations have assumed a Type B uncertainty.

11 APPENDIX B – RESULTS

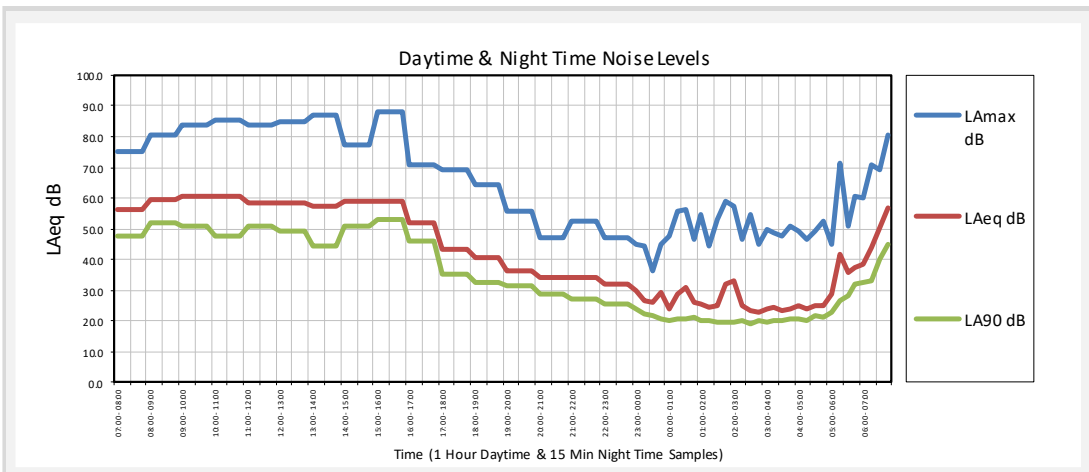
11.1 Position 1

11.2 17th – 18th October 2024

NOISE LEVEL SUMMARY ASSESSMENT				Octave Band Centre Frequency (Hz)								
Date / Time	LAeq	LAmaz	LA90	63	125	250	500	1.0k	2.0k	4.0k	8.0k	16.0k
DAYTIME 07:00 - 23:00 <small>LAeq 16 HOUR & Cor r esponding LAmaz 16 HOUR</small>	56.6	88.1	51.0	63.3	58.7	55.2	50.7	51.3	50.2	45.4	43.9	30.9
NIGHT TIME 23:00 - 07:00 <small>LAeq 8 HOUR & Cor r esponding LAmaz 8 HOUR</small>	43.0	80.6	20.0	50.0	45.9	40.4	38.0	38.3	35.2	31.7	32.7	13.0

DAYTIME NOISE LEVELS 07:00 - 23:00 1 HOUR SAMPLES												
Date / Time	LAeq	LAmaz	LA90	63	125	250	500	1.0 k	2.0 k	4.0 k	8.0 k	16.0 k
07:00 - 08:00	56.5	75.1	48.0	63.8	58.0	53.5	50.1	51.7	50.0	44.3	44.7	20.1
08:00 - 09:00	59.7	80.6	52.0	63.6	62.1	58.5	53.9	54.7	53.3	47.8	43.0	20.4
09:00 - 10:00	60.7	83.6	51.0	65.8	62.4	59.2	54.0	55.1	55.1	49.6	47.1	22.6
10:00 - 11:00	60.5	85.6	48.0	66.2	60.3	56.6	53.3	55.5	54.8	49.9	47.4	23.2
11:00 - 12:00	58.4	83.7	51.0	66.7	62.1	58.3	52.9	52.9	51.3	46.8	43.7	21.5
12:00 - 13:00	58.5	85.1	49.0	63.5	60.3	56.4	51.1	52.7	51.8	48.3	50.0	42.6
13:00 - 14:00	57.1	87.0	44.0	60.9	56.4	53.9	51.8	52.8	50.0	44.9	45.3	20.6
14:00 - 15:00	58.7	77.3	51.0	63.9	62.3	58.5	53.3	53.4	52.0	47.0	43.8	22.3
15:00 - 16:00	59.2	88.1	53.0	69.7	61.9	58.6	55.0	52.9	52.5	48.5	43.3	22.0
16:00 - 17:00	52.0	71.0	46.0	60.6	56.0	53.4	47.4	44.2	43.5	40.7	44.0	17.6
17:00 - 18:00	43.4	69.4	35.0	50.5	47.5	41.0	35.9	36.8	34.5	33.7	37.7	13.9
18:00 - 19:00	40.8	64.6	33.0	45.6	42.0	37.9	33.0	33.6	29.3	35.7	33.5	12.3
19:00 - 20:00	36.3	55.9	31.0	46.6	43.7	35.6	32.1	32.3	26.9	19.0	15.3	11.4
20:00 - 21:00	34.1	47.0	29.0	42.3	40.0	33.7	30.5	30.6	23.3	14.0	13.4	11.3
21:00 - 22:00	34.0	52.3	27.0	40.1	36.7	34.5	30.0	30.8	24.0	14.6	13.2	11.3
22:00 - 23:00	32.1	46.9	25.0	39.4	36.2	32.7	28.9	28.4	21.0	14.3	13.4	11.4

NIGHT TIME NOISE LEVELS 23:00 - 07:00 15 MINUTE SAMPLES												
Date / Time	LAeq	LAmaz	LA90	63	125	250	500	1.0 k	2.0 k	4.0 k	8.0 k	16.0 k
23:00 - 23:15	29.8	45.1	24.0	38.6	36.4	29.8	26.0	25.9	18.8	13.8	12.5	11.3
23:15 - 23:30	26.6	44.6	22.0	34.0	27.9	26.1	22.5	23.3	16.2	13.1	12.6	11.3
23:30 - 23:45	25.9	36.3	22.0	33.2	26.8	25.5	22.5	21.9	15.8	13.0	12.6	11.3
23:45 - 00:00	29.5	44.8	21.0	36.1	28.2	26.1	26.9	26.1	20.2	13.1	12.7	11.3
00:00 - 00:15	23.7	47.6	20.0	31.9	28.0	21.2	17.7	19.5	14.4	13.3	14.0	11.3
00:15 - 00:30	29.0	55.5	21.0	33.8	30.4	28.5	23.8	19.6	23.8	20.7	12.8	11.3
00:30 - 00:45	31.1	56.4	21.0	40.9	34.8	31.0	24.8	25.7	24.8	19.7	15.7	11.3
00:45 - 01:00	26.1	46.3	21.0	32.4	28.0	27.1	27.2	17.5	13.3	13.1	13.5	11.3
01:00 - 01:15	25.4	54.9	20.0	33.5	29.2	24.8	19.6	19.2	13.5	13.5	21.2	11.4
01:15 - 01:30	24.3	44.4	20.0	32.1	29.8	22.2	18.3	19.9	15.8	14.4	13.8	11.3
01:30 - 01:45	25.2	53.2	20.0	31.8	31.9	19.8	14.2	14.8	18.8	19.5	14.2	11.3
01:45 - 02:00	32.1	58.9	20.0	30.0	30.0	19.4	21.0	31.5	19.4	19.9	18.2	11.5
02:00 - 02:15	33.0	57.2	19.0	29.3	28.1	19.8	13.7	24.8	27.1	28.1	15.7	11.3
02:15 - 02:30	25.2	46.3	20.0	31.6	31.6	28.3	22.2	16.5	14.8	15.1	13.1	11.3
02:30 - 02:45	23.5	54.9	19.0	30.8	27.5	19.7	15.9	15.7	16.4	17.1	13.8	11.4
02:45 - 03:00	22.9	45.0	20.0	30.4	30.7	20.0	16.3	16.4	15.1	14.7	13.8	11.3
03:00 - 03:15	23.7	49.7	20.0	29.0	30.5	18.9	17.2	17.0	16.1	16.2	14.6	11.4
03:15 - 03:30	24.5	48.8	20.0	30.6	32.2	23.8	18.3	16.9	16.3	16.4	14.6	11.4
03:30 - 03:45	23.5	47.8	20.0	32.3	31.0	23.0	17.6	16.0	14.6	15.3	14.2	11.4
03:45 - 04:00	24.1	50.7	20.0	33.0	31.4	20.1	18.1	17.8	16.4	15.6	14.3	11.4
04:00 - 04:15	25.2	49.3	21.0	32.2	31.2	20.1	18.7	18.6	17.7	18.0	15.2	11.4
04:15 - 04:30	24.1	46.4	20.0	31.2	29.2	19.5	18.2	18.7	16.2	15.6	14.2	11.4
04:30 - 04:45	25.0	49.3	22.0	33.9	31.0	21.7	19.4	19.4	16.5	16.4	14.9	11.4
04:45 - 05:00	25.1	52.6	21.0	32.5	29.7	20.1	18.2	19.2	18.2	17.1	15.2	11.4
05:00 - 05:15	28.9	45.1	23.0	37.5	37.1	33.0	25.4	21.0	17.0	16.5	14.6	11.4
05:15 - 05:30	41.6	71.5	27.0	49.9	42.9	37.5	35.1	37.6	35.4	28.2	23.5	11.8
05:30 - 05:45	35.5	51.0	28.0	41.0	35.4	31.2	31.8	32.5	26.4	19.2	16.7	11.4
05:45 - 06:00	37.5	60.6	32.0	47.8	43.6	36.2	33.0	33.7	28.3	22.3	17.5	11.5
06:00 - 06:15	38.3	60.0	33.0	45.4	41.3	36.3	33.6	34.9	30.5	21.4	17.6	11.5
06:15 - 06:30	44.1	70.6	33.0	48.0	42.6	37.3	36.0	38.9	36.8	35.9	36.0	13.4
06:30 - 06:45	50.3	69.1	40.0	56.0	50.5	44.1	43.3	43.5	38.9	41.8	46.6	20.7
06:45 - 07:00	56.7	80.6	45.0	63.9	60.1	54.7	52.2	52.3	49.3	44.1	39.3	19.9

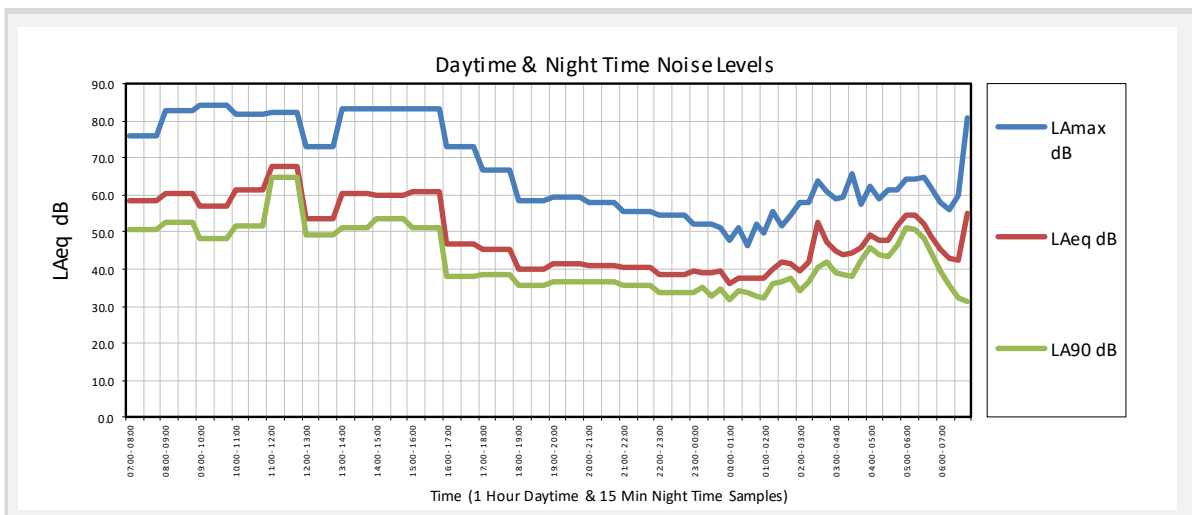


11.3 18th – 19th October 2024

NOISE LEVEL SUMMARY ASSESSMENT				Octave Band Centre Frequency (Hz)								
Date / Time	LAeq	LAmx	LA90	63	125	250	500	1.0k	2.0k	4.0k	8.0k	16.0k
DAYTIME 07:00 - 23:00 <small>LAeq 16 HOUR & Cor r esponding LAmx 16 HOUR</small>	59.1	84.2	51.0	64.3	59.7	56.3	53.4	54.1	53.5	46.2	42.9	20.2
NIGHT TIME 23:00 - 07:00 <small>LAeq 8 HOUR & Cor r esponding LAmx 8 HOUR</small>	48.1	80.7	34.0	41.6	40.5	41.5	42.6	41.5	41.2	39.9	39.9	19.6

DAYTIME NOISE LEVELS 07:00 - 23:00 1 HOUR SAMPLES				Octave Band Centre Frequency (Hz)								
Date / Time	LAeq	LAmx	LA90	63	125	250	500	1.0 k	2.0 k	4.0 k	8.0 k	16.0 k
07:00 - 08:00	58.2	75.8	51.0	67.4	60.3	56.6	54.2	53.4	50.9	44.6	40.2	17.9
08:00 - 09:00	60.4	82.6	52.0	66.6	62.0	58.5	54.3	54.5	55.0	48.8	44.5	19.5
09:00 - 10:00	57.0	84.2	48.0	65.1	60.4	57.0	52.2	50.8	49.1	46.7	45.6	18.9
10:00 - 11:00	61.5	81.9	52.0	65.8	61.2	58.4	54.9	56.1	56.5	49.2	43.3	20.5
11:00 - 12:00	67.6	82.1	64.0	69.3	65.7	61.4	60.7	63.2	62.6	53.6	47.2	25.6
12:00 - 13:00	53.6	73.2	49.0	59.5	57.4	54.6	46.7	44.6	44.4	43.6	48.7	22.2
13:00 - 14:00	60.1	83.1	51.0	67.7	62.4	58.9	55.6	54.8	54.2	46.0	38.9	18.0
14:00 - 15:00	59.7	83.4	53.0	68.9	63.5	60.4	56.9	53.6	51.4	46.4	45.8	21.9
15:00 - 16:00	60.8	83.4	51.0	63.3	61.3	59.1	55.5	55.7	54.7	49.4	44.4	25.3
16:00 - 17:00	46.8	72.8	38.0	51.5	47.3	44.1	41.7	40.4	38.3	38.1	39.5	19.1
17:00 - 18:00	45.4	66.6	39.0	50.7	47.0	43.0	41.2	39.8	36.8	33.9	37.9	16.1
18:00 - 19:00	39.8	58.4	36.0	45.7	41.1	37.2	35.2	36.1	31.7	27.1	25.1	12.5
19:00 - 20:00	41.5	59.5	37.0	42.4	40.2	37.5	35.9	36.4	34.7	32.3	29.3	14.7
20:00 - 21:00	40.9	57.8	37.0	42.4	40.9	37.4	36.3	36.0	34.0	30.9	27.5	13.7
21:00 - 22:00	40.4	55.5	36.0	42.1	40.6	38.8	37.0	35.3	32.9	29.2	25.7	12.6
22:00 - 23:00	38.7	54.7	34.0	41.6	40.1	37.7	35.3	33.9	30.6	26.7	23.6	12.1

NIGHT TIME NOISE LEVELS 23:00 - 07:00 15 MINUTE SAMPLES				Octave Band Centre Frequency (Hz)								
Date / Time	LAeq	LAmx	LA90	63	125	250	500	1.0 k	2.0 k	4.0 k	8.0 k	16.0 k
23:00 - 23:15	39.7	52.3	34.0	40.4	38.2	36.2	35.5	34.9	32.6	29.5	26.5	12.7
23:15 - 23:30	39.1	52.1	35.0	39.6	36.8	35.7	35.3	34.1	31.8	28.7	25.9	12.5
23:30 - 23:45	39.1	52.1	33.0	39.3	36.7	35.7	34.9	34.0	32.0	29.0	26.1	12.5
23:45 - 00:00	39.5	51.2	35.0	40.7	36.9	35.2	35.6	35.1	32.4	28.1	25.0	12.2
00:00 - 00:15	36.0	47.7	32.0	38.9	35.4	33.1	32.0	31.1	28.4	25.5	22.7	11.8
00:15 - 00:30	37.7	51.1	34.0	40.1	36.6	34.8	33.5	32.6	30.6	27.6	24.7	12.1
00:30 - 00:45	37.3	46.4	34.0	38.5	35.8	34.0	33.3	32.1	30.1	27.3	24.4	12.0
00:45 - 01:00	37.6	52.3	33.0	38.8	36.7	34.9	33.6	32.1	30.2	28.1	25.8	12.7
01:00 - 01:15	37.3	49.6	32.0	38.7	35.5	33.5	33.7	32.3	30.1	26.5	23.7	12.0
01:15 - 01:30	40.0	55.4	36.0	38.4	36.7	34.7	33.8	34.0	33.8	31.9	29.0	14.4
01:30 - 01:45	41.8	51.7	37.0	37.7	36.0	34.7	34.4	35.3	36.0	34.1	31.1	15.8
01:45 - 02:00	41.2	54.3	38.0	38.4	36.7	35.3	35.1	35.1	35.2	33.1	30.0	14.9
02:00 - 02:15	39.3	57.9	34.0	37.5	35.8	35.1	34.9	33.5	32.7	30.2	27.1	13.5
02:15 - 02:30	42.0	58.0	37.0	38.0	36.5	35.9	36.1	35.8	36.1	33.9	30.7	15.5
02:30 - 02:45	52.8	63.9	41.0	40.5	41.0	45.3	47.4	46.9	46.9	44.3	41.0	24.8
02:45 - 03:00	47.4	61.0	42.0	39.7	39.1	41.8	43.6	42.0	40.9	37.6	33.5	17.9
03:00 - 03:15	44.6	59.0	39.0	39.1	38.7	39.5	40.4	39.0	38.2	34.9	30.9	16.1
03:15 - 03:30	43.6	59.5	39.0	39.9	39.0	40.3	39.3	37.9	37.0	34.0	29.9	15.3
03:30 - 03:45	44.1	65.8	38.0	38.9	37.2	38.2	39.6	38.5	37.7	35.1	31.2	16.0
03:45 - 04:00	45.9	57.5	42.0	39.8	38.1	39.6	40.9	40.1	39.9	37.1	33.2	17.6
04:00 - 04:15	49.2	62.5	46.0	41.1	41.0	42.9	44.3	43.4	43.2	40.4	36.5	20.5
04:15 - 04:30	47.9	58.9	44.0	40.0	39.0	41.4	43.2	42.1	41.7	38.8	34.9	19.3
04:30 - 04:45	47.6	61.1	43.0	41.1	39.7	41.5	43.2	42.0	41.4	38.3	34.3	18.6
04:45 - 05:00	51.7	61.1	47.0	40.8	40.9	44.3	46.3	45.8	45.9	43.1	39.4	23.4
05:00 - 05:15	54.4	64.1	51.0	42.3	42.9	47.4	49.5	48.6	48.4	45.4	41.7	26.0
05:15 - 05:30	54.6	64.0	51.0	47.7	44.3	47.7	49.6	48.7	48.7	45.7	42.0	26.4
05:30 - 05:45	52.3	64.8	48.0	43.3	43.6	46.6	48.2	46.6	46.0	42.8	38.8	23.3
05:45 - 06:00	48.8	61.9	44.0	41.4	41.2	43.0	44.6	43.3	42.6	39.3	35.3	20.0
06:00 - 06:15	45.4	57.7	39.0	44.2	45.0	44.5	42.3	39.4	38.1	34.5	30.2	16.0
06:15 - 06:30	42.8	56.1	36.0	46.5	45.7	42.7	38.8	36.6	35.6	32.2	27.7	14.5
06:30 - 06:45	42.4	60.0	32.0	44.8	45.1	42.4	37.2	34.0	32.8	34.8	35.9	14.2
06:45 - 07:00	55.2	80.7	31.0	44.7	43.5	39.0	34.6	32.2	32.8	50.0	53.4	25.2

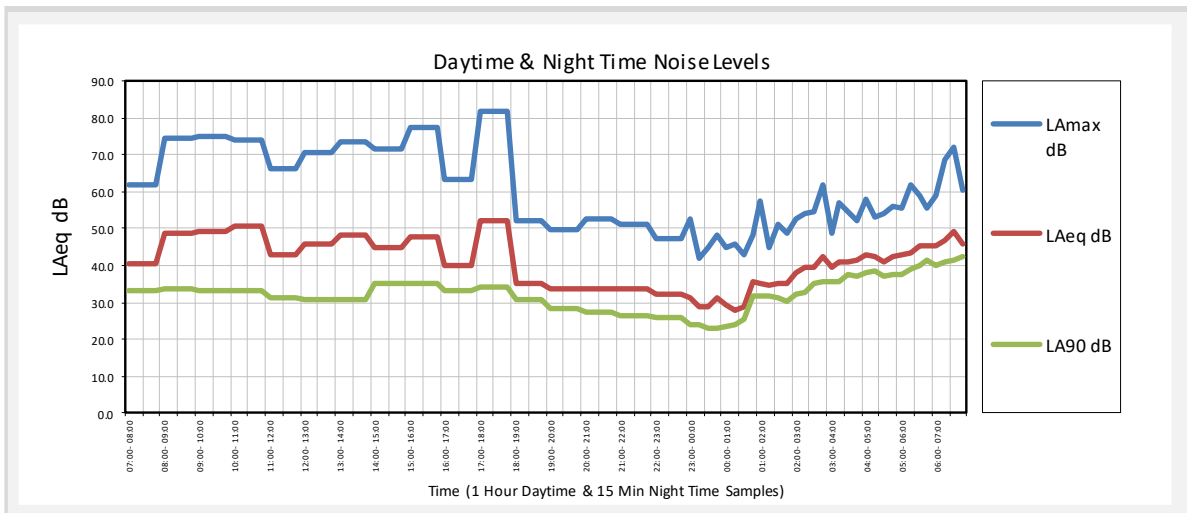


11.4 19th – 20th October 2024

NOISE LEVEL SUMMARY ASSESSMENT				Octave Band Centre Frequency (Hz)								
Date / Time	LAeq	LAmx	LA90	63	125	250	500	1.0k	2.0k	4.0k	8.0k	16.0k
DAYTIME 07:00 - 23:00 <small>L_{Aeq} 16 HOUR & Cor r esponding L_{Amax} 16 HOUR</small>	46.3	81.8	33.0	46.2	44.0	39.3	35.2	34.2	32.0	41.0	43.3	18.2
NIGHTTIME 23:00 - 07:00 <small>L_{Aeq} 8 HOUR & Cor r esponding L_{Amax} 8 HOUR</small>	41.9	71.9	24.0	43.7	41.8	40.3	37.1	35.5	33.9	32.0	34.5	14.6

DAYTIME NOISE LEVELS 07:00 - 23:00 1 HOUR SAMPLES												
Date / Time	LAeq	LAmax	LA90	Octave Band Centre Frequency (Hz)								
				63	125	250	500	1.0 k	2.0 k	4.0 k	8.0 k	16.0 k
07:00 - 08:00	40.6	61.7	33.0	46.8	44.0	39.6	34.8	33.4	31.8	30.3	34.9	14.1
08:00 - 09:00	48.8	74.7	34.0	46.1	41.9	38.9	34.5	33.5	31.4	42.0	47.5	21.9
09:00 - 10:00	49.3	74.7	33.0	50.3	51.2	43.6	39.6	36.8	34.4	45.3	44.6	20.7
10:00 - 11:00	50.5	73.8	33.0	47.1	43.3	41.3	37.2	32.4	30.0	44.5	49.0	22.0
11:00 - 12:00	42.7	66.2	31.0	47.4	44.2	42.5	38.2	33.2	31.3	34.1	37.7	13.9
12:00 - 13:00	45.7	70.8	31.0	46.7	45.1	38.0	32.3	31.3	27.9	37.2	44.7	19.8
13:00 - 14:00	48.1	73.7	31.0	46.5	41.0	38.2	32.9	31.0	30.7	41.9	46.6	20.8
14:00 - 15:00	44.7	71.7	35.0	47.6	45.8	40.6	34.4	34.0	31.3	37.5	42.3	17.8
15:00 - 16:00	47.7	77.5	35.0	47.5	45.3	42.9	40.3	41.3	39.4	40.1	41.4	16.8
16:00 - 17:00	39.8	63.2	33.0	45.3	41.6	38.0	34.5	33.8	30.4	31.9	32.2	12.6
17:00 - 18:00	52.2	81.8	34.0	45.8	41.2	36.8	32.9	34.4	35.3	49.1	47.9	22.5
18:00 - 19:00	35.3	51.9	31.0	43.4	38.8	33.7	31.0	32.6	24.8	16.6	13.1	11.3
19:00 - 20:00	33.4	49.6	28.0	39.7	36.4	30.9	29.4	30.7	23.2	14.5	13.4	11.3
20:00 - 21:00	33.4	52.5	27.0	41.5	39.5	32.5	29.1	30.1	23.3	15.4	13.1	11.3
21:00 - 22:00	33.5	50.9	26.0	45.9	41.4	34.8	28.6	29.3	22.6	15.2	13.3	11.3
22:00 - 23:00	32.3	47.1	26.0	39.2	37.2	32.8	29.1	28.5	20.9	14.2	13.2	11.3

NIGHT TIME NOISE LEVELS 23:00 - 07:00 15 MINUTE SAMPLES												
Date / Time	LAeq	LAmax	LA90	Octave Band Centre Frequency (Hz)								
				63	125	250	500	1.0 k	2.0 k	4.0 k	8.0 k	16.0 k
23:00 - 23:15	31.1	52.6	24.0	39.1	34.6	32.0	26.7	27.5	21.2	14.8	13.2	11.3
23:15 - 23:30	28.9	41.8	24.0	33.0	31.4	25.4	24.6	25.9	19.7	14.5	13.3	11.3
23:30 - 23:45	28.9	44.7	23.0	31.0	29.5	25.1	24.0	26.4	18.9	13.9	13.1	11.3
23:45 - 00:00	31.1	48.1	23.0	35.4	31.9	26.3	26.5	28.0	23.1	16.0	14.8	11.4
00:00 - 00:15	29.4	44.6	24.0	33.8	30.4	24.9	25.5	26.0	21.1	15.4	13.8	11.4
00:15 - 00:30	27.7	45.8	24.0	32.6	30.4	25.5	23.1	23.2	19.2	17.3	15.8	11.4
00:30 - 00:45	29.0	43.0	25.0	33.3	30.4	26.5	24.6	23.9	20.8	19.6	18.0	11.6
00:45 - 01:00	35.5	48.0	32.0	36.1	34.0	31.9	31.0	30.5	28.0	26.2	24.2	12.4
01:00 - 01:15	34.9	57.2	32.0	36.4	33.4	31.3	30.5	29.2	27.6	26.3	23.8	12.1
01:15 - 01:30	34.6	44.8	32.0	36.3	33.6	31.3	30.3	28.8	27.3	25.7	23.4	12.0
01:30 - 01:45	35.1	51.1	31.0	38.0	34.9	33.2	30.7	29.3	27.5	26.1	24.1	12.3
01:45 - 02:00	34.9	48.8	30.0	37.2	35.1	32.7	30.6	28.8	27.3	26.1	24.2	12.3
02:00 - 02:15	37.8	52.4	32.0	39.3	37.6	36.4	33.2	32.0	30.1	28.7	26.9	13.3
02:15 - 02:30	39.3	53.9	33.0	40.8	38.5	36.7	34.7	33.4	32.0	30.6	28.4	13.6
02:30 - 02:45	39.6	54.6	35.0	40.9	38.3	37.1	35.0	33.9	32.5	30.5	28.2	13.7
02:45 - 03:00	42.6	61.9	36.0	44.2	41.1	40.9	37.8	36.8	35.3	33.3	31.3	15.5
03:00 - 03:15	39.5	48.8	36.0	39.9	37.5	35.6	34.3	33.5	32.7	31.1	28.7	13.9
03:15 - 03:30	41.0	57.1	35.0	40.9	39.0	38.1	36.5	35.4	33.8	31.6	29.4	14.1
03:30 - 03:45	40.7	54.7	38.0	40.8	38.7	37.3	36.1	35.2	33.8	31.6	29.0	13.7
03:45 - 04:00	41.4	51.9	37.0	41.3	39.0	38.0	37.0	36.1	34.4	31.8	29.0	13.6
04:00 - 04:15	43.0	58.1	38.0	44.2	41.1	41.1	38.4	37.3	35.9	33.6	31.1	14.9
04:15 - 04:30	42.4	53.1	39.0	42.4	40.2	39.0	37.9	37.0	35.4	32.8	30.2	14.3
04:30 - 04:45	41.1	54.2	37.0	43.3	43.1	40.9	37.3	35.3	33.4	30.6	27.7	13.0
04:45 - 05:00	42.6	55.9	38.0	44.5	41.8	40.2	38.3	37.2	35.3	32.7	30.5	14.8
05:00 - 05:15	43.0	55.5	38.0	43.5	43.8	42.5	39.3	37.1	35.3	32.9	30.4	14.5
05:15 - 05:30	43.2	61.6	39.0	44.7	44.8	43.3	39.2	37.1	35.5	33.1	30.6	14.4
05:30 - 05:45	45.5	59.1	40.0	48.2	47.1	45.5	41.2	39.1	38.0	35.8	33.1	16.3
05:45 - 06:00	45.2	55.4	41.0	46.1	44.8	43.2	40.3	39.5	38.4	36.0	33.1	16.2
06:00 - 06:15	45.2	58.7	40.0	48.8	45.5	44.6	40.5	38.8	37.2	34.9	37.5	16.2
06:15 - 06:30	46.7	68.5	41.0	50.6	49.1	47.4	43.0	39.0	37.1	35.8	40.0	17.3
06:30 - 06:45	49.3	71.9	41.0	49.2	47.6	45.4	41.4	39.8	37.8	39.0	47.3	22.3
06:45 - 07:00	45.9	60.5	42.0	48.5	45.0	43.6	41.2	40.8	39.0	35.3	32.7	15.1

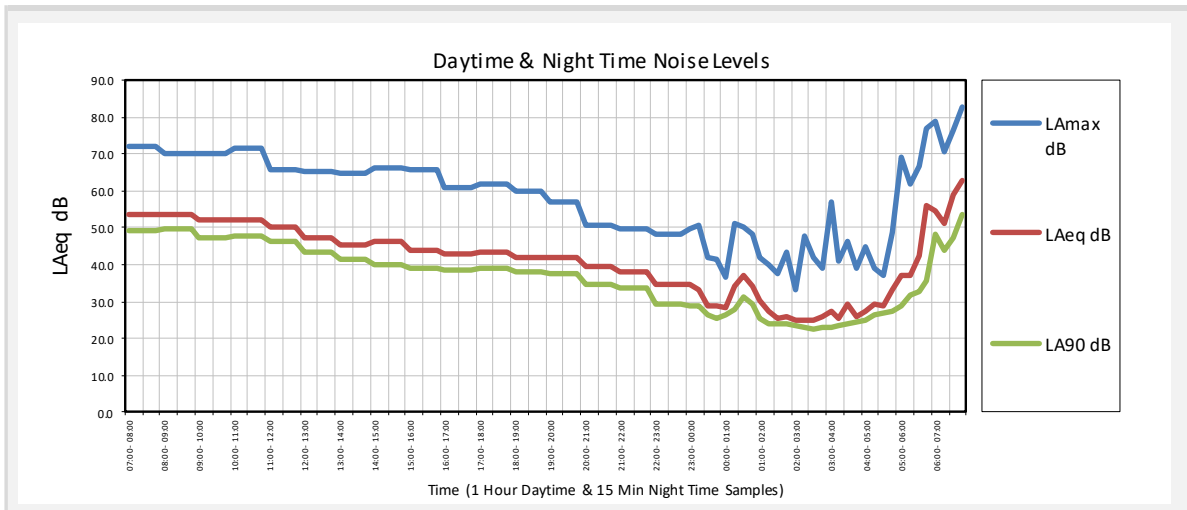


11.5 20th – 21st October 2024

NOISE LEVEL SUMMARY ASSESSMENT				Octave Band Centre Frequency (Hz)								
Date / Time	LAeq	LAmx	LA90	63	125	250	500	1.0k	2.0k	4.0k	8.0k	16.0k
DAYTIME 07:00 - 23:00 <small>LAeq 16 HOUR & Corr responding LAmx 16 HOUR</small>	48.4	71.8	39.0	48.3	44.9	43.9	43.1	42.7	41.5	38.9	39.7	18.3
NIGHTTIME 23:00 - 07:00 <small>LAeq 8 HOUR & Corr responding LAmx 8 HOUR</small>	50.6	82.6	24.0	54.1	51.2	47.9	44.5	45.1	44.2	38.7	41.6	16.9

DAYTIME NOISE LEVELS 07:00 - 23:00 1 HOUR SAMPLES				Octave Band Centre Frequency (Hz)								
Date / Time	LAeq	LAmx	LA90	63	125	250	500	1.0 k	2.0 k	4.0 k	8.0 k	16.0 k
07:00 - 08:00	53.3	71.8	49.0	50.5	46.9	47.8	47.7	47.2	46.8	44.5	44.7	24.1
08:00 - 09:00	53.6	70.1	50.0	51.0	47.6	48.3	48.6	47.8	47.0	44.1	43.7	23.8
09:00 - 10:00	51.9	69.9	47.0	51.8	48.0	47.5	46.6	46.1	44.8	41.8	44.1	20.5
10:00 - 11:00	52.1	71.3	48.0	52.0	48.2	47.8	46.8	46.4	45.3	42.4	43.6	21.0
11:00 - 12:00	50.1	65.7	46.0	50.2	47.2	46.5	45.3	44.9	43.6	40.3	36.4	17.1
12:00 - 13:00	47.1	65.0	43.0	48.3	44.6	43.5	42.1	41.7	40.0	36.8	38.6	16.3
13:00 - 14:00	45.3	64.8	41.0	47.3	44.2	41.8	39.8	39.8	37.3	34.9	38.5	15.6
14:00 - 15:00	46.1	66.3	40.0	47.0	43.3	40.5	38.4	38.7	35.7	38.3	42.2	16.6
15:00 - 16:00	43.9	65.8	39.0	48.4	46.3	41.3	38.1	38.3	35.5	34.8	36.1	14.6
16:00 - 17:00	42.7	60.7	38.0	46.6	43.1	39.9	38.0	37.7	35.0	32.5	32.2	13.4
17:00 - 18:00	43.2	61.8	39.0	45.4	42.6	39.5	38.4	37.6	35.4	32.8	35.7	14.2
18:00 - 19:00	42.1	60.1	38.0	45.8	42.0	39.0	37.5	37.1	35.1	31.7	28.6	13.1
19:00 - 20:00	42.0	56.8	37.0	45.1	41.1	39.0	37.4	36.9	35.0	31.9	28.9	13.3
20:00 - 21:00	39.5	50.6	35.0	42.4	39.8	36.6	35.1	34.5	32.2	29.0	26.1	12.4
21:00 - 22:00	38.1	49.5	34.0	41.5	38.7	35.6	34.0	32.9	30.8	27.9	24.9	12.1
22:00 - 23:00	34.4	48.3	29.0	37.6	35.1	32.1	30.1	29.2	26.6	24.9	22.6	11.9

NIGHT TIME NOISE LEVELS 23:00 - 07:00 15 MINUTE SAMPLES				Octave Band Centre Frequency (Hz)								
Date / Time	LAeq	LAmx	LA90	63	125	250	500	1.0 k	2.0 k	4.0 k	8.0 k	16.0 k
23:00 - 23:15	34.5	49.5	29.0	35.5	33.5	30.3	29.3	31.5	25.9	23.6	20.8	11.6
23:15 - 23:30	33.3	50.5	29.0	35.0	32.4	30.1	28.6	28.6	25.5	23.9	21.4	11.6
23:30 - 23:45	28.8	41.9	26.0	34.8	33.3	28.5	25.0	22.6	20.5	19.0	16.6	11.4
23:45 - 00:00	28.8	41.4	26.0	34.9	32.0	28.2	25.2	22.7	20.6	19.1	17.0	11.4
00:00 - 00:15	28.5	36.6	26.0	34.5	31.9	27.9	25.0	22.9	20.1	18.6	16.1	11.4
00:15 - 00:30	33.9	51.2	28.0	38.8	35.1	32.4	29.6	28.2	26.6	24.2	21.2	11.7
00:30 - 00:45	37.1	50.2	31.0	37.6	35.9	33.8	32.8	31.6	30.3	27.7	24.8	12.1
00:45 - 01:00	34.2	48.3	29.0	36.7	34.0	32.1	29.9	28.2	26.8	25.3	22.9	11.9
01:00 - 01:15	30.1	41.7	25.0	35.8	31.8	28.5	26.0	23.9	22.5	21.2	19.1	11.5
01:15 - 01:30	27.2	40.1	24.0	34.6	31.5	27.3	23.2	20.0	18.8	18.3	16.3	11.4
01:30 - 01:45	25.5	37.5	24.0	34.1	31.3	26.9	21.9	17.7	16.4	16.1	14.3	11.3
01:45 - 02:00	25.9	43.3	24.0	34.4	32.5	27.4	21.9	17.8	17.4	16.5	14.9	11.4
02:00 - 02:15	25.1	33.0	23.0	34.2	32.8	27.0	21.6	17.3	14.7	15.0	13.8	11.3
02:15 - 02:30	25.1	47.6	23.0	34.0	32.9	26.0	21.1	18.7	16.4	13.4	12.6	11.3
02:30 - 02:45	24.9	41.8	23.0	33.6	31.6	28.6	22.2	16.6	11.6	12.7	12.4	11.3
02:45 - 03:00	25.9	39.0	23.0	35.1	31.6	26.8	22.1	21.0	15.3	14.0	12.9	11.3
03:00 - 03:15	27.5	56.9	23.0	33.7	32.3	26.7	20.2	17.3	15.8	22.0	20.8	11.4
03:15 - 03:30	25.5	41.1	24.0	34.0	31.5	26.3	21.3	20.1	15.3	14.8	14.0	11.3
03:30 - 03:45	29.3	46.1	24.0	36.7	37.9	34.0	24.5	22.1	16.5	15.5	14.2	11.5
03:45 - 04:00	25.7	38.8	24.0	34.2	32.5	26.6	21.8	20.4	15.4	14.8	13.6	11.3
04:00 - 04:15	27.1	44.8	25.0	36.5	32.6	27.0	23.3	23.1	16.2	14.0	13.1	11.3
04:15 - 04:30	29.5	38.9	26.0	38.0	34.5	29.7	26.2	25.7	18.6	13.0	12.6	11.3
04:30 - 04:45	28.8	37.1	27.0	38.3	34.0	29.4	25.8	25.0	17.3	13.1	12.5	11.3
04:45 - 05:00	33.3	48.8	27.0	49.6	43.6	36.9	28.2	25.9	17.4	12.7	12.3	11.3
05:00 - 05:15	37.1	69.2	29.0	41.4	38.0	32.6	28.2	31.0	32.8	26.9	20.2	11.4
05:15 - 05:30	37.2	61.8	32.0	43.4	41.9	38.8	31.1	30.3	29.2	28.8	16.9	11.3
05:30 - 05:45	42.2	66.5	33.0	49.1	47.3	42.6	35.1	36.6	36.0	29.7	26.0	12.2
05:45 - 06:00	56.2	76.9	36.0	54.7	50.1	45.2	42.0	41.5	36.6	46.3	55.8	29.1
06:00 - 06:15	54.4	78.6	48.0	61.2	57.0	52.6	50.2	49.2	47.3	43.1	41.3	17.7
06:15 - 06:30	51.0	70.3	44.0	57.7	50.3	45.3	45.3	46.3	44.9	39.9	38.6	14.5
06:30 - 06:45	58.9	76.5	47.0	64.4	60.7	57.4	53.2	54.3	52.3	46.8	43.5	21.2
06:45 - 07:00	63.0	82.6	54.0	64.8	63.3	60.5	57.1	57.8	57.6	50.5	45.1	22.4

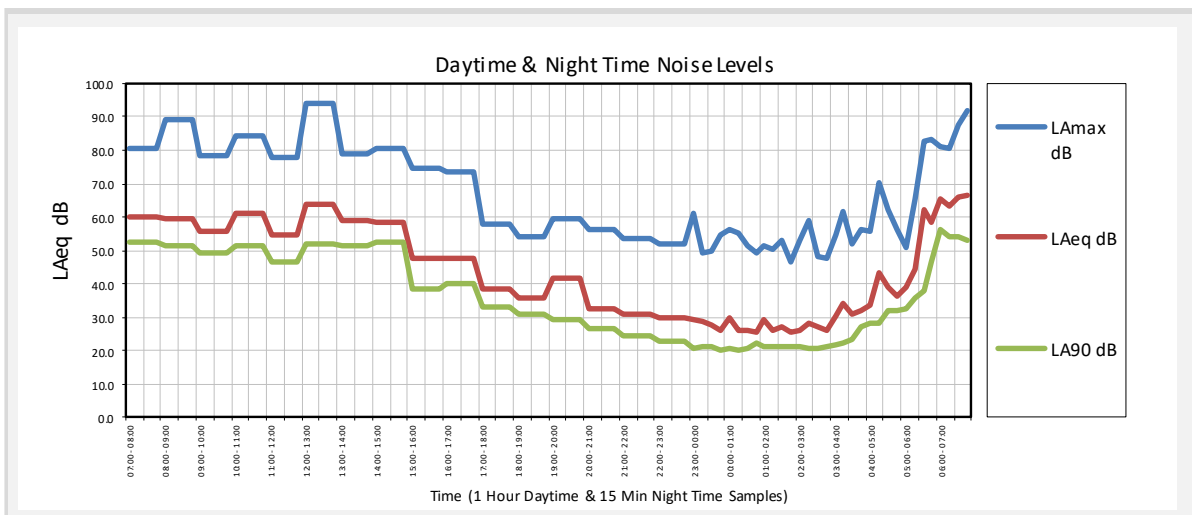


11.6 21st – 22nd October 2024

NOISE LEVEL SUMMARY ASSESSMENT				Octave Band Centre Frequency (Hz)								
Date / Time	LAeq	LAmx	LA90	63	125	250	500	1.0k	2.0k	4.0k	8.0k	16.0k
DAYTIME 07:00 - 23:00 <small>LAeq 16 HOUR & Corr responding LAmx 16 HOUR</small>	56.9	93.8	52.0	62.7	58.4	55.6	50.7	51.2	51.3	45.3	42.4	20.3
NIGHT TIME 23:00 - 07:00 <small>LAeq 8 HOUR & Corr responding LAmx 8 HOUR</small>	57.1	92.1	21.0	60.3	54.1	52.2	51.1	52.6	51.3	45.7	41.2	17.4

DAYTIME NOISE LEVELS 07:00 - 23:00 1 HOUR SAMPLES				Octave Band Centre Frequency (Hz)								
Date / Time	LAeq	LAmx	LA90	63	125	250	500	1.0 k	2.0 k	4.0 k	8.0 k	16.0 k
07:00 - 08:00	59.8	80.3	52.0	63.1	61.5	59.1	52.8	54.9	53.7	47.1	45.0	20.0
08:00 - 09:00	59.4	89.0	51.0	64.6	61.2	57.8	52.6	52.4	52.3	52.1	49.4	27.7
09:00 - 10:00	55.6	78.1	49.0	62.9	59.1	56.7	50.9	49.8	48.1	43.2	41.2	18.3
10:00 - 11:00	61.0	84.2	52.0	69.1	62.8	59.9	55.8	55.7	54.7	48.6	44.4	21.2
11:00 - 12:00	54.8	77.9	46.0	62.1	57.5	55.0	49.2	48.6	47.3	45.0	44.5	20.9
12:00 - 13:00	63.9	93.8	52.0	64.4	61.1	57.8	56.3	58.0	60.2	50.3	45.9	24.8
13:00 - 14:00	58.8	78.7	52.0	68.1	62.5	59.3	54.0	53.5	51.7	45.8	42.7	19.9
14:00 - 15:00	58.4	80.7	52.0	65.5	62.4	60.2	53.3	52.6	51.2	46.2	42.5	20.2
15:00 - 16:00	47.7	74.5	38.0	54.1	48.6	44.1	40.7	41.1	41.7	38.4	39.3	17.9
16:00 - 17:00	47.5	73.4	40.0	49.6	46.9	45.1	43.2	41.2	38.2	40.1	38.3	17.4
17:00 - 18:00	38.7	58.1	33.0	45.2	43.7	40.3	34.0	34.5	29.5	24.7	20.6	11.5
18:00 - 19:00	35.8	54.2	31.0	41.6	39.4	35.9	32.2	32.0	26.4	20.2	16.5	11.4
19:00 - 20:00	41.5	59.4	29.0	51.9	46.7	45.4	39.8	35.2	27.1	21.2	17.7	11.4
20:00 - 21:00	32.4	56.3	27.0	40.4	38.3	33.5	28.4	27.7	22.7	19.2	16.0	11.4
21:00 - 22:00	31.2	53.8	24.0	37.1	34.9	30.7	27.6	26.9	21.9	18.5	15.7	11.4
22:00 - 23:00	29.7	52.0	23.0	34.3	30.2	28.8	25.9	25.4	21.0	18.1	15.3	11.4

NIGHT TIME NOISE LEVELS 23:00 - 07:00 15 MINUTE SAMPLES				Octave Band Centre Frequency (Hz)								
Date / Time	LAeq	LAmx	LA90	63	125	250	500	1.0 k	2.0 k	4.0 k	8.0 k	16.0 k
23:00 - 23:15	29.1	61.2	21.0	28.5	26.9	25.6	23.7	24.2	21.5	21.2	16.0	11.5
23:15 - 23:30	28.7	49.5	21.0	28.8	26.8	26.5	23.1	25.3	20.5	16.9	14.6	11.4
23:30 - 23:45	27.6	50.0	21.0	29.9	27.7	25.5	22.0	23.7	19.5	17.3	16.4	11.7
23:45 - 00:00	26.0	54.6	20.0	29.8	26.7	24.4	19.4	20.3	18.8	17.7	16.1	11.4
00:00 - 00:15	29.6	56.1	21.0	33.0	28.2	26.6	25.2	24.9	22.8	18.8	15.6	11.5
00:15 - 00:30	26.2	55.0	20.0	29.7	27.0	24.0	19.1	18.6	20.9	17.8	15.0	11.4
00:30 - 00:45	26.0	51.5	21.0	29.6	27.1	25.2	20.0	19.8	18.6	17.7	15.8	11.6
00:45 - 01:00	25.7	49.3	22.0	31.8	29.3	26.1	20.4	19.5	17.5	17.2	15.5	11.5
01:00 - 01:15	29.2	51.4	21.0	33.1	34.6	33.3	25.8	19.3	20.2	18.8	16.0	11.5
01:15 - 01:30	25.8	50.3	21.0	30.9	27.7	26.3	19.9	18.7	18.5	17.9	15.7	11.4
01:30 - 01:45	27.2	53.1	21.0	29.0	28.2	26.0	21.5	21.8	20.3	18.0	15.5	11.4
01:45 - 02:00	25.7	46.4	21.0	28.0	27.4	26.6	18.4	19.7	18.5	17.5	15.4	11.4
02:00 - 02:15	26.0	53.2	21.0	29.1	27.2	26.5	18.8	19.5	19.3	17.8	15.9	11.5
02:15 - 02:30	28.0	59.2	21.0	31.6	28.0	25.3	21.7	21.4	21.6	20.0	16.8	11.5
02:30 - 02:45	27.2	48.2	21.0	31.2	24.6	24.7	21.3	22.9	19.2	18.0	16.6	11.5
02:45 - 03:00	25.8	47.9	21.0	32.2	25.4	25.0	20.1	20.0	18.0	17.7	15.9	11.5
03:00 - 03:15	30.3	54.6	22.0	31.7	25.2	24.9	23.3	28.5	20.1	18.7	15.8	11.4
03:15 - 03:30	34.0	61.6	22.0	32.7	31.2	34.4	29.0	32.3	20.4	18.2	15.4	11.4
03:30 - 03:45	30.8	51.8	24.0	34.6	33.8	32.2	25.7	25.8	22.0	20.1	17.2	11.5
03:45 - 04:00	32.0	56.4	27.0	35.7	32.2	30.0	27.3	29.1	22.9	17.8	15.9	11.4
04:00 - 04:15	33.8	55.8	28.0	38.5	31.9	30.6	30.4	30.8	24.4	18.9	15.9	11.4
04:15 - 04:30	43.1	70.3	28.0	48.7	40.6	35.9	35.3	38.0	37.4	33.9	30.4	13.8
04:30 - 04:45	39.1	62.1	32.0	51.8	47.0	42.8	36.4	32.1	25.8	22.5	18.6	11.5
04:45 - 05:00	36.3	56.2	32.0	42.1	37.8	35.4	32.7	32.4	27.9	20.9	17.0	11.5
05:00 - 05:15	39.2	50.7	33.0	44.2	44.2	43.1	37.6	32.8	25.5	18.3	15.3	11.4
05:15 - 05:30	44.2	65.2	36.0	47.6	45.1	44.3	40.6	38.3	36.6	32.0	32.5	12.9
05:30 - 05:45	62.4	82.6	38.0	58.5	53.6	53.7	56.2	56.8	56.3	52.7	53.3	26.7
05:45 - 06:00	58.3	83.0	47.0	64.7	58.5	53.3	51.9	54.3	51.0	45.2	46.8	22.1
06:00 - 06:15	65.3	81.3	56.0	68.2	61.5	60.0	60.5	61.1	59.4	50.8	43.7	22.5
06:15 - 06:30	63.3	80.4	54.0	69.6	61.8	56.9	57.5	59.1	57.1	51.6	47.1	24.3
06:30 - 06:45	66.1	87.3	54.0	68.1	62.8	62.1	60.3	61.4	60.7	53.7	45.1	21.1
06:45 - 07:00	66.4	92.1	53.0	68.9	63.6	62.2	58.7	61.8	60.6	56.7	46.7	22.5

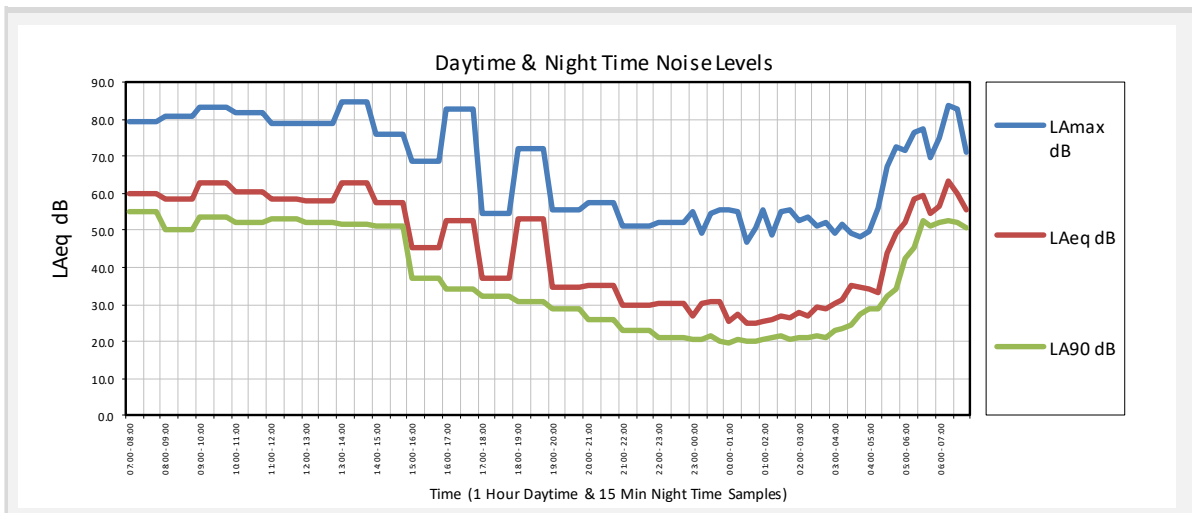


11.7 22nd – 23rd October 2024

NOISE LEVEL SUMMARY ASSESSMENT				Octave Band Centre Frequency (Hz)								
Date / Time	LAeq	LAmx	LA90	63	125	250	500	1.0k	2.0k	4.0k	8.0k	16.0k
DAYTIME 07:00 - 23:00 <small>LAeq 16 HOUR & Cor r esponding LAmx 16 HOUR</small>	57.4	84.5	52.0	64.5	59.0	56.1	52.0	52.0	51.0	46.3	43.2	22.4
NIGHT TIME 23:00 - 07:00 <small>LAeq 8 HOUR & Cor r esponding LAmx 8 HOUR</small>	52.7	83.7	21.0	58.3	55.2	51.3	46.7	47.7	46.1	40.7	38.4	16.0

DAYTIME NOISE LEVELS 07:00 - 23:00 1 HOUR SAMPLES				Octave Band Centre Frequency (Hz)								
Date / Time	LAeq	LAmx	LA90	63	125	250	500	1.0 k	2.0 k	4.0 k	8.0 k	16.0 k
07:00 - 08:00	60.0	79.1	55.0	68.7	62.9	60.7	55.2	53.6	53.1	49.2	45.6	23.4
08:00 - 09:00	58.3	80.7	50.0	63.9	60.1	57.9	53.3	52.9	51.4	47.0	44.0	20.4
09:00 - 10:00	62.6	83.0	53.0	69.2	63.3	60.8	57.1	57.8	56.6	50.3	46.7	22.7
10:00 - 11:00	60.4	81.7	52.0	66.2	61.9	58.9	54.1	55.2	54.2	48.8	47.1	23.7
11:00 - 12:00	58.6	78.6	53.0	65.1	60.7	57.6	54.3	52.3	51.8	48.2	46.0	30.5
12:00 - 13:00	58.0	78.9	52.0	66.0	61.4	57.4	52.5	52.1	51.3	47.1	44.4	23.0
13:00 - 14:00	62.7	84.5	52.0	69.8	62.9	59.7	56.9	57.9	56.8	50.0	43.3	24.5
14:00 - 15:00	57.5	76.0	51.0	66.8	61.0	57.0	51.2	51.3	51.3	46.6	43.8	20.8
15:00 - 16:00	45.4	68.8	37.0	50.5	46.8	41.2	37.5	39.3	39.4	36.8	35.7	14.4
16:00 - 17:00	52.4	82.6	34.0	46.2	42.9	38.4	34.2	34.8	35.6	49.6	47.5	22.6
17:00 - 18:00	37.0	54.4	32.0	43.0	39.3	36.5	33.6	33.5	27.7	20.0	16.2	11.3
18:00 - 19:00	52.9	71.8	31.0	58.6	53.7	52.4	52.0	47.4	44.1	34.4	24.4	13.6
19:00 - 20:00	34.7	55.5	29.0	39.4	35.9	34.1	31.2	31.2	25.0	18.9	16.1	11.4
20:00 - 21:00	35.3	57.3	26.0	39.8	37.0	34.1	30.8	32.1	26.3	22.7	17.1	11.3
21:00 - 22:00	29.9	51.3	23.0	36.7	31.8	29.3	27.4	25.4	20.4	17.5	14.6	11.3
22:00 - 23:00	30.5	51.9	21.0	34.6	31.5	29.6	28.5	25.8	21.0	16.9	15.0	11.5

NIGHT TIME NOISE LEVELS 23:00 - 07:00 15 MINUTE SAMPLES				Octave Band Centre Frequency (Hz)								
Date / Time	LAeq	LAmx	LA90	63	125	250	500	1.0 k	2.0 k	4.0 k	8.0 k	16.0 k
23:00 - 23:15	27.0	55.2	20.0	31.7	26.0	22.1	20.2	21.4	19.9	18.0	18.8	11.4
23:15 - 23:30	30.4	49.4	21.0	36.5	31.0	26.8	24.6	26.4	23.1	19.7	16.6	11.4
23:30 - 23:45	30.6	54.6	21.0	33.6	27.7	23.8	27.7	26.8	22.7	17.2	15.0	11.4
23:45 - 00:00	30.8	55.3	20.0	36.6	30.9	25.6	24.4	27.4	23.4	19.6	16.4	11.4
00:00 - 00:15	25.4	55.3	20.0	27.5	24.2	20.8	19.0	19.0	18.2	18.5	15.7	11.4
00:15 - 00:30	27.3	55.2	20.0	29.2	24.6	22.2	21.5	23.3	19.7	17.4	15.0	11.4
00:30 - 00:45	24.9	46.9	20.0	28.2	24.7	22.2	19.4	18.6	17.8	16.8	14.5	11.3
00:45 - 01:00	25.0	50.5	20.0	30.0	27.3	22.4	19.3	19.6	17.5	16.0	14.5	11.3
01:00 - 01:15	25.5	55.7	21.0	29.2	29.8	22.7	19.5	18.7	18.7	17.5	14.7	11.3
01:15 - 01:30	26.0	48.6	21.0	28.9	29.5	23.8	21.4	20.3	18.3	17.0	14.8	11.4
01:30 - 01:45	26.9	55.2	22.0	28.5	28.7	23.4	21.0	20.4	19.7	19.3	17.6	11.4
01:45 - 02:00	26.4	55.7	21.0	32.2	26.8	22.1	20.0	20.5	20.3	17.6	15.5	11.4
02:00 - 02:15	27.9	52.6	21.0	31.3	27.2	23.0	21.3	21.6	23.0	18.2	15.5	11.5
02:15 - 02:30	26.9	53.4	21.0	31.3	25.8	22.1	22.0	22.4	19.3	17.2	15.1	11.3
02:30 - 02:45	29.1	51.2	22.0	34.5	35.0	26.9	25.2	23.7	21.2	17.7	16.0	11.4
02:45 - 03:00	28.6	52.0	21.0	31.0	29.0	24.1	22.5	23.3	23.3	17.8	15.8	11.4
03:00 - 03:15	30.1	49.4	23.0	34.0	28.0	25.3	24.8	27.1	21.7	17.5	15.3	11.4
03:15 - 03:30	31.4	51.4	23.0	33.3	31.3	27.0	26.1	28.5	22.5	18.7	15.7	11.4
03:30 - 03:45	34.9	49.0	25.0	39.8	35.5	30.5	31.9	31.6	25.9	18.7	16.1	11.4
03:45 - 04:00	34.6	48.0	27.0	41.8	40.4	33.8	30.3	31.2	25.0	18.1	15.3	11.3
04:00 - 04:15	34.3	49.7	29.0	44.9	40.8	32.4	28.8	30.5	26.2	19.6	16.3	11.4
04:15 - 04:30	33.2	56.2	29.0	40.7	38.1	31.8	29.1	29.5	24.1	18.0	15.6	11.4
04:30 - 04:45	43.8	67.1	32.0	48.7	45.6	41.6	35.1	38.2	38.5	33.1	30.4	12.8
04:45 - 05:00	49.0	72.5	34.0	56.0	48.7	41.5	41.4	41.2	37.1	40.5	45.8	19.8
05:00 - 05:15	52.2	71.3	42.0	58.4	52.3	46.2	43.5	47.6	43.5	39.9	46.5	21.3
05:15 - 05:30	58.3	76.5	45.0	61.2	56.8	52.2	50.7	54.3	52.5	45.5	40.6	18.5
05:30 - 05:45	59.4	77.4	53.0	68.5	62.5	58.3	54.0	53.9	52.9	47.0	43.7	20.5
05:45 - 06:00	54.5	69.8	51.0	61.5	61.4	56.8	48.3	48.2	45.3	41.1	42.3	18.0
06:00 - 06:15	56.7	75.1	52.0	65.1	61.9	57.0	50.6	52.0	48.9	44.2	39.0	17.7
06:15 - 06:30	63.1	83.7	53.0	62.0	61.4	57.6	55.9	58.7	57.7	51.6	45.8	23.4
06:30 - 06:45	59.7	82.5	52.0	64.8	63.3	61.0	56.2	53.5	51.9	47.5	42.5	19.8
06:45 - 07:00	55.5	70.9	51.0	64.2	61.7	57.9	50.1	48.6	46.6	43.9	43.1	20.3



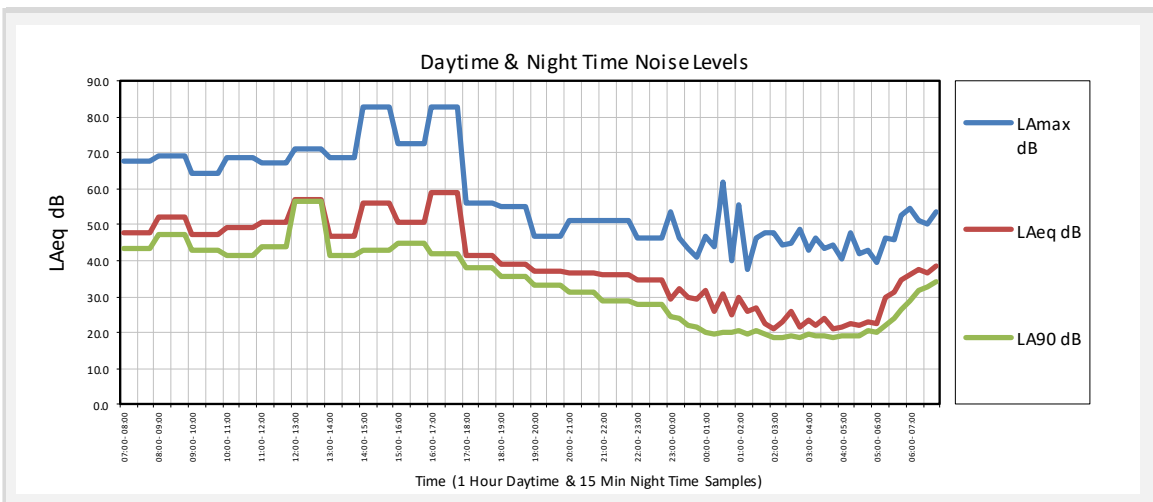
11.8 Position 2

11.9 17th – 18th October 2024

NOISE LEVEL SUMMARY ASSESSMENT				Octave Band Centre Frequency (Hz)								
Date / Time	LAeq	LAmx	LA90	63	125	250	500	1.0k	2.0k	4.0k	8.0k	16.0k
DAYTIME 07:00 - 23:00 <small>LAeq 16 HOUR & Corresponding LAmx 16 HOUR</small>	51.7	82.9	43.0	53.9	49.3	47.8	46.5	45.8	45.9	42.3	34.9	22.9
NIGHT TIME 23:00 - 07:00 <small>LAeq 8 HOUR & Corresponding LAmx 8 HOUR</small>	30.8	61.9	20.0	39.2	32.9	29.0	27.7	25.7	23.0	19.1	15.9	10.3

DAYTIME NOISE LEVELS 07:00 - 23:00 1 HOUR SAMPLES				Octave Band Centre Frequency (Hz)								
Date / Time	LAeq	LAmx	LA90	63	125	250	500	1.0 k	2.0 k	4.0 k	8.0 k	16.0 k
07:00 - 08:00	47.6	67.9	43.0	50.9	46.9	46.5	44.3	42.2	39.7	36.7	34.1	14.9
08:00 - 09:00	52.0	69.2	47.0	53.0	49.7	49.6	49.2	46.9	44.9	39.5	35.7	14.7
09:00 - 10:00	47.5	64.4	43.0	52.3	46.5	45.1	43.8	42.1	40.5	36.6	32.2	14.0
10:00 - 11:00	49.0	68.4	42.0	52.0	48.3	47.8	46.1	43.0	41.6	38.0	32.7	14.1
11:00 - 12:00	50.6	66.9	44.0	54.4	51.8	49.3	48.4	45.0	43.1	36.4	27.1	15.6
12:00 - 13:00	57.0	71.0	57.0	51.9	49.6	45.4	46.7	49.6	52.0	51.1	41.5	20.1
13:00 - 14:00	46.7	68.4	41.0	52.0	48.3	43.5	41.0	40.7	40.9	36.8	31.6	22.8
14:00 - 15:00	55.9	82.4	43.0	59.8	53.0	53.0	50.4	50.4	50.5	44.8	37.7	27.9
15:00 - 16:00	50.5	72.7	45.0	59.5	52.5	47.0	46.2	44.4	44.0	40.4	34.6	26.4
16:00 - 17:00	59.0	82.9	42.0	57.4	54.4	50.0	53.9	53.5	53.5	48.3	41.4	31.5
17:00 - 18:00	41.6	56.0	38.0	49.4	48.9	41.4	37.1	36.0	33.1	29.2	28.7	17.9
18:00 - 19:00	39.2	55.1	36.0	47.3	45.0	38.9	35.1	34.4	30.0	25.9	27.5	12.1
19:00 - 20:00	37.1	46.9	33.0	46.6	41.0	35.5	33.6	33.4	28.8	14.4	11.3	14.0
20:00 - 21:00	36.3	51.3	31.0	45.3	42.0	35.3	33.1	32.2	27.9	14.3	11.7	14.6
21:00 - 22:00	36.2	51.0	29.0	42.8	36.3	33.4	33.0	32.4	28.9	14.7	11.3	17.6
22:00 - 23:00	34.7	46.3	28.0	42.9	37.3	33.6	31.2	30.8	26.6	14.0	11.4	9.9

NIGHT TIME NOISE LEVELS 23:00 - 07:00 15 MINUTE SAMPLES				Octave Band Centre Frequency (Hz)								
Date / Time	LAeq	LAmx	LA90	63	125	250	500	1.0 k	2.0 k	4.0 k	8.0 k	16.0 k
23:00 - 23:15	29.1	53.5	24.0	35.5	33.4	28.8	24.7	24.9	21.0	14.0	11.7	9.9
23:15 - 23:30	32.3	46.5	24.0	42.0	34.8	29.9	29.7	28.3	23.5	14.8	11.2	9.8
23:30 - 23:45	29.7	43.2	22.0	37.4	28.0	27.3	26.8	26.1	21.2	11.7	11.6	9.8
23:45 - 00:00	29.5	40.9	22.0	35.6	27.3	26.4	27.0	25.6	21.0	12.4	11.3	9.8
00:00 - 00:15	31.8	46.8	20.0	43.8	29.1	27.9	29.7	27.6	23.7	12.0	11.5	9.8
00:15 - 00:30	26.1	43.8	20.0	30.8	25.4	24.2	20.2	23.2	17.5	11.8	11.4	9.9
00:30 - 00:45	30.9	61.9	20.0	31.7	28.8	27.2	22.2	19.7	28.4	16.4	11.4	9.8
00:45 - 01:00	25.0	40.1	20.0	32.5	27.3	24.5	21.2	19.9	17.1	12.2	12.6	9.9
01:00 - 01:15	29.8	55.7	21.0	30.8	26.1	25.4	33.1	17.8	14.4	12.3	11.6	9.9
01:15 - 01:30	25.7	37.7	20.0	33.3	25.5	24.5	21.4	21.9	17.0	13.3	11.8	9.9
01:30 - 01:45	27.0	46.4	21.0	30.2	23.3	24.3	21.3	23.6	18.8	15.8	13.1	10.1
01:45 - 02:00	22.5	47.5	20.0	30.7	20.6	21.3	15.1	13.9	15.9	15.8	12.8	10.0
02:00 - 02:15	21.2	47.7	18.0	27.6	19.2	21.2	14.3	13.3	13.9	14.2	12.3	10.1
02:15 - 02:30	23.2	44.1	19.0	27.4	20.1	23.5	14.6	12.8	17.5	16.6	11.6	9.9
02:30 - 02:45	25.7	44.9	19.0	30.1	31.2	29.4	23.8	14.5	15.0	15.9	11.5	9.9
02:45 - 03:00	21.7	48.8	18.0	29.3	20.6	21.1	14.7	13.7	14.6	14.6	13.2	10.1
03:00 - 03:15	23.4	42.9	20.0	28.1	20.4	20.4	17.8	17.5	16.3	15.4	13.0	10.2
03:15 - 03:30	22.1	46.4	19.0	26.6	19.4	18.7	16.1	14.9	15.4	14.8	12.6	10.1
03:30 - 03:45	23.9	43.3	19.0	28.4	29.2	25.4	21.3	14.9	14.8	14.3	12.3	10.0
03:45 - 04:00	21.1	44.3	18.0	31.2	23.2	21.8	16.3	13.0	12.7	12.7	12.0	9.9
04:00 - 04:15	21.3	40.3	19.0	33.8	22.8	18.8	15.9	14.2	13.8	13.2	11.9	9.9
04:15 - 04:30	22.5	47.5	19.0	33.7	22.5	19.1	16.8	15.2	14.9	15.8	12.0	10.0
04:30 - 04:45	22.0	42.1	19.0	33.0	21.1	19.1	17.1	15.6	14.2	14.0	12.1	10.0
04:45 - 05:00	23.1	42.8	21.0	34.5	22.8	20.8	18.7	17.4	14.8	14.1	12.9	10.0
05:00 - 05:15	22.7	39.3	20.0	33.9	21.7	19.7	17.6	16.7	14.9	14.4	12.3	10.0
05:15 - 05:30	29.9	46.5	22.0	38.6	37.0	34.6	28.4	19.5	16.0	14.9	12.7	10.1
05:30 - 05:45	31.0	45.7	24.0	44.4	36.3	31.2	28.2	25.8	21.8	17.3	13.8	10.3
05:45 - 06:00	34.5	52.8	26.0	43.3	35.1	34.3	32.3	28.7	26.9	20.7	15.8	11.0
06:00 - 06:15	36.2	54.7	29.0	41.9	33.0	31.8	33.4	31.8	29.1	21.8	16.2	11.1
06:15 - 06:30	37.5	51.2	32.0	46.5	42.0	35.7	34.1	33.1	29.6	21.0	16.3	11.1
06:30 - 06:45	36.4	50.0	33.0	46.0	37.9	34.0	33.1	32.2	28.7	22.0	17.5	11.6
06:45 - 07:00	38.5	53.7	34.0	44.8	41.1	34.9	33.5	32.9	29.8	31.1	27.9	12.6

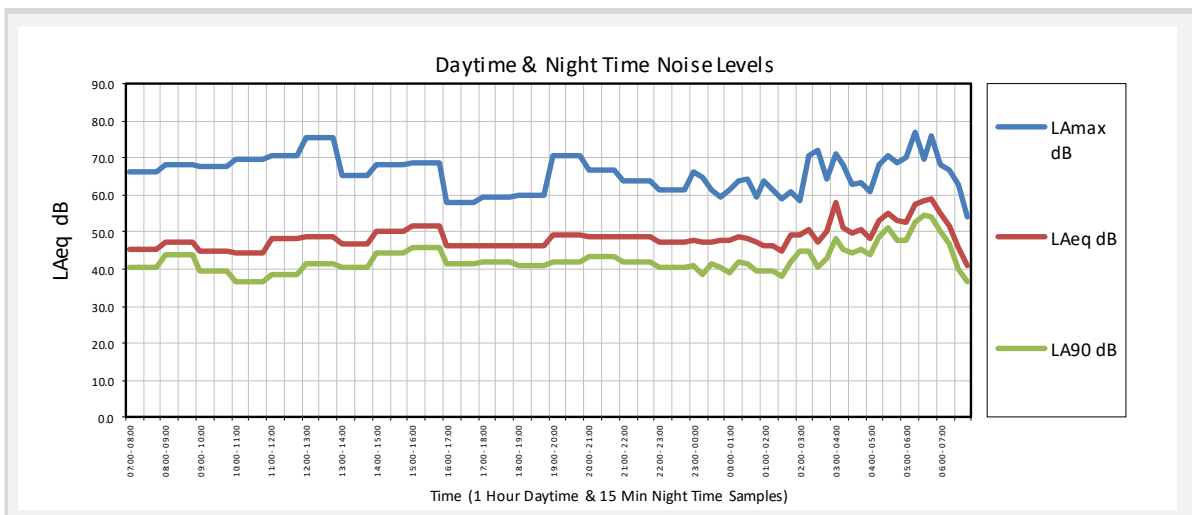


11.10 18th – 19th October 2024

NOISE LEVEL SUMMARY ASSESSMENT				Octave Band Centre Frequency (Hz)								
Date / Time	LAeq	LAmx	LA90	63	125	250	500	1.0k	2.0k	4.0k	8.0k	16.0k
DAYTIME 07:00 - 23:00 <small>LAeq 16 HOUR & Corr responding LAmx 16 HOUR</small>	47.8	75.3	41.0	57.3	50.3	45.2	43.2	41.2	40.9	39.2	35.4	26.1
NIGHT TIME 23:00 - 07:00 <small>LAeq 8 HOUR & Corr responding LAmx 8 HOUR</small>	52.3	76.8	41.0	59.9	49.6	45.2	45.0	44.8	46.4	46.0	40.1	32.4

DAYTIME NOISE LEVELS 07:00 - 23:00 1 HOUR SAMPLES				Octave Band Centre Frequency (Hz)								
Date / Time	LAeq	LAmx	LA90	63	125	250	500	1.0 k	2.0 k	4.0 k	8.0 k	16.0 k
07:00 - 08:00	45.5	66.1	41.0	53.3	47.8	44.8	41.7	39.4	36.6	36.4	34.4	16.4
08:00 - 09:00	47.2	67.9	44.0	53.2	48.8	44.9	42.7	42.0	39.2	36.1	37.4	17.3
09:00 - 10:00	45.0	67.8	40.0	51.8	47.7	43.2	40.8	38.0	35.6	37.0	36.8	17.5
10:00 - 11:00	44.3	69.7	36.0	50.4	45.3	42.1	39.5	36.1	35.8	37.7	36.1	17.3
11:00 - 12:00	48.1	70.6	38.0	54.0	54.7	47.2	44.2	40.8	42.0	36.5	30.9	18.4
12:00 - 13:00	48.8	75.3	41.0	55.2	55.6	48.1	44.5	41.4	42.6	37.3	30.8	19.8
13:00 - 14:00	46.7	65.4	41.0	55.2	47.7	44.7	42.9	40.4	39.5	37.4	33.0	25.5
14:00 - 15:00	50.0	68.1	45.0	59.7	51.1	47.5	45.8	43.6	42.9	40.9	36.5	29.0
15:00 - 16:00	51.4	68.8	46.0	60.8	51.8	48.5	47.2	45.1	44.6	42.1	37.7	30.3
16:00 - 17:00	46.2	58.0	41.0	55.6	47.3	43.2	41.6	40.2	38.9	37.4	33.9	26.2
17:00 - 18:00	46.3	59.4	42.0	54.6	47.0	43.9	41.6	40.0	39.3	37.9	34.0	26.4
18:00 - 19:00	46.2	60.0	41.0	55.3	46.7	42.0	40.6	39.6	39.6	38.5	34.2	26.3
19:00 - 20:00	49.1	70.5	42.0	61.9	50.6	43.9	42.8	41.9	42.5	42.0	37.6	29.9
20:00 - 21:00	48.8	66.4	43.0	56.7	47.8	43.2	42.4	41.8	42.5	41.9	36.6	28.9
21:00 - 22:00	48.5	63.9	42.0	60.3	49.8	44.7	43.4	41.8	41.8	40.7	35.4	27.0
22:00 - 23:00	47.0	61.2	40.0	59.3	49.0	44.1	42.4	40.0	39.9	38.9	34.0	25.6

NIGHT TIME NOISE LEVELS 23:00 - 07:00 15 MINUTE SAMPLES				Octave Band Centre Frequency (Hz)								
Date / Time	LAeq	LAmx	LA90	63	125	250	500	1.0 k	2.0 k	4.0 k	8.0 k	16.0 k
23:00 - 23:15	47.6	66.2	41.0	58.7	49.6	43.9	42.5	40.6	40.7	39.8	35.1	27.0
23:15 - 23:30	47.3	64.5	39.0	60.8	49.9	44.1	42.5	40.2	40.2	39.5	34.9	26.9
23:30 - 23:45	47.4	61.2	41.0	57.5	48.0	43.2	42.2	40.4	40.6	40.0	35.4	27.3
23:45 - 00:00	47.9	59.6	41.0	58.5	48.8	43.9	42.8	40.9	41.0	40.3	35.7	27.8
00:00 - 00:15	47.8	61.4	39.0	58.7	48.9	43.7	42.5	40.7	41.0	40.3	35.9	27.9
00:15 - 00:30	48.8	63.8	42.0	60.8	50.5	45.2	43.8	41.8	41.9	41.0	36.6	28.6
00:30 - 00:45	48.2	64.0	41.0	61.5	50.9	44.8	42.8	40.9	41.1	40.6	36.2	28.3
00:45 - 01:00	47.3	59.3	40.0	56.9	47.9	43.1	42.0	40.2	40.5	39.9	35.5	27.6
01:00 - 01:15	46.5	63.7	40.0	57.3	47.9	43.1	41.4	39.2	39.5	39.0	34.6	26.7
01:15 - 01:30	46.1	61.1	39.0	58.3	47.8	42.3	40.7	38.6	39.1	38.7	34.4	26.5
01:30 - 01:45	44.9	59.0	38.0	56.2	46.1	40.9	39.9	37.7	38.0	37.3	32.9	24.9
01:45 - 02:00	49.2	60.8	42.0	58.8	48.7	43.4	42.3	41.3	43.0	42.7	37.7	29.6
02:00 - 02:15	49.4	58.2	45.0	54.6	46.0	42.1	41.7	41.4	43.6	43.3	37.9	29.7
02:15 - 02:30	50.4	70.7	45.0	59.3	49.4	45.3	44.4	42.8	44.0	43.6	38.4	30.3
02:30 - 02:45	47.3	72.2	41.0	58.6	47.5	42.6	41.9	40.2	40.8	40.0	34.5	26.6
02:45 - 03:00	50.1	64.0	43.0	61.4	50.5	44.4	43.2	42.3	43.9	43.6	38.0	29.6
03:00 - 03:15	58.0	70.8	48.0	60.7	50.4	47.4	48.9	50.2	52.4	52.1	46.0	38.8
03:15 - 03:30	51.0	68.1	45.0	61.8	50.9	45.4	44.7	43.8	44.6	44.2	38.5	30.3
03:30 - 03:45	49.5	62.7	44.0	59.7	49.1	43.9	43.2	42.3	43.2	42.7	37.1	28.7
03:45 - 04:00	50.6	63.3	45.0	60.6	50.5	46.1	44.8	43.4	44.2	43.6	38.2	29.8
04:00 - 04:15	48.0	61.0	44.0	51.9	44.3	41.3	41.1	40.6	42.0	41.7	35.9	27.7
04:15 - 04:30	53.2	68.0	49.0	61.5	51.4	46.8	46.3	45.7	47.0	46.7	41.0	33.0
04:30 - 04:45	55.0	70.7	51.0	64.7	53.4	47.7	47.3	47.3	49.0	48.7	42.8	34.8
04:45 - 05:00	53.2	68.4	48.0	62.6	51.6	46.2	45.8	45.6	47.2	46.7	40.7	32.8
05:00 - 05:15	52.6	70.2	48.0	60.9	49.7	45.3	45.6	45.3	46.5	46.1	40.2	32.3
05:15 - 05:30	57.2	76.8	53.0	62.0	51.5	48.4	49.2	49.5	51.5	51.2	45.0	37.6
05:30 - 05:45	58.5	69.7	55.0	63.2	52.4	48.8	49.8	50.8	52.9	52.6	46.3	38.7
05:45 - 06:00	58.8	75.9	54.0	60.8	51.4	49.7	50.7	51.2	53.2	52.8	46.5	39.2
06:00 - 06:15	54.8	68.3	50.0	58.6	49.7	46.6	47.0	47.3	48.9	48.6	42.5	34.7
06:15 - 06:30	51.6	66.7	47.0	55.1	46.5	43.7	44.2	44.3	45.7	45.3	39.1	31.4
06:30 - 06:45	45.8	62.7	40.0	51.3	47.2	44.4	41.2	38.7	38.8	38.1	32.1	24.4
06:45 - 07:00	41.1	54.2	37.0	44.9	43.6	40.8	36.6	33.5	33.9	33.3	27.1	18.7

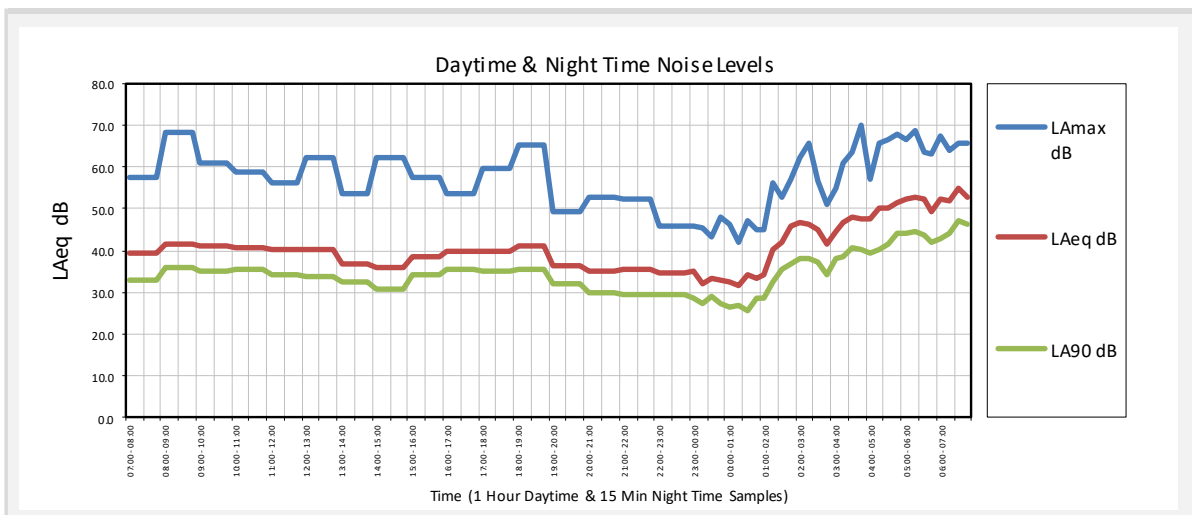


11.11 19th – 20th October 2024

NOISE LEVEL SUMMARY ASSESSMENT				Octave Band Centre Frequency (Hz)								
Date / Time	LAeq	LAmaz	LA90	63	125	250	500	1.0k	2.0k	4.0k	8.0k	16.0k
DAYTIME 07:00 - 23:00 <small>LAeq 16 HOUR & Cor r esponding LAmaz 16 HOUR</small>	39.1	68.5	36.0	44.9	42.6	38.2	35.0	32.5	31.6	29.8	27.4	15.0
NIGHT TIME 23:00 - 07:00 <small>LAeq 8 HOUR & Cor r esponding LAmaz 8 HOUR</small>	48.5	70.1	44.0	60.6	49.5	43.9	42.6	40.8	41.8	41.3	37.4	30.0

DAYTIME NOISE LEVELS 07:00 - 23:00 1 HOUR SAMPLES				Octave Band Centre Frequency (Hz)								
Date / Time	LAeq	LAmaz	LA90	63	125	250	500	1.0 k	2.0 k	4.0 k	8.0 k	16.0 k
07:00 - 08:00	39.2	57.5	33.0	45.1	44.9	40.2	34.0	29.3	28.9	31.0	33.2	17.0
08:00 - 09:00	41.4	68.5	36.0	46.0	43.5	39.0	35.1	34.3	36.1	32.8	27.2	14.1
09:00 - 10:00	41.3	61.0	35.0	49.4	49.2	41.2	37.3	34.3	33.7	29.8	28.9	13.4
10:00 - 11:00	40.8	58.7	36.0	46.5	42.5	40.4	38.3	33.5	32.4	31.1	30.0	16.8
11:00 - 12:00	40.1	56.1	34.0	44.6	42.6	40.1	38.9	32.3	31.3	29.5	26.1	15.6
12:00 - 13:00	40.1	62.3	34.0	44.4	41.5	40.9	35.6	32.7	33.6	30.2	25.8	16.5
13:00 - 14:00	36.7	53.7	33.0	43.3	44.5	36.7	33.2	29.8	27.8	26.7	22.8	13.3
14:00 - 15:00	36.2	62.3	31.0	44.1	39.6	36.2	31.8	28.7	27.7	28.8	22.8	14.4
15:00 - 16:00	38.5	57.5	34.0	45.3	41.5	38.0	34.6	31.7	29.6	27.9	30.9	16.9
16:00 - 17:00	39.8	53.5	36.0	46.5	41.2	39.1	35.9	33.6	32.1	30.0	28.7	18.7
17:00 - 18:00	39.8	59.8	35.0	44.0	41.1	37.2	34.8	33.4	30.8	33.8	27.7	14.1
18:00 - 19:00	41.2	65.4	35.0	44.7	39.2	36.0	34.1	34.6	35.5	33.9	28.1	13.3
19:00 - 20:00	36.4	49.4	32.0	41.6	38.2	33.5	32.5	32.9	28.6	18.6	31.1	11.0
20:00 - 21:00	35.1	52.6	30.0	39.8	33.4	31.7	31.6	31.6	27.4	15.8	13.4	10.3
21:00 - 22:00	35.4	52.4	29.0	41.5	37.7	33.5	31.8	31.2	27.4	21.5	16.2	11.7
22:00 - 23:00	34.6	45.9	29.0	41.6	37.6	33.9	31.0	30.0	26.3	21.4	17.9	12.6

NIGHT TIME NOISE LEVELS 23:00 - 07:00 15 MINUTE SAMPLES				Octave Band Centre Frequency (Hz)								
Date / Time	LAeq	LAmaz	LA90	63	125	250	500	1.0 k	2.0 k	4.0 k	8.0 k	16.0 k
23:00 - 23:15	35.0	45.7	29.0	41.5	38.9	35.6	32.0	30.0	26.3	21.3	17.6	12.3
23:15 - 23:30	32.0	45.4	27.0	35.7	29.3	28.8	27.6	28.0	24.1	21.0	17.5	12.3
23:30 - 23:45	33.4	43.1	29.0	38.7	29.9	29.2	29.0	29.1	26.0	22.9	19.2	13.2
23:45 - 00:00	33.1	48.1	27.0	39.1	33.6	32.7	29.5	27.5	25.2	23.0	19.4	13.5
00:00 - 00:15	32.7	46.1	27.0	36.8	28.4	28.4	28.8	27.8	25.5	22.5	18.8	12.9
00:15 - 00:30	31.5	42.2	27.0	35.0	27.5	27.8	26.4	27.0	24.2	21.8	18.3	12.7
00:30 - 00:45	34.1	47.1	26.0	40.7	31.6	29.6	29.8	29.4	27.2	23.7	19.7	13.5
00:45 - 01:00	33.5	45.1	29.0	41.1	31.6	29.2	28.3	26.5	26.7	26.2	22.5	15.7
01:00 - 01:15	34.1	44.9	29.0	41.0	32.2	29.8	28.4	26.8	27.4	27.2	23.5	16.5
01:15 - 01:30	40.1	56.2	32.0	50.1	39.0	34.7	33.8	32.0	33.4	33.7	30.1	22.6
01:30 - 01:45	41.9	52.9	36.0	51.2	41.2	36.6	35.8	33.9	35.2	35.5	31.9	24.4
01:45 - 02:00	45.8	57.1	37.0	55.5	45.1	40.2	39.6	38.1	39.1	39.1	35.5	28.0
02:00 - 02:15	46.6	62.1	38.0	60.0	48.4	41.6	40.5	38.9	39.7	39.6	36.0	28.6
02:15 - 02:30	46.4	65.7	38.0	61.8	48.5	41.5	40.3	38.7	39.4	39.2	35.6	28.2
02:30 - 02:45	44.9	56.5	37.0	52.3	43.1	39.4	38.9	37.2	38.3	38.3	34.7	27.2
02:45 - 03:00	41.5	51.2	34.0	47.6	39.1	36.2	35.5	33.4	35.0	35.0	31.0	23.4
03:00 - 03:15	44.6	54.9	38.0	49.6	41.7	39.0	38.6	36.7	38.2	38.1	34.1	26.2
03:15 - 03:30	46.9	61.0	38.0	55.2	45.6	41.4	40.8	39.0	40.6	40.3	36.3	28.5
03:30 - 03:45	48.0	63.6	41.0	58.2	47.8	42.6	41.8	40.1	41.6	41.2	37.2	29.6
03:45 - 04:00	47.8	70.1	40.0	60.6	50.3	43.1	41.8	39.9	41.1	40.7	36.7	29.2
04:00 - 04:15	47.5	57.3	40.0	55.3	45.5	41.6	41.0	39.6	41.3	41.0	36.8	29.0
04:15 - 04:30	50.1	65.8	40.0	63.4	51.8	45.5	44.0	42.3	43.4	43.0	39.2	31.8
04:30 - 04:45	50.1	66.7	42.0	62.9	51.5	45.1	43.9	42.4	43.4	43.0	39.1	31.6
04:45 - 05:00	51.5	68.0	44.0	66.0	54.6	46.8	45.5	43.8	44.6	44.1	40.3	32.9
05:00 - 05:15	52.3	66.7	44.0	66.5	54.8	47.6	46.1	44.7	45.5	44.9	41.2	33.9
05:15 - 05:30	52.7	68.6	44.0	64.1	52.9	47.5	46.7	45.3	46.1	45.5	41.8	34.5
05:30 - 05:45	52.3	63.7	44.0	62.9	52.6	48.1	46.6	44.7	45.7	45.1	41.3	33.9
05:45 - 06:00	49.4	63.1	42.0	62.6	51.0	45.2	43.8	41.9	42.6	42.1	38.3	30.9
06:00 - 06:15	52.2	67.3	43.0	64.0	53.1	48.5	47.1	44.5	45.3	44.8	41.1	33.8
06:15 - 06:30	52.0	63.8	44.0	64.6	53.7	47.9	46.2	44.4	45.2	44.6	40.8	33.4
06:30 - 06:45	54.8	65.9	47.0	66.6	56.1	50.5	48.8	47.1	48.1	47.7	43.7	36.2
06:45 - 07:00	52.7	65.7	46.0	62.3	52.0	47.8	46.8	45.3	46.3	45.7	41.0	32.9

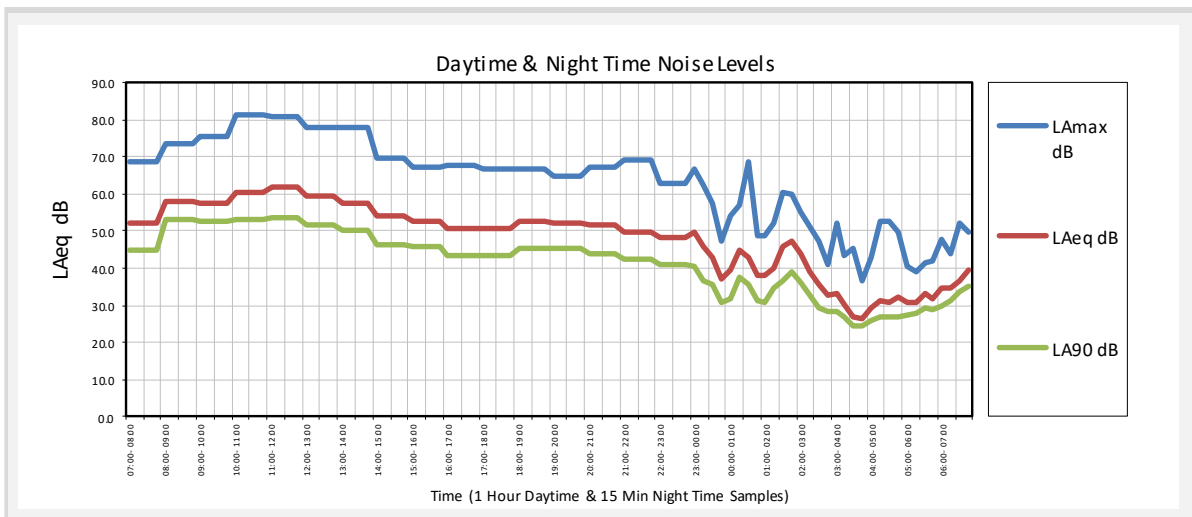


11.12 20th – 21st October 2024

NOISE LEVEL SUMMARY ASSESSMENT				Octave Band Centre Frequency (Hz)								
Date / Time	LAeq	LAmaz	LA90	63	125	250	500	1.0k	2.0k	4.0k	8.0k	16.0k
DAYTIME 07:00 - 23:00 <small>LAeq 16 HOUR & Cor r esponding LAmaz 16 HOUR</small>	56.1	81.4	45.0	69.2	59.4	52.5	50.7	49.1	49.4	48.2	42.9	34.8
NIGHT TIME 23:00 - 07:00 <small>LAeq 8 HOUR & Cor r esponding LAmaz 8 HOUR</small>	40.9	68.8	27.0	52.8	43.3	38.0	35.9	34.1	33.9	33.0	28.7	20.9

DAYTIME NOISE LEVELS 07:00 - 23:00 1 HOUR SAMPLES				Octave Band Centre Frequency (Hz)								
Date / Time	LAeq	LAmaz	LA90	63	125	250	500	1.0 k	2.0 k	4.0 k	8.0 k	16.0 k
07:00 - 08:00	52.3	68.4	45.0	61.7	52.7	48.6	47.0	45.0	46.0	44.5	40.0	31.4
08:00 - 09:00	57.9	73.3	53.0	65.6	55.8	50.9	50.5	50.1	51.9	51.6	45.8	38.2
09:00 - 10:00	57.6	75.2	53.0	66.8	57.4	51.7	50.8	50.1	51.4	50.9	44.5	36.5
10:00 - 11:00	60.2	81.4	53.0	73.9	65.0	57.1	54.9	53.1	53.3	51.8	46.4	38.0
11:00 - 12:00	61.7	80.6	54.0	75.8	65.7	58.4	56.8	54.6	54.5	53.3	48.2	40.1
12:00 - 13:00	59.2	77.9	51.0	73.7	63.8	56.2	53.7	52.2	52.3	50.7	45.0	36.9
13:00 - 14:00	57.6	78.0	50.0	70.7	60.9	54.5	52.6	51.0	50.7	48.9	43.3	34.9
14:00 - 15:00	54.2	69.7	46.0	68.1	57.7	51.1	49.1	47.5	47.2	45.7	40.9	32.8
15:00 - 16:00	52.4	67.0	46.0	65.9	55.3	49.2	47.2	45.7	45.4	44.1	39.6	31.7
16:00 - 17:00	50.5	67.8	44.0	64.0	53.8	47.5	45.3	43.9	43.4	42.0	37.6	29.8
17:00 - 18:00	50.6	66.5	43.0	63.1	53.0	47.2	45.5	44.0	43.6	42.2	37.8	29.9
18:00 - 19:00	52.8	66.6	45.0	65.5	55.2	49.1	47.5	46.0	45.9	44.6	40.3	32.7
19:00 - 20:00	52.0	64.7	45.0	64.1	53.8	48.1	46.7	45.2	45.1	43.9	39.7	32.0
20:00 - 21:00	51.8	67.1	44.0	65.3	54.1	47.9	46.4	45.0	44.9	43.6	39.3	31.6
21:00 - 22:00	49.7	69.3	42.0	62.2	52.8	45.8	44.5	43.0	42.8	41.6	37.3	29.4
22:00 - 23:00	48.2	62.8	41.0	59.7	49.9	44.5	43.1	41.5	41.3	40.3	36.0	28.1

NIGHT TIME NOISE LEVELS 23:00 - 07:00 15 MINUTE SAMPLES				Octave Band Centre Frequency (Hz)								
Date / Time	LAeq	LAmaz	LA90	63	125	250	500	1.0 k	2.0 k	4.0 k	8.0 k	16.0 k
23:00 - 23:15	49.7	66.5	40.0	64.0	53.2	46.2	44.3	42.7	42.7	41.6	37.3	29.3
23:15 - 23:30	45.7	62.1	37.0	58.5	47.1	41.7	40.5	38.9	38.9	37.8	33.4	25.1
23:30 - 23:45	43.0	57.2	36.0	54.8	45.0	39.4	37.9	36.0	36.0	35.3	31.0	22.8
23:45 - 00:00	37.0	47.0	31.0	44.2	36.5	34.2	32.2	29.8	30.0	29.5	25.2	17.4
00:00 - 00:15	39.6	53.8	32.0	50.7	40.8	36.3	34.9	32.6	32.6	31.9	27.8	20.2
00:15 - 00:30	45.0	57.1	38.0	54.7	45.4	40.7	39.9	38.2	38.2	37.5	33.2	25.2
00:30 - 00:45	42.7	68.8	36.0	54.3	43.7	38.7	37.2	35.4	35.6	35.7	31.0	22.8
00:45 - 01:00	38.1	48.5	31.0	45.4	37.9	35.0	33.2	30.8	31.2	30.8	26.6	19.0
01:00 - 01:15	37.8	48.6	31.0	46.4	37.7	34.7	33.0	30.3	30.9	30.5	26.4	18.7
01:15 - 01:30	39.8	52.3	35.0	49.6	40.3	36.3	34.7	32.4	32.8	32.5	28.4	20.6
01:30 - 01:45	45.7	60.2	36.0	57.8	47.2	41.7	40.5	38.7	38.7	38.0	34.0	26.3
01:45 - 02:00	47.1	59.7	39.0	56.6	47.4	42.9	41.9	40.3	40.4	39.5	35.2	27.4
02:00 - 02:15	43.9	54.9	36.0	53.8	44.2	39.7	38.7	36.9	37.1	36.4	32.2	24.3
02:15 - 02:30	38.9	51.3	33.0	46.6	38.5	35.4	34.1	31.8	32.1	31.5	27.2	19.3
02:30 - 02:45	35.8	47.3	29.0	42.7	35.5	33.0	31.0	28.3	28.9	28.6	24.1	16.2
02:45 - 03:00	32.8	41.0	28.0	40.2	33.5	31.3	28.4	24.8	25.7	25.3	20.9	13.7
03:00 - 03:15	33.2	52.2	28.0	41.7	35.1	31.8	28.6	25.2	26.0	25.8	21.6	14.5
03:15 - 03:30	30.3	43.3	27.0	36.2	32.6	30.7	26.6	21.9	22.5	22.1	18.0	12.1
03:30 - 03:45	26.8	45.5	24.0	33.6	31.2	29.0	24.5	19.2	17.6	14.6	12.4	10.1
03:45 - 04:00	26.3	36.5	24.0	33.7	30.7	30.4	25.0	17.3	12.3	11.2	11.2	9.9
04:00 - 04:15	29.3	42.8	26.0	36.4	31.1	29.3	25.9	23.3	21.3	19.2	15.4	10.9
04:15 - 04:30	31.2	52.4	27.0	37.8	33.4	30.5	26.5	23.6	24.0	23.5	19.0	12.3
04:30 - 04:45	30.5	52.6	27.0	38.6	31.7	29.1	26.0	23.4	23.1	22.5	18.0	12.1
04:45 - 05:00	32.3	49.8	27.0	37.6	37.9	35.3	28.4	24.2	23.3	22.2	17.7	11.5
05:00 - 05:15	30.7	40.6	27.0	38.2	31.8	29.3	26.5	24.7	22.8	21.9	17.6	11.8
05:15 - 05:30	30.7	39.1	28.0	36.5	31.2	29.1	27.2	26.0	22.7	18.7	15.0	10.7
05:30 - 05:45	33.1	41.6	29.0	43.2	35.7	32.5	30.0	28.9	24.7	13.2	11.3	9.9
05:45 - 06:00	31.5	41.9	29.0	39.6	34.5	31.5	28.9	27.5	21.5	11.8	11.1	9.9
06:00 - 06:15	34.7	47.9	30.0	51.5	43.3	35.9	30.8	28.9	22.9	11.6	11.1	9.8
06:15 - 06:30	34.6	43.7	31.0	41.7	39.6	35.5	31.7	30.4	24.8	12.8	11.2	9.8
06:30 - 06:45	36.6	52.0	34.0	43.7	41.2	38.2	33.2	31.6	27.7	20.1	11.7	9.9
06:45 - 07:00	39.7	49.6	35.0	48.2	48.7	43.4	36.0	33.6	28.1	13.3	11.5	9.9

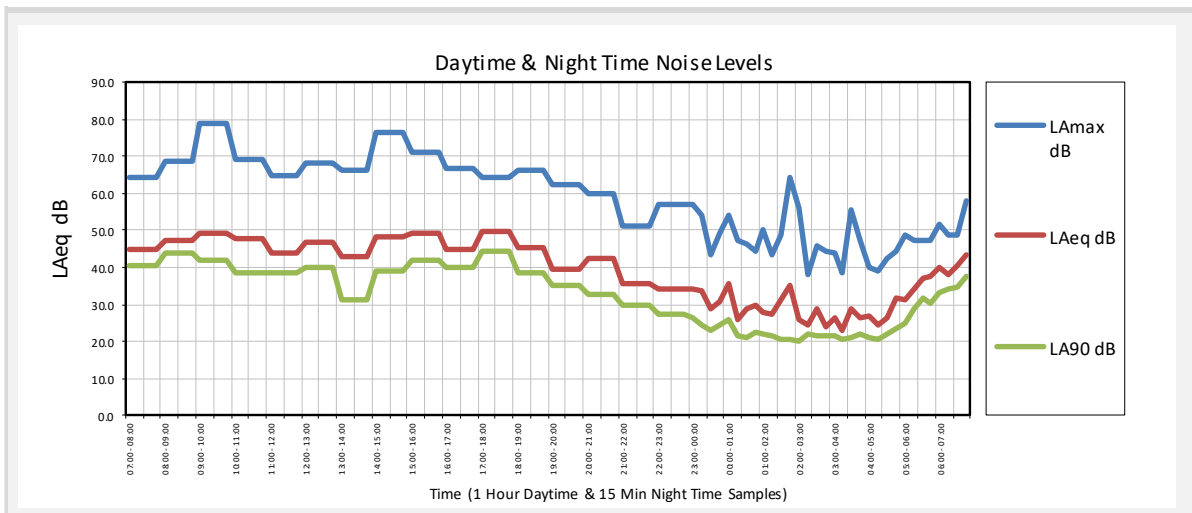


11.13 21st – 22nd October 2024

NOISE LEVEL SUMMARY ASSESSMENT				Octave Band Centre Frequency (Hz)								
Date / Time	LAeq	LAmx	LA90	63	125	250	500	1.0k	2.0k	4.0k	8.0k	16.0k
DAYTIME 07:00 - 23:00 <small>LAeq 16 HOUR & Cor r esponding LAmx 16 HOUR</small>	46.1	78.8	40.0	51.0	47.9	45.1	42.2	39.7	39.3	35.9	31.8	19.3
NIGHT TIME 23:00 - 07:00 <small>LAeq 8 HOUR & Cor r esponding LAmx 8 HOUR</small>	34.4	64.4	21.0	41.0	37.4	34.2	31.8	29.4	26.2	17.3	15.7	10.3

DAYTIME NOISE LEVELS 07:00 - 23:00 1 HOUR SAMPLES				Octave Band Centre Frequency (Hz)								
Date / Time	LAeq	LAmx	LA90	63	125	250	500	1.0 k	2.0 k	4.0 k	8.0 k	16.0 k
07:00 - 08:00	44.7	64.2	40.0	49.3	46.4	42.4	38.9	39.0	38.5	34.6	33.2	14.2
08:00 - 09:00	47.5	68.7	44.0	53.3	50.0	47.3	44.0	41.8	40.1	35.0	33.1	14.4
09:00 - 10:00	49.2	78.8	42.0	52.6	48.8	45.3	43.1	42.8	43.8	40.2	35.2	20.3
10:00 - 11:00	47.6	69.2	38.0	51.1	49.2	46.9	44.4	41.2	38.7	37.9	37.3	18.2
11:00 - 12:00	44.0	64.5	38.0	51.8	46.3	43.7	40.4	37.4	36.7	33.2	31.1	13.4
12:00 - 13:00	46.7	68.2	40.0	53.8	49.6	45.5	42.3	40.4	41.0	34.8	29.7	12.1
13:00 - 14:00	42.8	65.9	31.0	50.1	48.7	43.0	38.2	35.1	36.6	31.7	28.5	12.4
14:00 - 15:00	48.1	76.1	39.0	54.0	50.1	47.8	47.3	40.8	39.7	35.5	25.7	11.7
15:00 - 16:00	49.2	70.8	42.0	54.7	51.9	50.0	45.7	42.3	42.7	37.1	29.6	16.6
16:00 - 17:00	44.8	66.6	40.0	49.1	47.2	43.9	39.8	38.4	38.5	34.7	29.2	19.9
17:00 - 18:00	49.5	64.3	44.0	47.3	44.9	41.5	41.6	42.7	43.8	42.8	37.1	29.2
18:00 - 19:00	45.3	66.1	39.0	48.8	47.2	45.8	42.9	40.2	36.3	31.4	29.2	15.9
19:00 - 20:00	39.7	62.1	35.0	44.8	42.5	38.7	34.6	35.0	33.2	26.6	16.3	12.7
20:00 - 21:00	42.4	60.0	33.0	49.7	47.6	46.2	41.2	34.7	29.5	20.6	15.0	11.0
21:00 - 22:00	35.5	51.3	30.0	43.8	36.9	33.0	31.9	31.5	27.7	20.0	14.6	10.8
22:00 - 23:00	34.0	56.8	27.0	40.9	37.1	32.9	30.2	30.2	25.5	17.4	13.7	11.4

NIGHT TIME NOISE LEVELS 23:00 - 07:00 15 MINUTE SAMPLES				Octave Band Centre Frequency (Hz)								
Date / Time	LAeq	LAmx	LA90	63	125	250	500	1.0 k	2.0 k	4.0 k	8.0 k	16.0 k
23:00 - 23:15	34.1	57.0	27.0	40.2	35.1	30.3	31.0	30.3	26.1	17.1	12.7	10.3
23:15 - 23:30	33.8	54.2	24.0	39.1	34.5	32.7	31.1	29.5	25.6	18.0	13.5	10.7
23:30 - 23:45	28.7	43.3	23.0	34.2	28.9	27.2	24.2	24.5	20.9	16.2	13.0	10.4
23:45 - 00:00	30.6	49.0	25.0	34.1	31.3	29.6	26.9	25.4	22.7	20.3	15.1	11.1
00:00 - 00:15	35.5	53.8	26.0	41.5	31.7	30.6	33.5	30.8	28.1	20.3	15.2	10.7
00:15 - 00:30	26.0	47.0	21.0	28.8	24.6	24.0	21.0	19.6	19.1	17.9	14.1	10.5
00:30 - 00:45	28.6	46.5	21.0	27.9	24.5	24.2	24.5	25.4	20.3	14.0	12.0	10.0
00:45 - 01:00	29.9	44.5	22.0	29.8	27.0	25.7	24.9	26.4	22.8	15.6	12.5	10.0
01:00 - 01:15	27.8	50.1	22.0	29.2	25.4	24.2	22.7	24.4	19.8	15.7	12.8	10.1
01:15 - 01:30	27.5	43.5	21.0	29.9	24.7	23.7	23.0	23.2	20.3	16.4	13.2	10.2
01:30 - 01:45	31.2	48.6	21.0	40.3	28.6	26.3	29.3	26.6	23.7	14.4	11.9	10.0
01:45 - 02:00	35.3	64.4	21.0	30.1	24.6	22.8	18.3	16.0	33.6	20.8	21.3	11.7
02:00 - 02:15	25.8	56.1	20.0	27.7	25.6	23.9	21.4	20.6	17.7	17.0	13.0	10.3
02:15 - 02:30	24.3	38.1	22.0	30.6	28.0	25.4	21.4	16.8	15.4	14.2	12.1	10.0
02:30 - 02:45	29.0	46.0	22.0	33.6	35.9	34.2	26.8	14.8	18.7	14.8	12.5	10.0
02:45 - 03:00	24.1	44.2	22.0	28.8	27.0	25.7	20.8	15.0	16.5	14.7	12.5	10.1
03:00 - 03:15	26.2	43.7	21.0	28.2	24.8	23.5	21.6	21.4	19.1	15.6	12.7	10.2
03:15 - 03:30	23.0	38.4	21.0	26.4	24.1	22.6	17.7	16.2	15.4	15.2	12.5	10.0
03:30 - 03:45	29.0	55.4	21.0	28.4	24.4	23.8	19.7	19.6	26.2	16.6	13.0	10.1
03:45 - 04:00	26.3	47.4	22.0	30.8	28.4	27.7	21.6	19.4	18.8	17.4	13.7	10.3
04:00 - 04:15	26.7	40.0	21.0	30.3	24.3	23.2	22.1	22.6	19.3	15.1	12.4	10.0
04:15 - 04:30	24.3	39.0	21.0	29.5	23.3	22.7	20.2	19.3	16.4	14.1	12.1	10.0
04:30 - 04:45	26.4	42.4	22.0	29.8	24.4	24.4	21.9	21.8	19.2	14.5	12.1	10.0
04:45 - 05:00	31.6	44.2	23.0	32.2	29.9	34.5	30.2	25.9	20.7	15.2	12.3	10.0
05:00 - 05:15	31.1	48.7	25.0	34.4	33.1	31.3	26.9	27.0	22.7	16.0	13.3	10.2
05:15 - 05:30	34.1	47.2	29.0	35.3	32.7	30.5	30.1	30.9	26.3	15.9	12.2	10.0
05:30 - 05:45	37.0	47.1	32.0	43.8	33.2	32.4	33.9	33.7	28.8	14.9	12.2	9.9
05:45 - 06:00	37.4	47.4	30.0	48.5	44.0	35.2	33.3	33.4	29.2	16.0	12.4	10.0
06:00 - 06:15	39.9	51.5	33.0	51.6	46.3	41.7	37.9	34.0	29.5	17.0	12.2	10.0
06:15 - 06:30	37.9	48.5	34.0	42.4	38.1	36.9	35.1	34.1	29.4	15.8	12.0	9.9
06:30 - 06:45	40.6	48.8	35.0	45.1	44.9	42.3	38.6	35.6	30.8	16.4	12.1	9.9
06:45 - 07:00	43.3	57.8	38.0	46.2	46.3	43.9	41.8	37.7	33.3	24.9	26.8	11.3

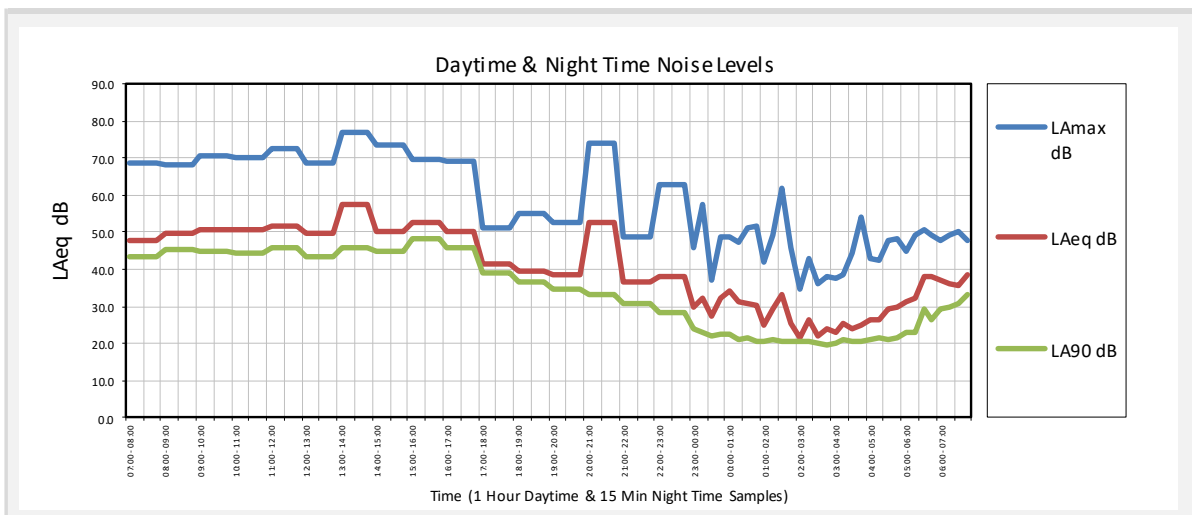


11.14 22nd – 23rd October 2024

NOISE LEVEL SUMMARY ASSESSMENT				Octave Band Centre Frequency (Hz)								
Date / Time	LAeq	LAmaz	LA90	63	125	250	500	1.0k	2.0k	4.0k	8.0k	16.0k
DAYTIME 07:00 - 23:00 <small>LAeq 16 HOUR & Cor r esponding LAmaz 16 HOUR</small>	50.5	76.6	45.0	54.3	48.8	47.0	46.4	44.5	44.2	41.0	34.5	28.2
NIGHT TIME 23:00 - 07:00 <small>LAeq 8 HOUR & Cor r esponding LAmaz 8 HOUR</small>	32.3	61.9	21.0	39.7	35.1	31.5	29.3	28.0	24.5	14.4	11.7	9.9

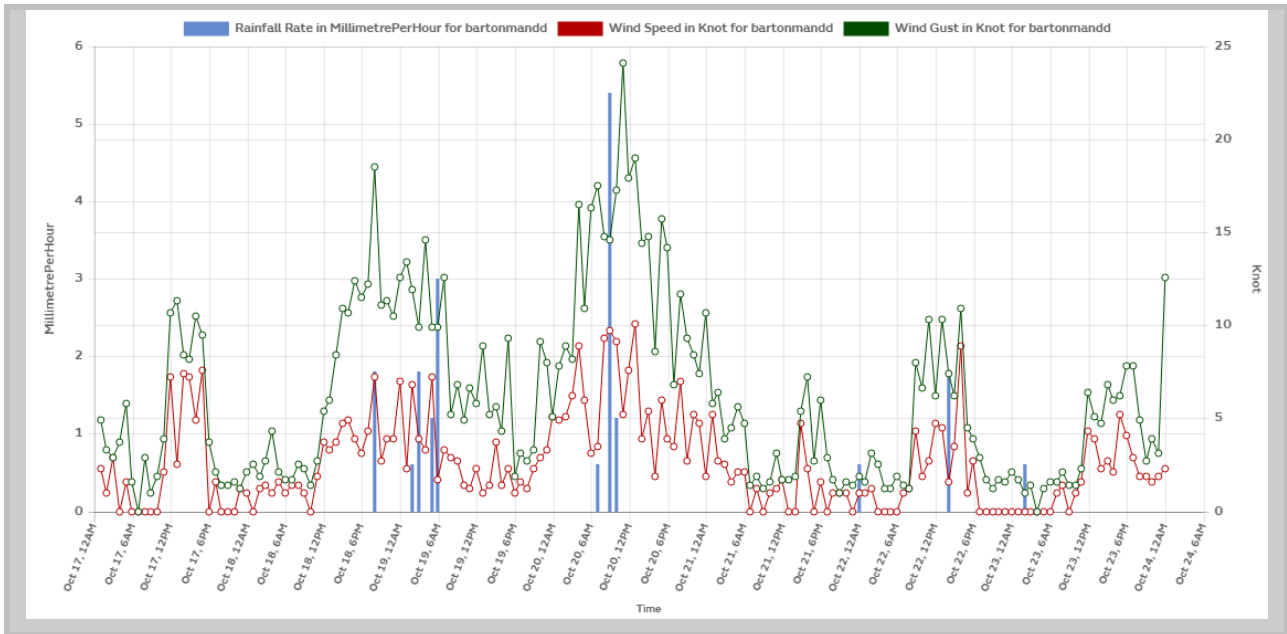
DAYTIME NOISE LEVELS 07:00 - 23:00 1 HOUR SAMPLES				Octave Band Centre Frequency (Hz)								
Date / Time	LAeq	LAmaz	LA90	63	125	250	500	1.0 k	2.0 k	4.0 k	8.0 k	16.0 k
07:00 - 08:00	47.8	68.4	43.0	53.0	46.6	44.5	42.8	42.8	41.3	36.2	34.6	14.9
08:00 - 09:00	49.5	68.0	45.0	56.7	49.5	46.6	45.4	44.5	42.5	38.4	34.9	15.1
09:00 - 10:00	50.4	70.4	45.0	51.9	47.4	46.4	47.2	45.3	44.0	37.8	30.2	18.2
10:00 - 11:00	50.5	70.2	44.0	53.3	48.4	46.7	46.7	45.1	44.4	38.9	31.0	21.9
11:00 - 12:00	51.8	72.7	46.0	56.1	51.2	49.3	48.2	46.7	45.4	38.9	29.4	17.5
12:00 - 13:00	49.8	68.6	43.0	58.5	50.0	47.5	45.6	43.8	43.5	39.3	32.5	23.7
13:00 - 14:00	57.5	76.6	46.0	54.6	48.1	48.5	49.2	50.2	51.9	51.2	44.8	39.8
14:00 - 15:00	50.3	73.4	45.0	57.4	52.6	47.0	45.9	44.4	44.3	39.5	30.6	22.0
15:00 - 16:00	52.6	69.4	48.0	57.5	51.5	50.2	49.8	47.0	45.7	39.8	31.6	23.0
16:00 - 17:00	50.3	69.2	46.0	52.9	50.9	48.8	48.1	44.7	43.1	36.0	26.7	16.2
17:00 - 18:00	41.3	51.2	39.0	48.4	45.3	40.4	37.5	36.9	33.4	27.2	23.4	13.7
18:00 - 19:00	39.6	55.1	36.0	45.7	41.4	38.0	35.2	34.8	30.9	29.7	28.2	13.6
19:00 - 20:00	38.5	52.7	35.0	44.7	38.3	36.6	35.5	34.6	30.7	19.2	14.0	13.1
20:00 - 21:00	52.7	73.7	33.0	56.5	51.8	52.1	51.6	45.9	45.4	35.0	18.5	10.1
21:00 - 22:00	36.4	48.9	31.0	41.1	35.0	33.7	33.0	32.7	29.0	16.1	12.3	10.2
22:00 - 23:00	37.9	62.6	28.0	40.9	35.3	34.1	32.0	31.0	29.3	33.1	16.2	10.0

NIGHT TIME NOISE LEVELS 23:00 - 07:00 15 MINUTE SAMPLES				Octave Band Centre Frequency (Hz)								
Date / Time	LAeq	LAmaz	LA90	63	125	250	500	1.0 k	2.0 k	4.0 k	8.0 k	16.0 k
23:00 - 23:15	29.9	45.8	24.0	39.8	28.1	27.2	26.5	26.1	22.2	13.2	11.4	9.9
23:15 - 23:30	32.1	57.5	23.0	40.2	32.7	32.8	30.6	27.0	22.3	13.2	11.3	9.9
23:30 - 23:45	27.1	37.1	22.0	31.4	29.7	27.2	24.2	22.5	18.3	12.0	11.2	9.9
23:45 - 00:00	32.2	48.5	23.0	39.2	28.0	28.7	30.1	27.6	24.5	18.0	11.4	9.9
00:00 - 00:15	34.1	48.8	23.0	43.5	33.6	29.4	31.9	29.3	26.8	17.5	11.5	9.9
00:15 - 00:30	31.1	47.1	21.0	37.0	33.0	33.4	29.5	25.3	21.3	13.0	11.4	9.9
00:30 - 00:45	30.5	51.0	22.0	27.5	25.0	25.6	25.6	27.5	23.1	13.7	11.6	9.9
00:45 - 01:00	30.4	51.7	20.0	35.9	31.0	28.7	29.8	24.3	21.9	13.6	11.5	9.9
01:00 - 01:15	24.9	41.7	21.0	32.5	24.6	23.5	20.7	20.0	17.6	12.3	11.4	9.9
01:15 - 01:30	29.5	49.0	21.0	30.3	27.1	27.3	24.9	26.0	22.2	13.5	11.3	9.9
01:30 - 01:45	33.4	61.9	21.0	42.4	27.8	27.9	33.2	28.8	24.5	14.5	11.4	9.9
01:45 - 02:00	25.2	45.9	20.0	29.9	23.6	22.9	21.1	20.5	18.3	13.0	11.6	9.9
02:00 - 02:15	21.6	34.6	20.0	25.9	22.9	23.8	18.2	14.2	12.1	12.1	11.4	9.9
02:15 - 02:30	26.6	42.9	21.0	28.1	25.4	23.7	22.2	23.2	18.5	12.7	11.5	9.9
02:30 - 02:45	21.8	36.2	20.0	26.4	24.1	22.2	19.0	14.2	12.8	12.2	11.9	9.9
02:45 - 03:00	23.8	38.1	20.0	28.9	26.7	22.6	19.4	18.8	16.2	12.3	11.4	9.9
03:00 - 03:15	23.0	37.5	20.0	26.9	22.9	23.4	20.0	16.4	14.7	12.5	11.5	9.9
03:15 - 03:30	25.2	38.4	21.0	27.9	24.8	25.8	23.0	19.5	16.2	12.9	11.4	9.9
03:30 - 03:45	24.1	44.5	21.0	26.8	23.7	23.2	21.0	18.7	15.8	12.9	11.5	9.9
03:45 - 04:00	24.7	54.1	21.0	29.6	24.0	25.6	21.6	19.2	15.8	13.0	11.7	9.9
04:00 - 04:15	26.5	42.8	21.0	29.8	24.5	24.7	22.2	22.2	19.3	13.0	11.5	9.9
04:15 - 04:30	26.5	42.6	21.0	28.4	23.9	24.1	22.4	22.8	18.6	12.7	11.5	9.9
04:30 - 04:45	29.5	47.9	21.0	38.8	34.3	29.6	29.1	22.6	19.7	13.9	11.8	9.9
04:45 - 05:00	29.8	48.0	22.0	28.9	24.5	25.6	24.6	25.8	24.2	13.3	11.6	9.9
05:00 - 05:15	31.2	44.7	23.0	31.9	26.5	26.6	25.8	28.1	24.6	13.5	11.6	9.9
05:15 - 05:30	32.1	49.1	23.0	32.4	32.1	28.5	26.8	29.0	24.8	13.6	11.7	9.9
05:30 - 05:45	37.9	50.4	29.0	46.2	35.5	33.5	35.1	34.4	30.3	15.5	11.6	9.9
05:45 - 06:00	38.1	49.4	27.0	42.3	36.7	37.7	35.1	33.9	30.0	17.0	12.3	10.0
06:00 - 06:15	37.1	47.9	29.0	45.6	40.8	35.6	33.5	32.8	30.0	17.5	11.9	9.9
06:15 - 06:30	35.9	49.3	30.0	46.6	41.7	32.6	31.3	31.6	29.3	16.1	12.5	9.9
06:30 - 06:45	35.7	50.3	31.0	42.3	37.1	33.3	32.7	31.6	28.3	16.0	11.8	9.9
06:45 - 07:00	38.5	47.9	33.0	46.1	46.4	41.9	34.2	32.9	28.4	17.1	13.5	10.0



12 APPENDIX C – WEATHER CONDITIONS

12.1 17th – 23rd October 2024



13 APPENDIX D – BS 4142:2019+A1:2019 INFORMATION

In accordance with BS 4142:2014:A1:2019, section 12, the following information is provided.

13.1 Professional Competence

Acoustic Consultant	Mr Brian Scrivener <small>MIOA</small>
Qualifications	Member of the Institute of Acoustics (MIOA)
Date Certified	June 2003
Time Operating as an active Noise Consultant	Permanently Since June 2003
Professional Position	Owner of Sound Advice Acoustics Ltd & Sound Advice Engineering Managing Director & Share Holder
Professional Status	Noise Consultant
Professional Statement	
<p>I have been active within the field of noise consultancy and noise control engineering since I joined the company in April 1997. Working my way through the company and gaining experience in this specialist field, I qualified as a noise consultant in June 2003 when I passed my Diploma in Noise Control & Engineering from Epsom College under the tutor of Dr Latha Vesudevan. Subsequently I was awarded the status of 'Member of the Institute of Acoustics (MIOA)'. Since then, I have taken over the company and continued to work and develop my professional competence within the field of acoustic consultancy, engineering and noise control.</p>	

13.2 Site Status

Site Attended By	Mr Brian Scrivener <small>MIOA</small>
Baseline Measurements Conducted by	Mr Brian Scrivener <small>MIOA</small>
Site Source Measurements Conducted By	Mr Brian Scrivener <small>MIOA</small>

13.3 Measurement Information – Location 1

Details & Justification	Measurement position 1 was located at the rear of the existing premises, representative of the Nearest Noise Sensitive Premises
Height from Ground	1.5m
Reflective Surfaces	None (Free Field)
Distance to NSP	2m
Distance to Source	2m
Topographical Change (m)	None
Ground between Source and Receiver	100% Hard surface from kitchen extract louvre to residential flats above
Windshield Information	Norsonic Outdoor Microphone Protection Kit Model No: 1212
Distance from Proposed Source to Receiver	2m
NSP* - Noise Sensitive Premises	

END OF REPORT