

ODOUR MANAGEMENT PLAN - EP3495VT/A001

Moss House, 77, Moss Lane, Macclesfield, Cheshire, SK11 7TT

Cheshire Demolition & Excavation Contractors Limited

Version:	1.3	Date:	13 June 2024		
Doc. Ref:	MOSS-2984-G	Author(s):	CP	Checked:	CDE
Client No:	2984	Job No:	001		



Oaktree Environmental Ltd
Waste, Planning & Environmental Consultants



Oaktree Environmental Ltd, Lime House, 2 Road Two, Winsford, Cheshire, CW7 3QZ
Tel: 01606 558833 | Fax: 01606 861183 | E-Mail: sales@oaktree-environmental.co.uk | Web: www.oaktree-environmental.co.uk
REGISTERED IN THE UK | COMPANY NO. 4850754

Document History:

Version	Issue date	Author	Checked	Description
1.0	08/05/2022	CP	--	Internal draft
1.1	25/05/2022	CP	--	Application copy
1.2	21/12/2023	CP	--	Updated for proposed operational changes
1.3	13/06/2024	CO	CDE	Updated following changes to site plan (only update is Appendix i)

CONTENTS

DOCUMENT HISTORY:	I
CONTENTS	II
LIST OF TABLES	IV
LIST OF APPENDICES:	V
1 INTRODUCTION	1
1.1 GENERAL	1
1.2 SITE LOCATION	1
1.3 WASTE FACILITY OVERVIEW.....	1
1.4 WASTE TYPES AND QUANTITIES.....	2
1.5 SITE MANAGEMENT	5
2 ODOUR RISK ASSESSMENT	6
2.1 METHODOLOGY	6
2.2 ODOUR INTENSITY	6
2.3 RECEPTOR SENSITIVITY.....	6
2.4 SENSITIVE RECEPTOR LOCATIONS	7
2.5 LIST OF RECEPTORS.....	7
2.6 RISK MATRIX	8
3 POTENTIAL SOURCES OF ODOUR	9
3.1 GENERAL WASTE - STORAGE PRIOR TO PROCESSING.....	9
3.2 GENERAL WASTE - RESIDUAL WASTES FOR LANDFILL	9
3.3 FOUL SURFACE WATER	9
3.4 GREEN WASTES	10
3.5 PROCESSING OF WASTE	10
3.6 BACKGROUND ODOUR SOURCES IN THE AREA	11
4 ODOUR CONTROL	12
4.1 PRE-ACCEPTANCE CHECKS.....	12
4.2 WASTE ACCEPTANCE PROCEDURE.....	12
4.3 SITE OPERATIONS	13
4.4 RECEIVING WASTES.....	13
4.5 STORAGE OF WASTES	14
4.6 LOADING AND TRANSPORT OF GENERAL WASTES.....	17
4.7 HOUSEKEEPING	17
4.8 SITE INFRASTRUCTURE	18
4.9 LIAISON WITH NEIGHBOURS.....	19
4.10 TRAINING	20
5 MONITORING	21
5.1 MONITORING ODOROUS RELEASES	21
5.2 OLFACTORY MONITORING	21
5.3 ODOUR MONITORING PROCEDURE	22
5.4 COMPLAINTS MONITORING/PROCEDURE	23
5.5 ODOUR DIARIES	23
6 CONTINGENCY PLANS	24
6.1 CONTINGENCIES AND EMERGENCY PLANS.....	24

6.2	CORRECTIVE ACTIONS FOR VARIOUS SITUATIONS	25
6.3	STAFF SHORTAGES/HUMAN ERROR	25
6.4	WEATHER CONDITIONS / EMERGENCY SITUATIONS	26
6.5	OPERATIONAL FAILURE.....	26
6.6	OMP MANAGEMENT.....	27

List of Tables

Table 1.1 – Accepted wastes with odour potential	2
Table 2.1 – Odour Intensity	6
Table 2.2 – Receptor sensitivity	6
Table 2.3 – Distances to Selected, Representative Sensitive Locations	7
Table 2.4 – Risk matrix	8
Table 3.1 - Other Odour Generating Operators.....	11
Table 4.1 - Waste storage table for stored odorous wastes.....	15
Table 4.2 - Waste storage / monitoring for odorous wastes on site	16

List of Appendices:

Appendix I - Drawings

Appendix II - Record Keeping Forms

Odour Complaints Report Form

Odour Diary

1 Introduction

1.1 General

1.1.1 Oaktree Environmental Ltd has been instructed by Cheshire Demolition & Excavation Contractors Limited to prepare an Odour Management Plan (“OMP”) for their waste transfer and treatment facility at Moss House, 77, Moss Lane, Macclesfield, Cheshire, SK11 7TT. The site is operated as a household, industrial & commercial (HIC) waste transfer station with treatment.

1.1.2 The site is operated in accordance with an Environmental Management System (EMS) and Fire Prevention Plan (FPP) along with other documents targeted to specific environmental considerations including this OMP.

1.1.3 This OMP will allow Cheshire Demolition & Excavation Contractors Limited to implement an action plan should the site operatives detect an odour presence, receive complaints from local business or residents and if the EA suspects odour emissions from the site during an inspection.

1.2 Site Location

1.2.1 The site is located on Land at Moss House, 77, Moss Lane, Macclesfield, Cheshire, SK11 7TT.

1.3 Waste Facility Overview

1.3.1 This OMP has been produced to accompany a variation to the permit to increase the permit boundary of the site and also to store more potentially odorous wastes on site.

1.4 Waste Types and Quantities

- 1.4.1 The waste types handled on site will be household, commercial and industrial wastes as defined in the Controlled Waste (England and Wales) Regulations 2012 and Section 75 of the Environmental Protection Act 1990.
- 1.4.2 The maximum amount of waste to be stored on site at any one time is shown on Drawing No. MOSS/2984/03 with residence times for each waste type.
- 1.4.3 If the maximum storage capacity is reached then no further waste will be accepted until waste can be removed from the site and taken to a suitably permitted or exempt site.
- 1.4.4 The site could also accept and store other common waste types with odorous potential which have not been listed in the table above. It is proposed if any of these wastes are discovered they would be stored in a segregated bay/container and removed from the site within 48 hours. Prior to hiring out a skip to the customer, the operator will request confirmation of the contents to be placed in the skip so in the event the below wastes are accepted, they can be stored and removed as detailed below. The table below details the EWC codes for all odorous wastes which could be accepted into the site and those highlighted in green are those which the site accepts daily.

Table 1.1 – Accepted wastes with odour potential

EUROPEAN WASTE CATALOGUE - COMMISSION DECISION 2000/532/EC	
CODE	WASTE TYPE
02	WASTES FROM AGRICULTURE, HORTICULTURE, AQUACULTURE, FORESTRY, HUNTING AND FISHING, FOOD PREPARATION AND PROCESSING
02 01	wastes from agriculture, horticulture, aquaculture, forestry, hunting and fishing
02 01 03	plant-tissue waste
02 02	wastes from the preparation and processing of meat, fish and other foods of animal origin
02 02 03	materials unsuitable for consumption or processing
02 03	wastes from fruit, vegetables, cereals, edible oils, cocoa, coffee, tea and tobacco preparation and processing; conserve production; yeast and yeast extract production, molasses preparation and fermentation
02 03 04	materials unsuitable for consumption or processing
02 04	wastes from sugar processing
02 04 01	soil from cleaning and washing beer
02 05	wastes from the dairy products industry

EUROPEAN WASTE CATALOGUE - COMMISSION DECISION 2000/532/EC	
CODE	WASTE TYPE
02 05 01	materials unsuitable for consumption or processing
02 06	wastes from the baking and confectionery industry
02 06 01	materials unsuitable for consumption or processing
02 06 02	wastes from preserving agents
02 07	wastes from the production of alcoholic and non-alcoholic beverages (except coffee, tea and cocoa)
02 07 01	wastes from the washing, cleaning and mechanical reduction of raw materials
02 07 02	wastes from sprits distillation
02 07 04	materials unsuitable for consumption or processing
07	WASTES FROM ORGANIC CHEMICAL PROCESSES
07 02	wastes from the MFSU of plastics, synthetic rubber and man-made fibres
07 02 13	waste plastic
10	WASTES FROM THERMAL PROCESSES
10 01	wastes from power stations and other combustion plants (except 19)
10 01 07	calcium-based reaction wastes from flue-gas desulphurisation in sludge form
10 02	wastes from the iron and steel industry
10 02 14	sludges and filter cakes from gas treatment other than those mentioned in 10 02 13
10 02 15	other sludges and filter cakes
10 03	wastes from aluminium thermal metallurgy
10 03 26	sludges and filter cakes from gas treatment other than those mentioned in 10 03 25
11	WASTES FROM CHEMICAL SURFACE TREATMENT AND COATING OF METALS AND OTHER MATERIALS; NON-FERROUS HYDRO-METALLURGY
11 01	wastes from chemical surface treatment and coating of metals and other materials (for example galvanic processes, zinc coating processes, pickling processes, etching, phosphating, alkaline degreasing, anodising)
11 01 10	sludges and filter cakes other than those mentioned in 11 01 09
11 01 14	degreasing wastes other than those mentioned in 11 01 13
15	WASTE PACKAGING; ABSORBENTS, WIPING CLOTHS, FILTER MATERIALS AND PROTECTIVE CLOTHING NOT OTHERWISE SPECIFIED
15 01	packaging (including separately collected municipal packaging waste)
15 01 01	paper and cardboard packaging
15 01 02	plastic packaging
15 01 06	mixed packaging
15 01 07	glass packaging
15 02	absorbents, filter materials, wiping cloths and protective clothing
15 02 03	absorbents, filter materials, wiping cloths, protective clothing other than those mentioned in 15 02 02
16	WASTES NOT OTHERWISE SPECIFIED ON THE LIST
16 03	off-specification batches and unused products
16 03 04	inorganic wastes other than those mentioned in 16 03 03
16 03 06	organic wastes other than those mentioned in 16 03 05
17	CONSTRUCTION AND DEMOLITION WASTES (INCLUDING EXCAVATED SOIL FROM CONTAMINATED SITES)
17 02	wood, glass and plastic
17 02 03	plastic
17 08	gypsum-based construction materials

EUROPEAN WASTE CATALOGUE - COMMISSION DECISION 2000/532/EC	
CODE	WASTE TYPE
17 08 02	gypsum-based construction materials other than those mentioned in 17 08 01
17 09	other construction and demolition wastes
17 09 04	mixed construction and demolition wastes other than those mentioned in 17 09 01, 17 09 02 and 17 09 03
19	WASTES FROM WASTE MANAGEMENT FACILITIES, OFF-SITE WASTE WATER TREATMENT PLANTS AND THE PREPARATION OF WATER INTENDED FOR HUMAN CONSUMPTION AND WATER FOR INDUSTRIAL USE
19 02	wastes from physico/chemical treatments of wastes (including dechromatation, decyanidation, neutralisation)
19 02 03	premixed wastes only of non-hazardous wastes
19 02 10	combustible wastes other than those mentioned in 19 02 08 and 19 02 09
19 04	vitriified waste and wastes from vitrification
19 04 01	vitriified waste
19 05	wastes from aerobic treatment of solid wastes
19 05 01	non-composted fraction of municipal and similar wastes
19 05 02	non-composted fraction of animal and vegetable waste
19 05 03	off-specification compost
19 12	wastes from the mechanical treatment of waste (for example sorting, crushing, compacting, pelletising) not otherwise specified
19 12 01	paper and cardboard
19 12 04	plastic and rubber
19 12 05	glass
19 12 07	wood other than that mentioned in 19 12 06
19 12 10	combustible waste (refuse derived fuel)
19 12 12	other wastes (including mixtures of materials) from mechanical treatment of wastes other than those mentioned in 19 12 11
20	MUNICIPAL WASTES (HOUSEHOLD WASTE AND SIMILAR COMMERCIAL, INDUSTRIAL AND INSTITUTIONAL WASTES) INCLUDING SEPARATELY COLLECTED FRACTIONS
20 01	separately collected fractions (except 15 01)
20 01 01	paper and cardboard
20 01 02	glass
20 01 08	biodegradable kitchen and canteen waste
20 01 39	plastics
20 02	garden and park wastes (including cemetery waste)
20 02 01	biodegradable waste
20 03	other municipal wastes
20 03 01	mixed municipal waste
20 03 02	waste from markets
20 03 03	street-cleaning residues

1.4.5 If any of the above wastes not shown in green are discovered following tipping, they will be stored in a segregated bay or sealed skip and removed from the site within 48hours or sooner if a very strong odour (see section 6.1.1) is detected.

1.5 Site Management

- 1.5.1 The site will have Technically Competent Managers (TCM) who will be responsible for the general management of the site including the acceptance and handling of any potentially odorous wastes.
- 1.5.2 The company, through the TCM, will ensure that a nominated deputy is sufficiently trained and familiar with all site management documentation (which includes this OMP) in addition to all relevant company procedures who, in the absence of the TCM, will act the competent person.

2 Odour Risk Assessment

2.1 Methodology

2.1.1 This OMP has been completed to identify where the likely risks are in relation to surrounding land uses. This assessment has been used to inform Section 5.0 of this OMP with regard to specific odour monitoring procedures.

2.2 Odour Intensity

2.2.1 The table below highlights the intensity of the odour and provides a description by which to measure the intensity:

Table 2.1 – Odour Intensity

Odour Intensity	Criteria
Negligible	No detectable odour
Low	Faint odour (barely detectable)
Moderate	Moderate odour easily detected while walking, possible interference)
High	Strong odour (bearable, but offensive)
Severe	Very strong odour (this is when you really wish you were somewhere else)

2.3 Receptor Sensitivity

2.3.1 The table below outlines the receptor sensitivity to odour which will be used when determining nearby odour sensitive receptors:

Table 2.2 – Receptor sensitivity

Sensitivity of Receptor	Criteria
Low	Industrial workplaces
Medium	Industrial workplaces / Residential >250 m
High	Residential areas <200m

2.4 Sensitive Receptor Locations

2.4.1 The sensitive receptors in proximity to the site are shown on Drawing No. MOSS/2984/04. The nearest residential receptors are situated on Ada Road which are approximately 80m north-east of the site.

2.5 List of receptors

2.5.1 The receptors listed from the SRP are also shown in the table below with approximate distances to these properties.

Table 2.3 – Distances to Selected, Representative Sensitive Locations

Boundary	Receptor	Approximate distance from boundary of site (m)
North/northeast	Residential properties on Moss Bower Road, Moss Chase, Moss Lane, Moorhill Road, Cornbrook Road, Belgrave Road, Torr Road, Parkgate Road, Ash Terrace, Ash Grove Mayfield Avenue and Rutland Road	135 - 500
North/northwest	Residential properties on Moss Road, Stamford Road, Pioneer Road, Albion Way, Treacle Avenue	300 - 500
North	Ash Grove Academy & Children's Centre	450
Northeast	Macclesfield Football Stadium	400
Northeast – southwest	Industrial, commercial and retail properties on Lyme Green Business and Retail Park	95 - 500
Southeast	Residential properties on Minor Avenue	480

2.5.2 Other receptors not shown in the above table are illustrated on Drawing No. MOSS/2984/04.

2.6 Risk Matrix

2.6.1 The odour risk in any particular event can be established using the risk assessment matrix given in the table below.

Table 2.4 – Risk matrix

		<i>Sensitivity</i>		
		Low	Medium	High
INTENSITY	Negligible	NEGLIGIBLE	LOW	LOW
	Low	LOW	LOW	MEDIUM
	Moderate	LOW	MEDIUM	MEDIUM
	High	MEDIUM	MEDIUM	HIGH
	Severe	MEDIUM	HIGH	VERY HIGH

3 Potential sources of odour

3.1 General waste - storage prior to processing

3.1.1 These wastes would be stored in skips awaiting tipping in **AREAS 3, 15, 16** and **17** on Drawing No. MOSS/2984/03. There would also be waste which has just been tipped and undergoing sorting which are shown as the tipping areas which are adjacent to these areas.

3.1.2 Whilst these wastes are not commonly associated with odorous emissions, they do contain some fine organic materials which can, in some cases, be attributed to a general “musty” odour. This smell is exacerbated following ingress of rainwater which occurs predominantly whilst the wastes are resident in skips/containers at the sites of production and prior to receipt at the site.

3.1.3 Whilst not common, these wastes have the potential to contain materials of a putrescible nature which are not identifiable until the load has been tipped at the site.

3.2 General waste - residual wastes for landfill

3.2.1 These wastes are essentially the lighter, non-recyclable fraction of the “general waste” input which is residual following treatment of wastes on site which are stored in dedicated holding bays (**AREAS 4** and **7**). Some of the finer organic materials are still likely to be present in the material, however, any putrescible materials (such as ‘black bag’ wastes) will have been identified, isolated and rejected during the tipping and sorting process. Therefore, these residual wastes for landfill have less potential to cause odour than the original mixed waste input described in Section 3.1 above.

3.3 Foul surface water

3.3.1 In the event of a rainfall incident, the external concreted area will drain by gravity to a series to a catchment pit, into the interceptor and then into the combined sewer.

3.3.2 In the event of a rainfall incident which leads to a blockage of the drainage system, an emergency drainage consultant would be called to the site and water pooling in the external concreted areas of the site would be pumped from site.

3.3.3 Some skips which have stood on producer's sites for a long time often contain foul smelling water give rise to odour when tipped which will not be found until deposit in assuming the skip is sealed. The site infrastructure and drainage system would contain and remove any foul-smelling water.

3.4 Green wastes

3.4.1 Separated green wastes also have the potential to give rise to odorous emissions. It is important to note that the site is not a dedicated green waste handling facility – the green wastes produced at the site comprises almost entirely of branches (with/without leaves) and tree trunks separated from skips of other mixed wastes. This means that the propensity for odour is much less than that of a dedicated green waste handling facility which accepts green waste consignments consisting of branches, tree trunks, leaves, tree clippings and grass cuttings. The leaves, tree clippings and grass cuttings (not routinely accepted at the site) harbour the greatest potential for odour due to their susceptibility to aerobic composting and decomposition whilst in storage, where branches and tree trunks are not susceptible. These wastes if accepted would be stored in **AREA 20**.

3.5 Processing of waste

3.5.1 The processing of waste may result in odorous emissions; however, the risk of this occurring is considered to be low as the site will only hand sort mixed waste with odorous potential. The trommel will only be processing fines comprising 90% - 95% inert material and recent samples of the fines confirm they would be suitable as qualifying fines meaning they have very little odorous potential.

3.5.2 In terms of processing green waste, as this will have been refined further, there is a further odour potential, however, reference should be made to Section 3.4.1 in terms of the green wastes which are actually processed.

3.6 Background Odour Sources in the Area

3.6.1 Other potentially odour emitting operators, sites or areas are tabulated below in the table below.

Table 3.1 - Other Odour Generating Operators

Company	Address	Type of Business	Approximate distance & location from site boundary (m)
<i>Henshaws Ltd</i>	Moss Lane	Waste	600 / northwest
<i>Macclesfield HWRC</i>	Congleton Road	Waste	950 / west
N/A	River Bollin	Watercourse	350 / southeast

3.6.2 There are also a number of industry and commercial premises situated to the northwest and southeast of the site, in particular Lyme Green Retail and Business Park which will all have wheelie bins and/or skips stored externally which could generate a smell if not emptied regularly. There are also numerous agricultural fields in the vicinity which may release odour due to certain fertilisers being used.

3.6.3 Odour release could also be the result of abnormal weather conditions, machinery breakdowns and human error.

3.6.4 In order to determine whether complaints are the result of activities from the site or from other nearby sites an odour complaints form will need to be completed in line with the company's complaints procedure which is attached in Appendix II.

4 Odour control

4.1 Pre-acceptance checks

4.1.1 The driver collecting the skip will be trained (by site management) to identify any odorous loads in the skip and following an initial assessment, the driver will load the skip onto the wagon. If any odorous wastes are discovered, the driver would report back to site management who would contact the customer who would need to declare the contents inside the skip. Site management would then decide whether or not to accept the skip. This should prevent any odorous wastes being accepted at the site.

4.2 Waste acceptance procedure

4.2.1 Strict waste acceptance procedures are in place at the site as shown below and the following details will be recorded for every load deposited at the site:

- a) The date and time of delivery.
- b) The name and address of the waste producer.
- c) The detailed and accurate description of the waste including type, quantity (in tonnes and/or cubic metres) and EWC codes.
- d) How the waste is contained e.g. loose, container type.
- e) The carrier's name and address.
- f) Driver's name, signature and vehicle registration No.
- g) Signature or initials of person(s) producing/ accepting/ inspecting/ carrying the waste.
- h) Additional handling details/notes made by the driver after inspection of the load.
- i) SIC code of the premises which produced the waste (where relevant).
- j) Waste hierarchy declaration.
- k) Information on previous treatment of the waste e.g. manual or mechanical.

4.2.2 Once the skip has been tipped, it will undergo a further visual inspection and if the load contains significant amounts of odour the load will be and returned to source. If small levels of contamination are noted, the waste would still be tipped and odorous waste would be

handpicked placed in a quarantine skip. The skip would be sealed if staff can detect odour emissions from the waste.

- 4.2.3 In terms of plasterboard, the operator only intends this waste as source separated material. If a skip is tipped with contrary items of plasterboard present, it will be subject to a more rigorous sort to pick out further items. The operator would inform the customer of a potential penalty charge to prevent a reoccurrence.

4.3 Site Operations

- 4.3.1 Limiting odour from the waste recycling facility can best be achieved through employing effective site management and good general practice. It is much easier to minimise odours in the first instance rather than dealing with problems when they occur.
- 4.3.2 The next section addresses the general site management guidelines and identifies specific procedures to mitigate against odorous emissions.

4.4 Receiving Wastes

- 4.4.1 Rigorous control of wastes delivered to the site is required, with contaminated or odorous wastes (stored too long) rejected in line with the procedures in the EMS and EP. Trained competent staff are in place to recognize odorous material and to inspect incoming wastes as it is deposited at the site. Malodorous waste will be returned to the producer or sent to another authorised facility for treatment. Waste suppliers and HGV skip vehicle drivers are required to ensure that only acceptable material is brought to site to minimise the incidence of rejection. If staff continually bring odorous waste to the site, the operator will initiate their three-strike rule:

- a) Additional waste type recognition training (see EMS)
- b) A verbal and written warning
- c) Refused entry into the site or potentially disciplinary.

- 4.4.2 **Age of wastes** - Cheshire Demolition & Excavation Contractors Limited hire out skips to customers for a maximum of two weeks meaning that the waste received is unlikely to

generate significant odorous emissions. If unauthorised waste is discovered by trained staff following tipping, then actions shown in sections 6.1 and 6.2 will be followed.

4.4.3 All deliveries of mixed waste or directed to the relevant tipping area where they will be tipped immediately to prevent over storing therefore receiving wastes will not present an odour nuisance due to their storage duration.

4.4.4 Incoming mixed waste will then be processed sorted and processed on arrival and the site will never store more than the what the plant can process. The waste is immediately sorted to ensure that any malodorous (or potentially malodorous) wastes contained within the incoming mixed waste can be sorted and disposed of in sealed rejected waste containers. This waste would be black bin bag waste or putrescible waste left inside a skip which would not generate a lot of recyclable material.

4.5 Storage of Wastes

4.5.1 The table overleaf details a summary of the main wastes types which will be stored at the site, the rows highlighted in in red are considered to be those wastes which have the potential to cause odour. The waste types shown below are those derived from the last three years of waste return figures:

Table 4.1 - Waste storage table for stored odorous wastes

Plan Ref	Description	Storage type	Containment	Height / width of firewall (m)	Max Width (m)	Max Length (m)	Height (m)	Max area (m2)	Conversion factor used	Volume (m3)	Tonnage (approx.)	Proposed storage duration i
AREA 1	Oversize/sorted wastes	Unprocessed	Free-standing (partly contained) inside concrete panel storage bay	3 / 0.3	7	7	2	49	0.75	74	24	<12 hours
AREA 2	Plasterboard skip	Hand sorted or by grab	Open topped, moveable 40 cubic yard roll on roll off skip / wider containment as above	2.62	6.1	2.44	2.62	15	1	39	25 - 30	<5 days
AREA 3	Waste sorting and pre-treatment pile	Partly hand sorted	Two-sided firewall - open at the east for loading into treatment plant	2 / 0.3	7	7	1	49	0.5	25	8	<12 hours
AREA 4	Residual (non-recyclable) waste	Sorted (by trommel screen)	As above	3.0 / 0.3	9	11	2	99	0.75	149	49	<5 days
AREA 5	Lights (mixed waste)	Sorted (by trommel screen & blower)	Free standing pile / 3-sided concrete panel storage bay	3.0 / 0.3	9	11	2	99	0.75	149	30	<5 days
AREA 6	Overflow bay (contents vary)	As above	As above	3.0 / 0.3	5	11	2	55	0.75	83	41	<5 days
AREA 7	Residual (non-recyclable) waste	Sorted (by trommel screen & hand)	As above	3.0 / 0.3	2.4	4.8	2	11.52	0.75	17	6	<5 days
AREA 8	Wood	As above	As above	3.0 / 0.3	2.4	4.8	2	11.52	0.75	17	9	<5 days
AREA 9	Metals	Sorted by overband magnet	As above	3.0 / 0.3	2.4	4.8	2	11.52	0.75	17	21	<5 days
AREA 10	Stone/hardcore	Mixture of hand sorted, grab or mechanical treatment	Two-sided firewall - open at the east	3.0 / 0.3	55	75	Varies from 5 - 8	4125	0.75	21500	25800	<6 months
AREA 11	Screening & crushing areas for soils, soil substitutes and aggregate	As above	Free standing pile	N/A	12	5.5	3	66	0.75	149	178	<5 days
AREA 12	Scrap metal	Hand sorted or by grab + overband magnet	Free standing pile / 3-sided concrete panel & interlocking block storage bay	4.0 / 0.3	3.8	7.2	2	27.36	0.75	41	49	<5 days
AREA 13	Wood	Hand sorted or by grab	Free standing pile / 3-sided concrete panel storage bay	4.0 / 0.3	10	17	2	170	0.75	255	128	<5 days
AREA 14	Rejected waste bay	Hand sorted or by grab	As above	4.0 / 0.3	3.8	5.5	2	20.9	0.75	31	16	<48 hours
AREAS 15 -17	Public mixed waste tipping bays	Unprocessed	As above	3.0 / 0.3	5	3	2	15	0.75	23	7	<5 days
AREA 18	Sorted recyclable skips i.e. metal, plasterboard, wood, plastic etc..	Hand sorted or by grab	Open topped, moveable 40 cubic yard roll on roll off skip / wider containment as above	3.0 / 0.3	6.1	2.44	2.62	15	1	39	25 - 30	<5 days
AREA 19	Asbestos skip	Hand sorted or by grab	Sealed and locked skip / wider containment as above	3.0 / 0.3	6.1	2.44	1.8	15	1	27	9	<14 days
AREA 20	Green waste	Hand sorted or by grab	Free standing	N/A	11	16	4	155	0.333	206	69	<14 days
AREA 21	Shredded green waste	Processed by shredding to reduce size of material	Free standing pile / 3-sided concrete interlocking block storage bay	4.0 / 0.3	17.2	5.2	2	89.44	0.75	134	67	<5 days

Table 4.2 - Waste storage / monitoring for odorous wastes on site

<p>AREA 3 WASTE SORTING & PRE-TREATMENT PILE</p>	<ul style="list-style-type: none"> • The waste in this stockpile is the main reception for skip waste received at the site and contains approximately 90% of inert/non-combustible material. This has been derived from three years of waste returns. • Any waste identified after tipping which has the potential to cause odours i.e. a black bin bag, food waste, green waste, packaging with residues will be removed from the pile and stored in a mobile rejected waste container. The container would be removed off site within 48 hours. • Any large visible recyclables will be hand-picked or scooped using the loading shovel and placed into one of relevant storage bays at the site. • The stockpile is dynamic and the staff/recycling facility can sort a skip in less than 15 minutes meaning this area will not technically store any waste. • The site will not tip any further skips 30 minutes prior to shutdown ensuring the area is clear out-of-hours. • If odorous waste is identified during monitoring, the site will investigate, find the root cause and quarantine the odorous load in sealed containers inside the building which will be removed from site as soon as practicable.
<p>AREAS 4, 7 & 14 RESIDUAL WASTE & REJECTED WASTE</p>	<ul style="list-style-type: none"> • AREAS 4 & 7 will be used for the storage of residual (non-recyclable) waste separated from the plant by hand or plant i.e. excavator. • These bays will be for holding the specified materials until the bay reaches capacity, usually <48 hours (based on experience), but five days has been provided in the event of any extenuating circumstances i.e. breakdowns, transport failures. If the wastes exceed a period of 48 hours, the site will increase monitoring to three times a day every 12 hours. • In terms of AREA 14, this comprises the rejected waste bay where the waste will be stored for no longer than 48 hours in any circumstance. If the waste is causing a strong odour then the contents in the bay will be removed sooner. • All wastes are stored allowing a 1m freeboard between each bay to ensure the pile does become one large pile and overflow. • Due to the strict waste acceptance procedures, it is considered the waste in these piles will present a very low risk of odour as they comprise only sorted wastes.
<p>AREAS 2 & 18 PLASTERBOARD SKIP & VARIOUS RECYCLABLE SKIPS</p>	<ul style="list-style-type: none"> • These areas comprise plasterboard and sorted recyclable wastes which has been sorted from tipping areas or arriving at the site pre-segregated. • The skips will be 40 cubic yard open topped and moveable skip meaning access is available and moveable by plant in the event it needs to be removed from site sooner in the event of a strong odour release. • The same procedures apply as the above. • The skips will remain open during the day as staff continually deposit material into them but any skips with the potential to cause odour when wet i.e. plasterboard, plastic, paper will be covered out of hours to keep the waste dry which should reduce the risk of any odorous emissions occurring.
<p>AREAS 15 - 17 PUBLIC TIPPING BAYS</p>	<ul style="list-style-type: none"> • These areas are where third parties (usually man and van jobs) will deposit material. The material will be removed from the vehicle by hand and the driver will be told to sort the waste. The tipping and sorting area will be continuously monitored by operational staff and CCTV so if any non-conforming material is identified, It can be loaded back onto the vehicle. • If any non-conforming waste is deposited, it will be transferred to the rejected waste skip. • Although the bays may store material for five days, it is considered based on the above procedures that the waste should not be odorous.

AREAS 20 & 21 GREEN WASTE & SHREDDED GREEN WASTE	<ul style="list-style-type: none"> • AREA 20 will store green waste such as tree cuttings, bark etc.. and will usually arrive at the site as source separated from the same contractors. • The above area will not contain any grass cuttings or other biodegradable waste will cause odour or naturally compost. • The waste may be stored in this area for up to two weeks as there needs to be enough material to shred due to processing capacity of the shredder (40 tonnes per hour). • If any odours are detected, the material will be processed sooner and then removed from site. If odour occurs during shredding or moving material, the material will be stored in a sealed skip and removed from site. • In terms of AREA 21, this will be for holding the processed green waste until the bay reaches capacity, usually <48 hours (based on experience), but five days has been provided in the event of any extenuating circumstances i.e. breakdowns, transport failures. If the wastes exceed a period of 48 hours, the site will increase monitoring to three times a day every 12 hours.
---	--

4.5.2 The above wastes have been derived from 3 years of waste return figures but if any other odorous wastes shown in section 1.4.4 are accepted, they will be tipped, sorted, stored and removed from the site within 48 hours.

4.5.3 Waste will be stored to ensure compliance with the EP and as detailed in the EMS, FPP and this OMP document.

4.6 Loading and Transport of General Wastes

4.6.1 In all cases, the drop heights of mixed waste will be kept to an absolute minimum. All waste vehicles entering/leaving the site containing light and/or potentially malodorous wastes will be securely sheeted or enclosed at all times to ensure that odour pollution is not caused beyond the site boundary via queuing collection/delivery vehicles.

4.7 Housekeeping

4.7.1 Regular cleaning of operational areas (i.e. minimum once daily) such as roads, drainage channels and holding tank will be carried out using mobile plant and water supplies to discourage odour generation from old degrading materials. Other than the use of a road sweeper which may be used to remove finer particles, all mobile plant is available to the site. Additional plant can be sourced instantaneously from the surrounding industrial estate. The odorous materials will then be placed in a sealed rejected waste skip which will be removed every 48 hours or sooner if staff detect odorous emissions following daily

inspections. Site management will delegate these tasks to operational staff and seek radio or written confirmation that the tasks have been complete and whether any odours have been detected.

4.7.2 In addition to daily visual monitoring of the site; site management will monitor the integrity of the building on a quarterly basis. In the event that there are any issues resulting in odour escaping from the building then maintenance works will be carried out within 48 hours.

4.7.3 A housekeeping schedule has been produced overleaf and site management will train operational staff via toolbox talks every 6 months or sooner if site operations change to ensure the following housekeeping schedule is strictly adhered to.

- Avoid fugitive odorous emissions through good housekeeping
- Maintain a clean, well-organised site
- Jet spray storage bays daily
- Jet spray and disinfect storage bays once per week
- Clean equipment that has been in contact with odorous materials
- Carry out a deep clean of the reception / processing building and storage bays once a quarter and record this in the site diary
- Concrete floors draining appropriately and slopes / catchments pits are functioning
- Floors are sealed to prevent absorption and adsorption of odour producing residues.
- Solid waste storage containers shall be robust, easily cleanable, designed for safe handling, and constructed to prevent loss of wastes from the equipment during storage. If such equipment is used to store other wet or liquid producing wastes, or wastes composed of fine particles, such equipment shall in all cases be non-absorbent and leak-resistant.
- Periodically treat drainage systems with bacteria-inhibiting solution

4.8 Site Infrastructure

4.8.1 The site deploys the following measures ensuring odours do not escape beyond the site boundary.

- **Monitoring** – The site will carry out Olfactory/Sniff assessments which have been outlined further in Section 5 of this OMP.
- **Stock rotation** – All potentially odorous wastes stored on site are within skips or storage bays which undergo continuous monitoring. The site follows the first in, first out principle which ensures that the oldest wastes are removed from the site first and aren't left to stand for a long period of time.
- **Housekeeping** – The site will carry out regular cleaning (minimum once daily) of all operational areas at the site paying special attention to storage areas for odorous wastes. The site has a housekeeping schedule shown in section 4.7.
- **Storage procedures** – All odorous wastes are contained within skips or storage bays. Any wastes with the potential to cause odour will not be stored for longer than usually 48 hours and 5 days only in extenuating circumstances ensuring that wastes are not left to stagnate.

4.8.2 Site management will visually monitor the building on a daily basis and will carry out quarterly monitoring of the storage bays to ensure their integrity is suitable. In the event that there are any issues the building maintenance/repair works will be carried out within 48 hours.

4.9 Liaison with Neighbours

4.9.1 In the event of significant but temporary odour releases outside normal operations, immediate neighbours within 200m will be contacted via phone call or face to face to advise them of the situation and the action being taken. The EA will also be notified.

4.9.2 An open-door policy will be encouraged by the operator to enable any complaints from neighbouring premises (if received) to be dealt with immediately. The complainant will then be supplied with remedial actions taken and any procedures or measures put in place by the operator to reduce or ideally eradicate the likelihood of a subsequent complaint.

4.9.3 If any odour complaints are received, the complaint will be assigned to an operative familiar with the sites operation who will complete a 'complaints and events log' and detailed individually on the complaints form (in Appendix II), both of which will be kept for inspection

on request by the EA. Details of information to be completed are dates, nature of complaint, weather conditions at the time of the complaint, investigation details, action taken and a signature (as a minimum). Odour complaints will be investigated and responded to within 24 hours and suitably reviewed by the site manager who is ultimately responsible.

- 4.9.4 The operator would also be required to make a note of any unavoidable events plant/equipment malfunctions in the site diary, rather than just actual complaints received. This will ensure that if complaints are received retrospectively from either the Council/EA or directly, any circumstances which led to that complaint as a result of elements outside of the operator's control would be able to be attributed to the cause of the complaint. If there are significant odour releases outside normal operations, the operator will cease operation, investigate and resolve the issue before continuing.

4.10 Training

- 4.10.1 All employees and sub-contractors of Cheshire Demolition & Excavation Contractors Limited involved with potentially odorous materials and their handling will receive training in Sniff testing (including office/admin workers allocated to undertake the Sniff test) and complaint reporting (management and operations staff).
- 4.10.2 Training will be given to all relevant persons to make sure they are competent in completing olfactory assessment survey forms, odour complaint report forms and the odour diary to ensure sufficient monitoring and reporting of odours can be carried out.

5 Monitoring

5.1 Monitoring Odorous Releases

5.1.1 **On-site** – As there are up to 8 members of staff working at the site, it is considered at least one of these staff members would be able to detect if any odour is present on site, this would be usually office staff who are not continually exposed. If a non-operational staff member identifies an odour, they will report this to site management and then the procedure shown in section 5.2.3 will be followed. This would ensure the odour problem can be investigated on site prior to a potential odour complaint.

5.1.2 Cheshire Demolition & Excavation Contractors Limited will use the following techniques to monitor odorous releases if a complaint has been made to the company:

- a) Olfactory Monitoring
- b) Complaints Monitoring
- c) Odour Diaries (when necessary)

5.2 Olfactory Monitoring

5.2.1 The site supervisor will monitor odour around the entire site perimeter at least twice daily and an Odour Diary will be completed (Appendix II). The monitoring will be carried at intervals out while the site is operational, additional monitoring may be carried should there be reason to suspect a potential odour problem (potentially malodorous waste onsite, foul surface water issues etc.).

5.2.2 The results of monitoring exercises and any remedial action taken will be entered into the log book which is available for the EA to inspect upon request. The name of the site supervisor will be stated in the site's diary / inspection form for each day of operation along with notes on weather including precipitation, temperature, wind speed and direction (from Met Office information).

- 5.2.3 Should the monitoring conclude that a certain activity/waste is giving rise to odour which is migrating offsite, steps will be made to reduce the impact of this activity, which may include, but is not limited to; removal offsite to a suitably permitted facility, faster processing/lower storage rates, pumping and removal of standing surface water, removal of waste to a more suitable area of the site etc.
- 5.2.4 The site supervisor will be suitably trained to carry out these duties. Further information regarding training and technical competence is provided within the site's EMS.
- 5.2.5 Prior to carrying out a routine odour check, the relevant member of staff will vacate the site for a period of 30 minutes (in addition to 5.3.2 below) and then carry out the assessment on their return to ensure they are not desensitised to the odour.

5.3 Odour Monitoring Procedure

- 5.3.1 Sniff testing will be carried out by trained; competent staff daily (at least twice) should the management have reason to suspect odorous emissions from the site or complaints received. Assessments will be carried out both routinely and in response to specific complaints.
- 5.3.2 The assessor should not:
- a) Smoke or consume strongly flavoured food or drink for at least 30 minutes before the assessment.
 - b) Consume confectionary or soft drinks immediately before the assessment.
 - c) Apply scented toiletries, such as perfumes or aftershave immediately before an assessment.
- 5.3.3 Starting points of assessments should be downwind of the site, progressing towards the site boundary and then away from the site in an upwind direction. The person carrying out the assessment should walk slowly and breathe as normal. The points have not been provided on the site plan due to the regular variations in wind speed and direction.

5.4 Complaints Monitoring/Procedure

- 5.4.1 All odour complaints will be investigated promptly, and appropriate remedial action will be taken if the complaint is validated e.g. remove odorous materials off site as soon as reasonably possible. Complaints will be recorded on the form found in Appendix II.
- 5.4.2 Complaints to the EA will also be recorded and taken into account. An olfactory assessment survey will be carried out from where the complaint was made and from any convenient locations between the complainant/receptor and the site so that the complaint can be validated or rejected.

5.5 Odour Diaries

- 5.5.1 If members of the local community are frequently reporting odour issues in the vicinity, then they will be asked (if agreeable) to keep an odour diary. This will help to build up an account of when the odour occurs, their location and the site operations that were being carried out at the time, as well as the duration of the activities taking place. Any obvious problems can then be addressed.

6 Contingency Plans

6.1 Contingencies and Emergency Plans

6.1.1 In accordance with the EA's guidance on OMPs, the operator will develop contingency plans to react to situations 'where monitoring indicates that a potential odour source is not completely under control, meteorological conditions are unfavourable or that adverse impact has occurred'. Odours will be based on a 1 – 5 scoring scheme as shown below and also in the odour diary shown in Appendix II:

- 1 = No detectable odour
- 2 = Faint odour (barely detectable, need to stand still and inhale facing into the wind)
- 3 = Moderate odour (odour easily detected while walking & breathing normally)
- 4 = Strong odour
- 5 = Very strong odour (possibly causing nausea depending on the type of odour)

6.1.2 If odours based on 3-5 are detected at the site boundary, other monitoring point or a complaint is received, the following remedial procedures will be taken:

- a) Firstly, identify the odour source; is it from:
 - i) Site operations; or,
 - ii) An off-site source (e.g. agricultural spreading operation)

- b) If on site:
 - i) Report incidence to the site or technically competent manager;
 - ii) Identify the point of release of the odour;
 - iii) Identify the cause if the release i.e. machine breakdown, leakage, etc.;
 - iv) Identify a solution;
 - v) Implement a solution;
 - vi) Carry out olfactory tests to check if fix is working;
 - vii) Record actions taken on relevant forms and site diary as required by this plan

6.1.3 Then actions taken if odour is being produced on site will be:

- a) **Normal Operations:** The offending odour will be traced and the reason for the cause of the problem will be investigated. Once solutions are in place, olfactory monitoring will be carried out to ensure the solutions put in place are having the desired effect.
- b) **Abnormal Conditions:** Adverse weather conditions can promote generation of odour and inhibit its effective dispersion e.g. hot weather with little wind, resulting in increased risk of odour to receptor locations. If this happens odour causing operations will cease until more favourable meteorological conditions return.

6.2 Corrective Actions for Various Situations

6.2.1 The table below summarises the various problems likely at the site and the standard responses available, which will assist in reducing odour potential.

Table 6.1 –Corrective actions

Process	Problem	Corrective Action
Waste Delivery (Tipping)	Deposit of odorous load	Isolate material. Reject material giving rise to odour.
Stored wastes (general)	Odorous emissions detected	Olfactory/SNIFF test required to pinpoint source. Ensure procedures outlined in Section 5 are adhered to in full. Remove malodorous waste to a suitably permitted facility. Implement liaison programme if risk deemed HIGH or VERY HIGH i.e. strong or severe as shown in Table 2.1.

6.3 Staff shortages/human error

6.3.1 In the event of unforeseen staff shortages arising from illness, suspension or no shows, the operator will make a judgement whether to reduce the number of incoming loads, thus reducing processing frequency and storage of potentially odorous wastes. The operator will then seek further employment within a timely manner to ensure the site can continue to operate at its required capacity.

6.3.2 All staff are trained and undergo toolbox talks every 6 months (or sooner if operations change) to reduce the impact of human error. In instances where a human error has caused

to an odour issue, the site may suspend operations until the issue has been rectified and the member of staff will be warned and re-trained accordingly.

6.4 Weather conditions / emergency situations

6.4.1 The site will set up a notification alert system with the Met Office to receive updated weather information for the following weather conditions which could cause a potential on or off-site odour issue:

- High winds >45mph which could exaggerate an odour
- Droughts or periods of hot weather exceeding 3 major dry days which could lead to water shortages, hosepipe bans and excessive odour
- Flooding

6.4.2 The site would install the following preventative/contingency measures (in addition to control measures in Section 4) to avoid serious odour issues as a result of the above weather conditions or fire incident:

- Stockpiles containing any odorous waste may be covered with tarpaulin in the event ongoing procedures are not considered effective.
- Contact an additional haulier to help remove the waste on site.
- Suspend any further waste deliveries to the site.
- Contact the EA to agree a suitable course of action
- Contact members of the public or any other persons who could be affected by the odour and advise of the contingency measures the site has employed and timescales when the odour is likely to be reduced.

6.5 Operational failure

6.5.1 The manager will be contacted by staff in the event of any operational failure such as the breakdown of plant, systems or equipment and will decide whether operations are to continue or be suspended prior to corrective action being taken. Serious operational failures, which result in the closure of the site, will be recorded in the site diary.

- 6.5.2 All repairs to site security will be made within on the discovery of the damage if possible and the site will be made secure until the repair has been carried out.
- 6.5.3 Any major defects found during the daily site inspection which are likely to lead to a breach of permit conditions will be repaired by the end of the working day in which they are found, where possible. If a repair is not possible by the end of the working day and a potential breach of permit conditions may occur, the EA will be contacted to agree a suitable timescale for repair.
- 6.5.4 All defects and problems likely to give rise to odour will be recorded on the form CDE/RF/4 or the operators own recording procedures with repairs/solutions being carried out immediately; neighbours will be alerted if the problem cannot be rectified immediately and provided a timescale when the problem will cease.

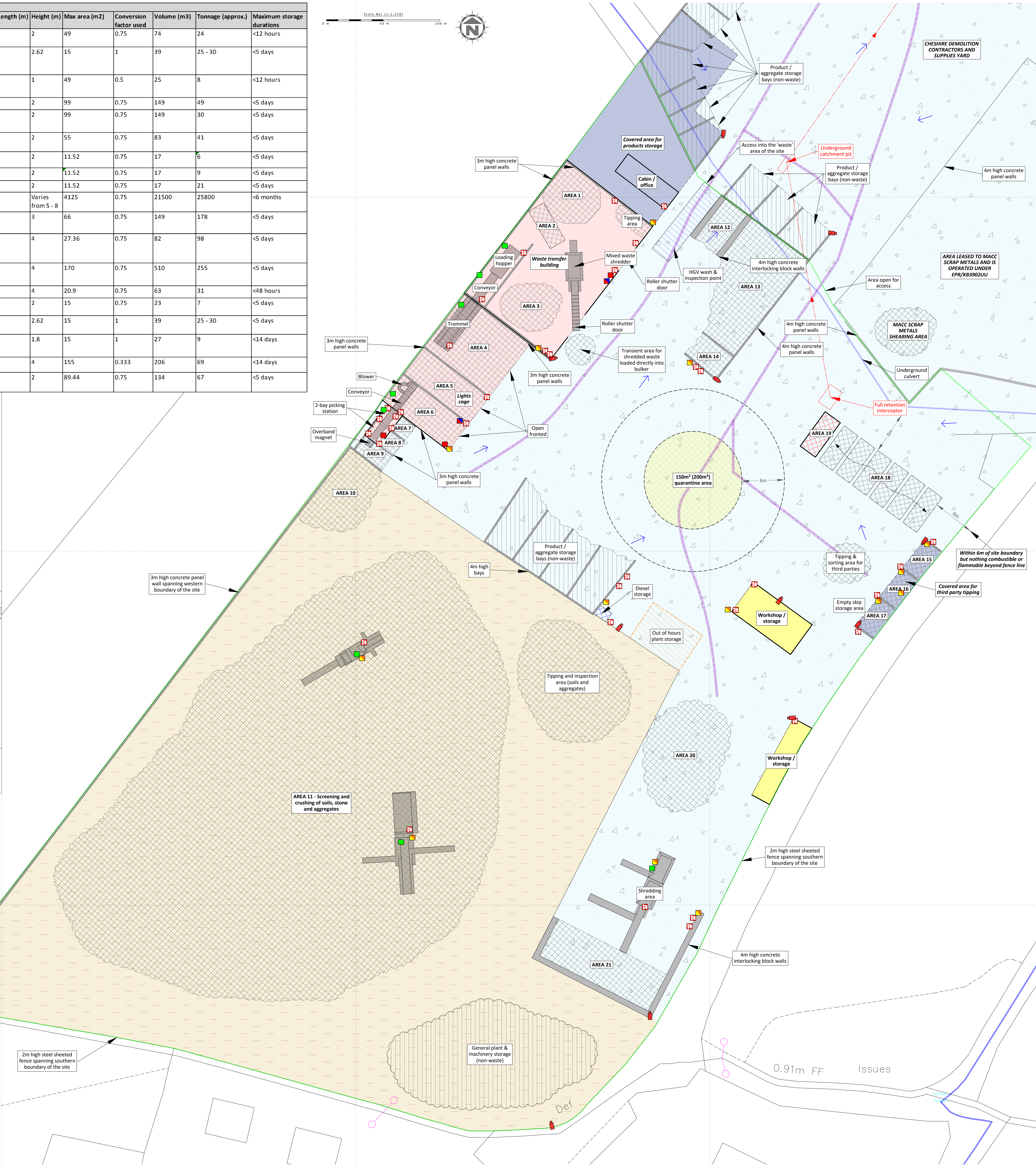
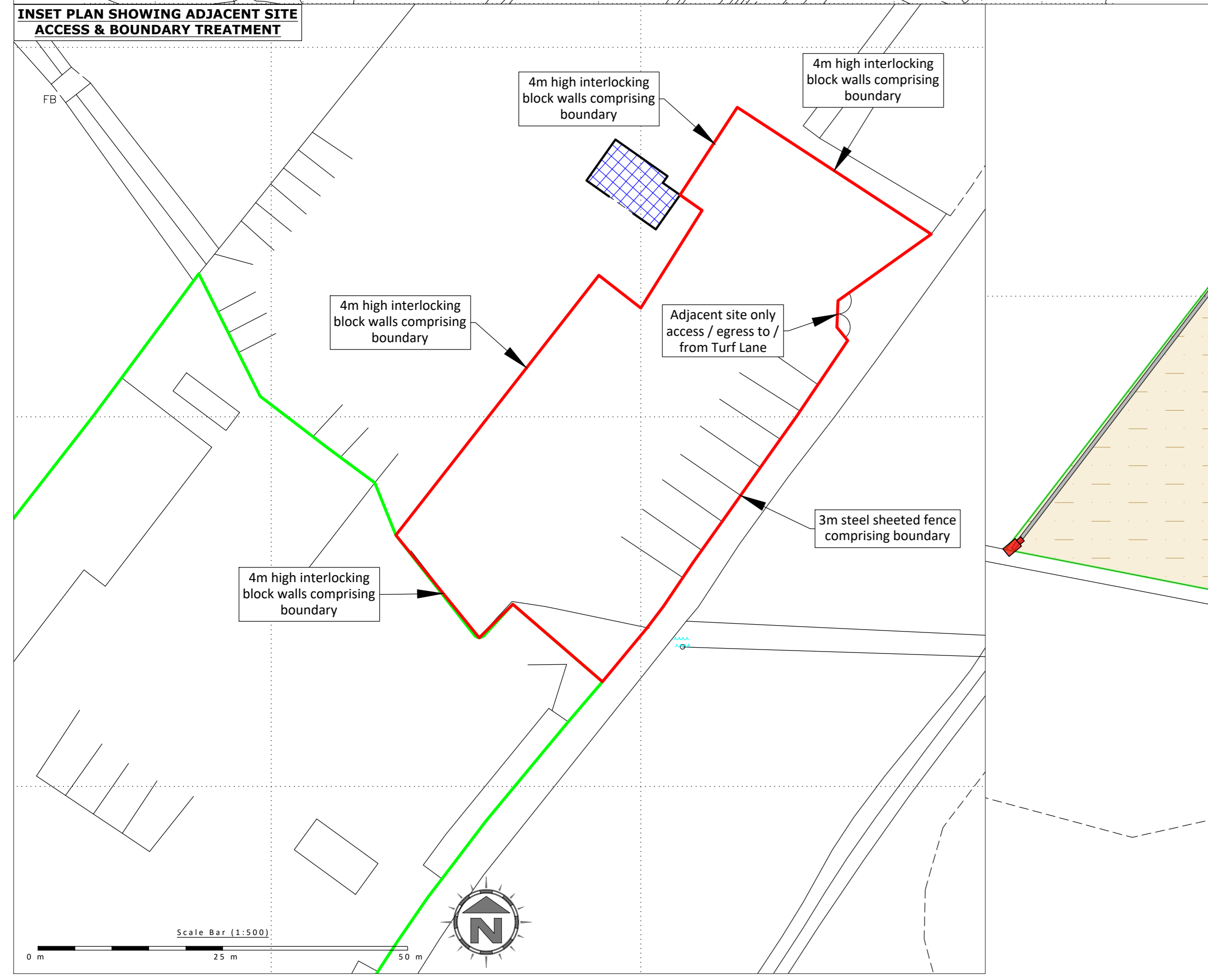
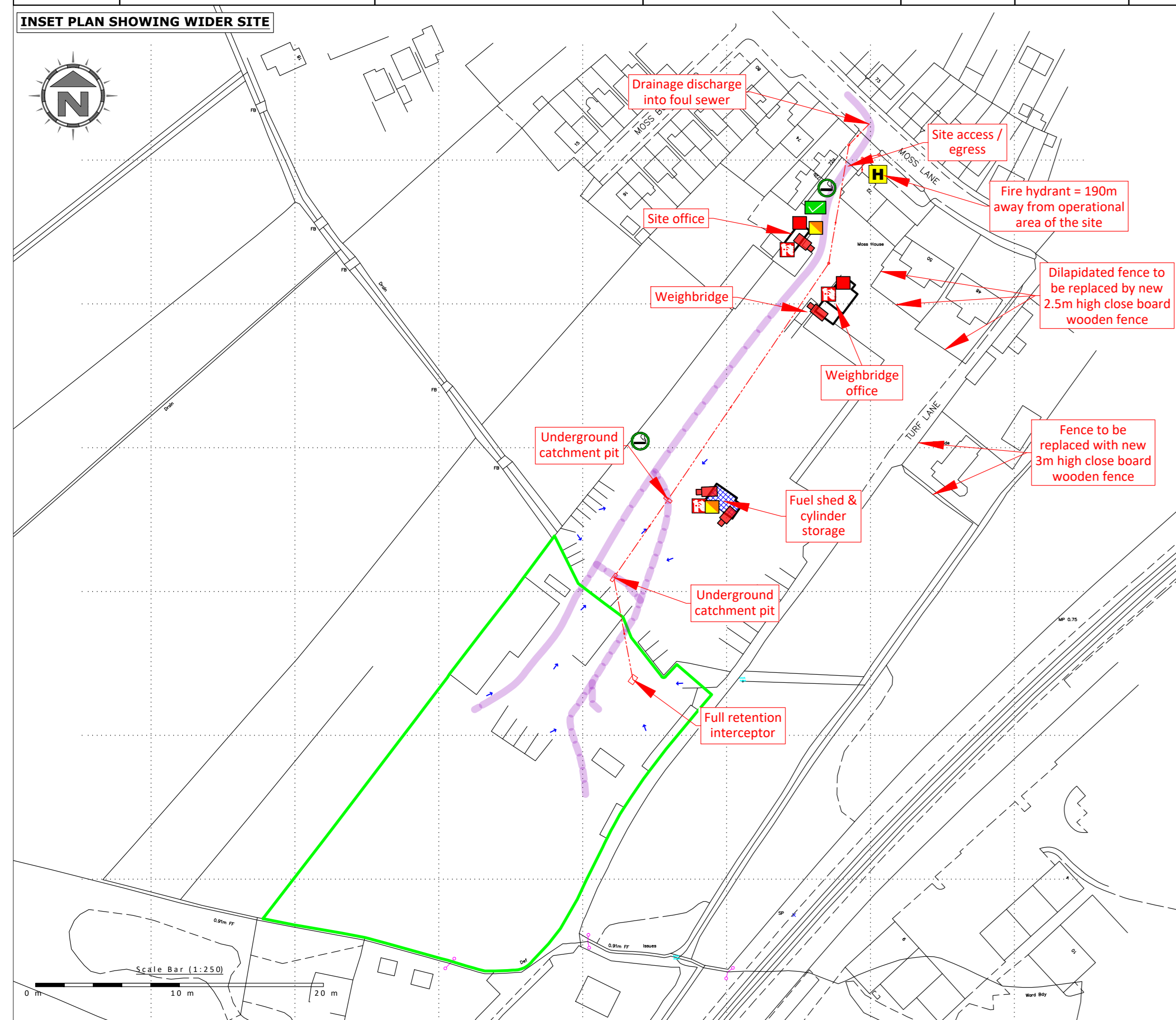
6.6 OMP Management

- 6.6.1 This OMP will be reviewed at least annually unless it becomes apparent that the activities are giving rise to pollution outside the site due to odour, in which case it will be revised within 7 days and a copy forwarded to the EA for approval before implementation. It may also be revised upon request from EA, should the permit be varied, transferred etc.

Appendix I

Drawings

Plan Ref	Description	Storage type	Containment	Height / width of firewall (m)	Max Width (m)	Max Length (m)	Height (m)	Max area (m2)	Conversion factor used	Volume (m3)	Tonnage (approx.)	Maximum storage durations
AREA 1	Oversize / sorted wastes	Unprocessed	Free-standing (partly contained) inside concrete panel storage bay	3 / 0.3	7	7	2	49	0.75	74	24	<12 hours
AREA 2	Plasterboard skip	Hand sorted or by grab	Open topped, movable 40 cubic yard roll on roll off skip / wider containment as above	2.62	6.1	2.44	2.62	15	1	39	25 - 30	<5 days
AREA 3	Waste sorting and pre-treatment pile	Partly hand sorted	Two sided firewall - open at the east for loading into treatment plant	2 / 0.3	7	7	1	49	0.5	25	8	<12 hours
AREA 4	Residual (non-recyclable) waste	Sorted (by trommel screen)	As above	3.0 / 0.3	9	11	2	99	0.75	149	49	<5 days
AREA 5	Lights (mixed waste)	Sorted (by trommel screen & blower)	Free standing pile / 3 sided concrete panel storage bay	3.0 / 0.3	9	11	2	99	0.75	149	30	<5 days
AREA 6	Overflow bay (contents vary)	As above	Free standing pile / 3 sided concrete panel storage bay	3.0 / 0.3	5	11	2	55	0.75	83	41	<5 days
AREA 7	Residual (non-recyclable) waste	Sorted (by trommel screen & hand)	As above	3.0 / 0.3	2.4	4.8	2	11.52	0.75	17	6	<5 days
AREA 8	Wood	As above	As above	3.0 / 0.3	2.4	4.8	2	11.52	0.75	17	9	<5 days
AREA 9	Metals	Sorted by overband magnet	As above	3.0 / 0.3	2.4	4.8	2	11.52	0.75	17	21	<5 days
AREA 10	Stone/hardcore	Mixture of hand sorted, grab or mechanical treatment	Two sided firewall - open at the east	3.0 / 0.3	55	75	Varies from 5 - 8	4125	0.75	21500	25800	<6 months
AREA 11	Screening & crushing areas for soils, soil substitutes and	Mixture of hand sorted, grab or mechanical treatment	Free standing pile	N/A	12	5.5	3	66	0.75	149	178	<5 days
AREA 12	Scrap metal	Hand sorted or by grab + overband magnet	Free standing pile / 3 sided concrete panel & interlocking block storage bay	3.0 / 0.3	3.8	7.2	4	27.36	0.75	82	98	<5 days
AREA 13	Wood	Hand sorted or by grab	Free standing pile / 3 sided concrete panel storage bay	3.0 / 0.3	10	17	4	170	0.75	510	255	<5 days
AREA 14	Rejected waste bay	Hand sorted or by grab	As above	3.0 / 0.3	3.8	5.5	4	20.9	0.75	63	31	<48 hours
AREAS 15 - 17	Public mixed waste tipping bays	Unprocessed	As above	3.0 / 0.3	5	3	2	15	0.75	23	7	<5 days
AREA 18	Sorted recyclable skips i.e. metal, plasterboard, wood, plastic etc..	Hand sorted or by grab	Open topped, movable 40 cubic yard roll on roll off skip / wider containment as above	3.0 / 0.3	6.1	2.44	2.62	15	1	39	25 - 30	<5 days
AREA 19	Asbestos skip	Hand sorted or by grab	Sealed and locked skip / wider containment as above	3.0 / 0.3	6.1	2.44	1.8	15	1	27	9	<14 days
AREA 20	Green waste	Hand sorted or by grab	Free standing	N/A	11	16	4	155	0.333	206	69	<14 days
AREA 21	Shredded green waste	Processed by shredding to reduce size of material	Free standing pile / 3 sided concrete interlocking block storage	4.0 / 0.3	17.2	5.2	2	89.44	0.75	134	67	<5 days



NOTES
Drawing for indication only. Reproduced with the permission of the controller of H.M.S.O. Crown copyright licence No. 100022432. This drawing is copyright and property of Oaktree Environmental Ltd.

REVISION HISTORY

Rev	Date	Int	Description
A	25.04.22	CP	Initial drawing/draft for discussion
B	06.05.22	CP	Updated
B	26.05.22	CP	Further updates

Key:

- Proposed permit boundary
- Waste storage areas
- Non-waste storage areas
- Hazardous waste storage areas
- Non-waste fuels, oils and other liquids storage
- Temporary waste storage areas (clear prior to shutdown)
- Waste recycling / storage buildings (impermeable concrete floor)
- Other buildings i.e. workshops/offices
- Covered storage areas
- Impermeable concrete surfaces with sealed drainage
- Harbarding (freely draining areas)
- Contaminated surface water drainage
- Clean surface water drainage
- Surface water drainage fall direction
- Culverted watercourse
- Gully's
- Manholes
- Quarantine area (with 6m buffer zone) based on AREA 13
- Hose reels (indicative location)
- Fire fighting equipment / extinguishers (indicative locations)
- Plant shutdown (indicative location)
- Manual fire alarms (break glass / horns) - indicative location
- Spill kits (indicative location)
- Designated smoking area
- Access route for emergency services
- Fire hydrants
- Fire assembly points
- Out-of-hours plant storage
- Plan, tilt and zone cameras with 360° 50m coverage

Oaktree Environmental Ltd
Waste, Planning and Environmental Consultants

DRAWING TITLE
SITE LAYOUT & FIRE PLAN

CLIENT
Cheshire Demolition & Excavation Contractors Ltd

PROJECT/SITE
Moss House, 77, Moss Lane, Macclesfield, Cheshire, SK11 7TT

SCALE & AD
1:250

CLIENT NO
2984

JOB NO
001

DRAWING NUMBER
MOSS/2984/03

REV
E

STATUS
Issued

DRAWN BY
CP

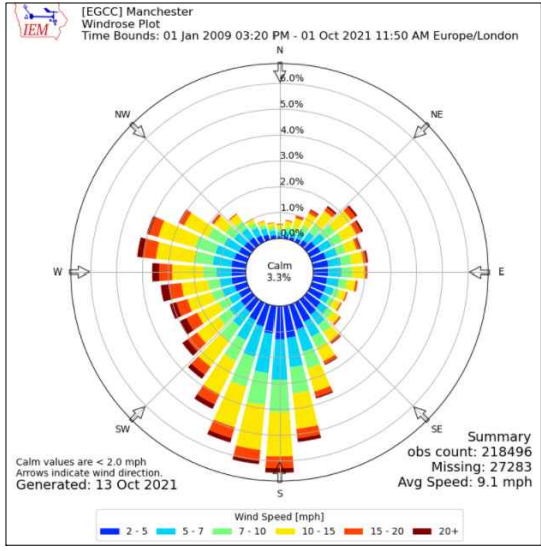
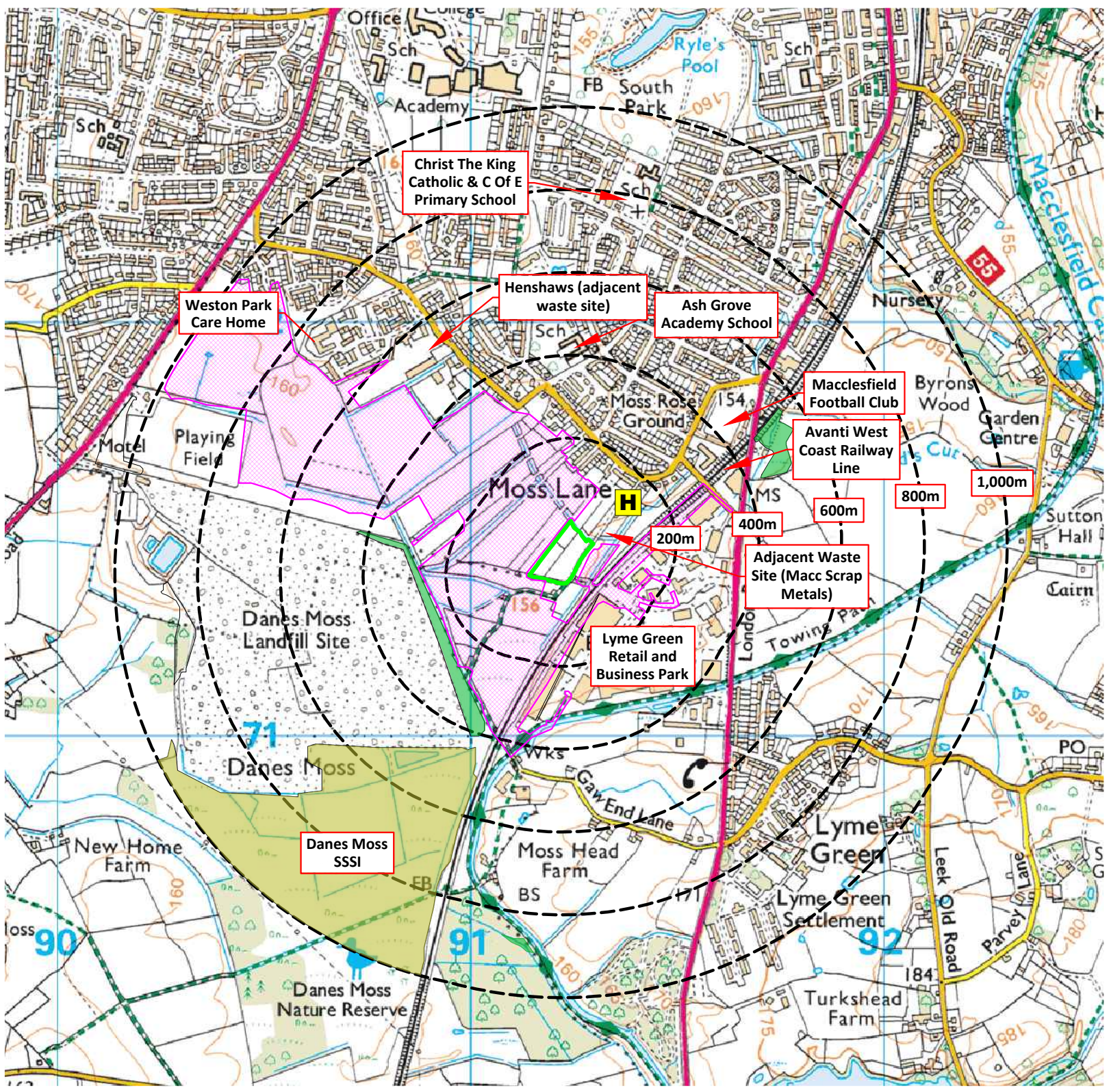

CHECKED

DATE
12.06.2024

Line House, Road Two, Winsford, Cheshire, CW7 3QZ
t: 01606 558833 | e: sales@oaktree-environmental.co.uk

KEY:

- Permit boundary
- Surface water body (pond / pool / lake)
- Stream, river, beck
- Buildings includes Agricultural, industry, commerce and retail - could also include small houses)
- Residential blocks
- Class A roads
- Class B roads
- Class C roads
- Danes Moss (SSSI)
- Protected Habitat
- Priority Habitat - Deciduous Woodland
- Other woodland areas (non-habitat)
- + Places of worship
- H Fire hydrants (indicative)
- Public footpath




NOTES
 1. Boundaries are shown indicatively.
 2. Wind rose data shows the prevailing wind direction to be blowing north from the south.

Drawing for indication only. Reproduced with the permission of the controller of H.M.S.O. Crown copyright licence No. 100022432. This drawing is copyright and property of Oaktree Environmental Ltd.

REVISION HISTORY			
Rev:	Date:	Init:	Description:
-	20.05.22	CP	Initial drawing

Oaktree Environmental Ltd
 Waste, Planning and Environmental Consultants



DRAWING TITLE
 RECEPTOR PLAN

CLIENT
 Cheshire Demolition & Excavation Contractors Ltd

PROJECT/SITE
 Moss House, 77, Moss Lane, Macclesfield, Cheshire, SK11 7TT

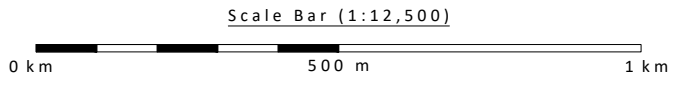
SCALE @ A3 1:12,500	CLIENT NO 2984	JOB NO 001
-------------------------------	--------------------------	----------------------

DRAWING NUMBER MOSS/2984/04	REV -	STATUS Issued
---------------------------------------	-----------------	-------------------------

DRAWN BY CP	CHECKED --	DATE 20.05.22
-----------------------	----------------------	-------------------------

Lime House, Road Two, Winsford, Cheshire, CW7 3QZ
 t: 01606 558833 | e: sales@oaktree-environmental.co.uk

Compass Wind Rose for Manchester International Airport (EGCC) Period 2020-2022
 - source: Iowa State University



Appendix II

Record Forms

Odour Diary			Sheet No	
Name:		Address:		
Telephone Number:				
Date of odour:				
Time of odour:				
Location of odour, if not at above address:				
Weather conditions (dry, rain, fog, snow etc):				
Temperature (very warm, warm, mild, cold or degrees if known):				
Wind strength (none, light, steady, strong, gusting):				
Wind direction (e.g. from NE):				
What does it smell like? How unpleasant is it? Do you consider this smell offensive?				
Intensity – How strong was it? (see below 1-5):				
How long did go on for? (time):				
Was it constant or intermittent in this period:				
What do believe the source/cause to be?				
Any actions taken or other comments:				

Intensity (Detectability)

- 1 No detectable odour
- 2 Faint odour (barely detectable, need to stand still and inhale facing into the wind)
- 3 Moderate odour (odour easily detected while walking & breathing normally)
- 4 Strong odour
- 5 Very strong odour (possibly causing nausea depending on the type of odour)

**CHESHIRE DEMOLITION & EXCAVATION CONTRACTORS LIMITED
COMPLAINTS REPORT FORM (CDE/RF/7)**

Date Recorded:	Reference Number:
Name and address of caller	
Telephone number of caller	
Time and Date of call	
Nature of complaint (noise, odour, dust, other) (date, time, duration)	
Weather at the time of complaint (rain, snow, fog, etc.)	
Wind (strength, direction)	
Any other complaints relating to this report	
Any other relevant information	
Potential reasons for complaint	
The operations being carried out on site at the time of the complaint	
Follow Up	
Actions taken	
Date of call back to complainant	
Summary of call back conversation	
Recommendations	
Change in procedures	
Changes to Environmental Management System (EMS)	
Date changes implemented	
Form completed by	
Signed	
Date completed	

COMPLAINT RECORDING PROCEDURE:

Any complaints received will be recorded on form CDE/RF/7. This form will normally be completed, signed and dated by the Site Manager; if they are not available the Office Manager will complete the form.

- 1) The name, address and telephone number of the caller will be requested.
- 2) Each complaint will be given a reference number.
- 3) The caller will be asked to give details of:
 - a) the nature of the complaint;
 - b) the time;
 - c) how long it lasted;
 - d) how often it occurs;
 - e) Is this the first time the problem has been noticed; and
 - f) what prompted them to complain.
- 4) The person completing the form will then, if possible, make a note of:
 - a) the weather conditions at the time of the problem (rain, snow, fog etc.);
 - b) strength and direction of the wind; and
 - c) the activity or activities taken place on the site at the time the noise was detected, particularly anything unusual.
- 5) The reason for the complaint will be investigated and a note of the findings added to the report.
- 6) The caller will then be contacted with an explanation of the source of the complaint if identified and the action taken to prevent a recurrence of the problem in future.
- 7) If the caller is unhappy about the outcome or unwilling to identify themselves the caller will be invited to contact the Environment Agency and or the Local Authority.

Note: Following any complaint the relevant management plan(s) will be reviewed to ensure appropriate actions are in place to counter any problems.