





KEY.

-  INSTALLATION BOUNDARY
-  PROCESS LIQUOR / DRAINAGE TO WWTW INLET
-  CENTRATE & THICKENING LIQUORS
-  SURFACE WATER DRAINAGE

A	MD	SW	JP	FOR PERMITTING	09.21
VERSION	DRWN	CHKD	REVD		DATE



YorkshireWater



YORKSHIRE WATER SERVICES LTD
ENVIRONMENTAL PERMITTING

WOODHOUSE MILL SLUDGE TREATMENT FACILITY
DRAINAGE LAYOUT
SHEET 1 of 1

SCALE	1:1,500	SHEET SIZE	A3
DRAWING NUMBER	FIGURE 4 - DRAINAGE LAYOUT PLAN	REVISION	A