


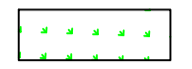

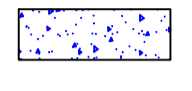


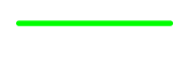


-  Slurry Transfer
-  Clean Water Drainage
-  Emission Point
-  Grass
-  Planting
-  Hardcore
-  Concrete
-  Slurry Pump Manhole
-  Site Boundary

