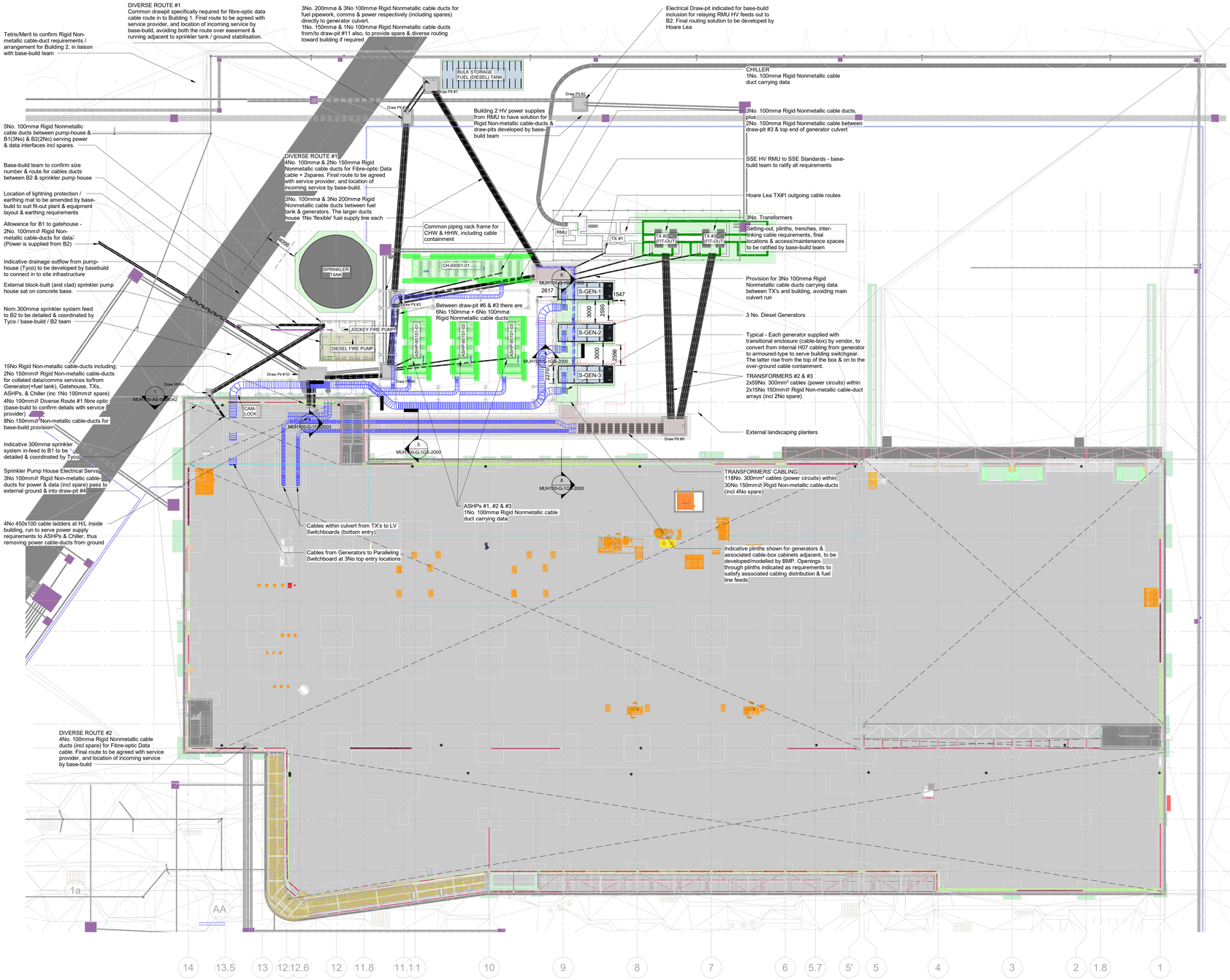


**NOTES** (CONTINUED FROM NOTES TO RIGHT)

18. HOARE LEA TO CONFIRM W/HICH DRAW/PIT, EITHER #6 OR #3, WILL BE PROVIDED WITH A COILED EARTHING CONNECTION TAPE/CABLE, FOR SUBSEQUENT CONNECTION TO TENANT FIT-OUT SWITCHGEAR EARTHING.
19. EARTHING OF EXTERNAL PLANT & EQUIPMENT SHALL BE INCLUDED IN THE BELOW GROUND STRATEGY IN ASSOCIATION WITH HRLs LIGHTNING PROTECTION STRATEGY.
20. BASE-BUILD TEAM TO PROVIDE DETAILS ON THE GROUND RESISTIVITY FOR THE PURPOSES OF EARTHING
21. BASE-BUILD LIGHTNING PROTECTION RISK ASSESSMENT TO BE PROVIDED.
22. PLEASE NOTE - CHANGES MADE TO THE LINKED FILE FROM HOARE LEA BELOW-GROUND M&E SERVICES HAVE NOT BEEN CLOUDED/BUBBLED. PLEASE REFER TO HRL TRANCHE OF DRAWINGS 3104045-HLEA-XX-XX-DR-U-500100 TO 500112

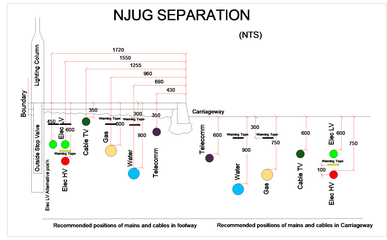


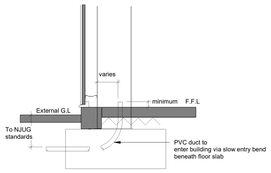


Typical Cable Duct Entry Detail

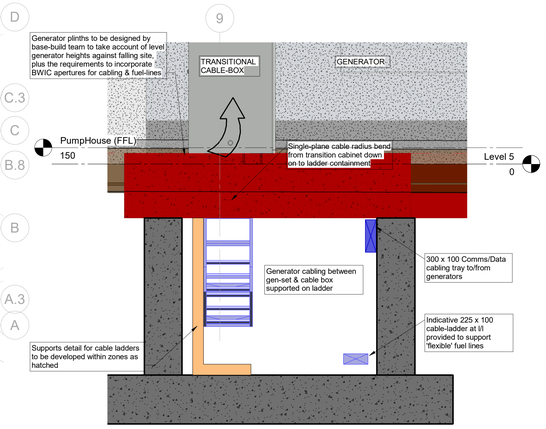


4 Section 4
1 : 20

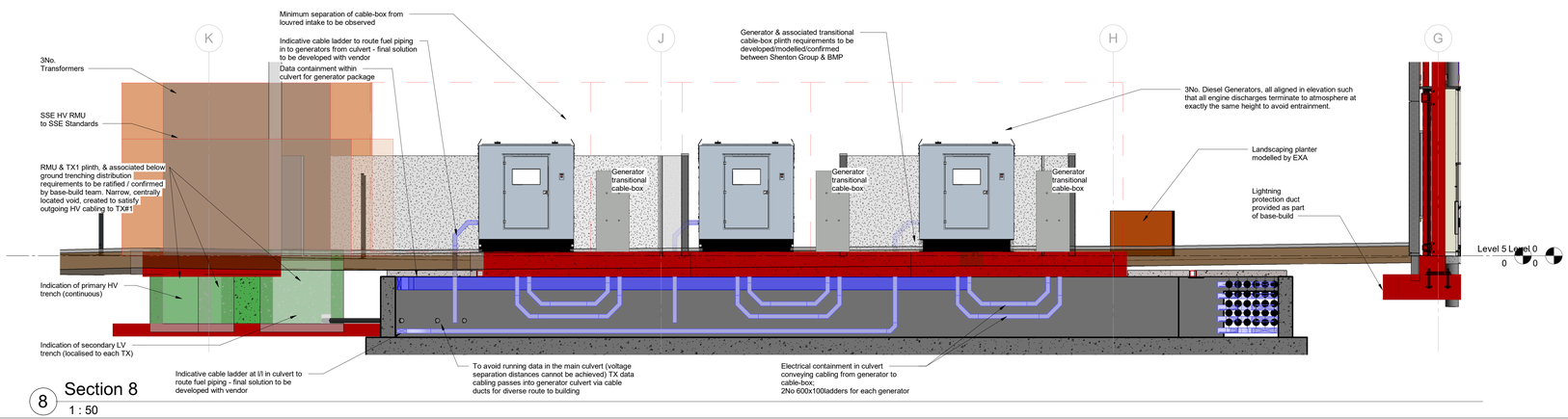


8 Section 8
1 : 50

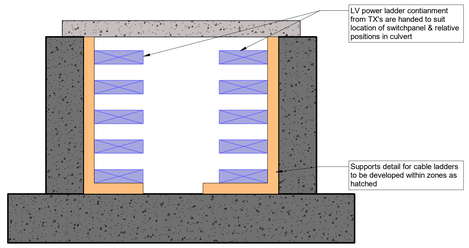


5 Section 5
1 : 20

**NOTES**

1. DRAWING & MODEL NEEDS TO READ IN CONJUNCTION WITH THE HOARE LEA PACKAGE OF INFORMATION & CTG FEDERATED NAVISWORKS MODEL MUH100-COR-CTG.
2. HV/LV TRANSFORMERS SHALL BE PROVIDED WITH TEMPERATURE MONITORING CONTROL LINK TO THE BMS SYSTEM.
3. METERS TO BE PROVIDED ON OUTGOING CIRCUITS AND LINKED TO THE BMS SYSTEM.
4. ALL DETAILS SHOWN REPRESENT THE MINIMUM REQUIREMENTS FOR THE CONTRACT. THE CONTRACTOR IS RESPONSIBLE FOR THE DETAILED DESIGN TO VERIFY THE INFORMATION PROVIDED
5. THE CONTRACTOR SHALL BE DEEMED TO HAVE INCLUDED ALL NECESSARY PROVISION OVER AND ABOVE THE MINIMUM REQUIREMENTS INDICATED ON THIS DRAWING AND DESCRIBED IN THE SPECIFICATION, TO ACHIEVE THE DESIGN CRITERIA AND TO PROVIDE A COMPLETE AND FUNCTIONAL INSTALLATION.
6. ALL CIRCUIT BREAKERS SHALL ACHIEVE THE MAXIMUM DISCONNECTION TIMES AS REQUESTED IN BS 7671
7. SUB MAIN CABLES ARE EITHER SINGLE OR MULTICORE 90° C RUN TO 70°C ARMOURED LOW SMOKE HALOGEN FREE.
8. ALL ARMOURED CABLES WILL HAVE THE ARMOUR USED AS CPC IN ADDITION TO THE SEPARATE CPC.
9. ALL VENDOR PANELS TO BE PROVIDED WITH A LOCAL ISOLATOR. SIZE TO BE CONFIRMED DURING DETAILED DESIGN.
10. ALL EQUIPMENT IS TO BE LOCATED UPON STRUCTURAL CONCRETE PLINTHS, DESIGN BY BMP. BASES / PLINTHS / TRENCHES REQUIRED TO INSTALL EQUIPMENT TO MANUFACTURERS / VENDORS LEVELLING ACCURACY & FM GLOBAL GUIDELINES
    A. SPECIFICALLY, PLEASE NOTE THAT THE FM GLOBAL REQUIREMENTS FOR TRANSFORMERS, GENERATORS & FUEL STORES ARE THAT THEY NEED TO FALL AWAY FROM THE BUILDING
11. ANY REFERENCE TO DUCTING OR DRAW-PIT DEPTHS ARE NOTIONAL ONLY, AND THE BASE-BUILD CONTRACTOR SHALL COLLATE THIS IN CONJUNCTION WITH THE BASE-BUILD CONSULTANTS TEAM TO ENSURE COORDINATION WITH, BUT NOT LIMITED TO, MAINS INCOMING SERVICES (WATER, TELECOMMS ETC), LIGHTNING PROTECTION CABLE-DUCTS, CAR-PARK LIGHTING, RISING MAIN EASEMENT, BUILDING 2 SERVICES etc. ALSO REFER TO HOARE-LEA DRAWINGS.
12. CABLE-DUCT SIZES INDICATED ON THIS DRAWING ARE TO BE INTERPRETED AS CLEAR INTERNAL DIAMETER. WHERE THAT DIAMETER IS NOT AVAILABLE FROM SUPPLIERS, THE NEXT AVAILABLE LARGER SIZE SHALL BE INSTALLED, TAKING IN TO ACCOUNT LARGER BENDING RADII.
13. SLOW RADIUS BENDS FOR CABLE-DUCTS SHALL BE USED THROUGHOUT, WITH PARTICULAR ATTENTION TO THE FIBRE-OPTIC CABLE REQUIREMENTS FROM SERVICE PROVIDER.
14. THE CONCRETE BASES FOR THE GENERATORS SHALL HAVE A COPPER EARTH MAT INSTALLED WITH COPPER TAPE, LEFT AT EACH CORNER OF THE CONCRETE BASE.
15. THE LOCATION OF THE HV EARTH MAT TO BE INDICATED BY THE BASE BUILD TEAM.
16. SPRINKLER TANK & BUILDINGS' PIPED FEED DETAILS TO BE DEVELOPED BY TYCO, INCLUDING THE DEVELOPMENT OF A SINGLE TANK ADJACENT TO BUILDING 1, SERVING BOTH BUILDINGS 1 & 2. DIESEL PUMP-HOUSE DESIGN (BRICK BUILT). PLINTH / PIT DETAILS TO BE DEVELOPED BY BMP
17. CONCRETE PAD FOUNDATION INVERT LEVELS TO BE DEVELOPED BY BMP IN CONJUNCTION WITH THE PROPOSED CABLE DUCT ROUTINGS TO COORDINATE IN GROUND
18. CABLE DUCTS & ASSOCIATED FITTINGS HAVE BEEN BASED ON POLY-PIPE RIGIDUCT
19. LIGHTNING PROTECTION
    A. EACH GENERATOR TO HAVE A COPPER TAPE RUN FROM AN EARTH ROD AT EACH CORNER OF EACH GENERATOR
    B. AIR SOURCE HEAT PUMPS AND CHILLER TO HAVE A COPPER TAPE FROM AN EARTH ROD AT EACH CORNER OF EACH PIECE OF EQUIPMENT.
    C. THE SPRINKLER TANK TO HAVE A MINIMUM OF 2 NO. EARTH TAPES RUN FROM EARTH RODS.
    D. LIGHTNING PROTECTION REQUIREMENTS FOR THE RMU AND TRANSFORMERS TO BE PROVIDED BY SSE ALONG WITH REQUIREMENTS FOR HV AND LV EARTH MATS
    E. LIGHTNING PROTECTION REQUIREMENTS FOR BUILDING 2 TO BE PROVIDED BY TETRIS/MERIT.

(SEE CONTINUATION ABOVE WITHIN DRAWING BORDER)

CONTRACTOR
CLARK, RICHARDSON AND BISKUP CONSULTING ENGINEERS, INC.
CRB ARCHITECTS-ENGINEERS P.C.
101 STATION LANDING
SUITE 210
MEDFORD, MA 02155
PHONE: 617-475-3050
FAX: 617-475-3052

Integrated Project Services
Engineering Design/Build Compliance Consulting
The Crescent
Birmingham Business Park
Birmingham
B37 7YE
UNITED KINGDOM
+44(0) 121 289 3471

KEYPLAN

PROJECT NORTH | STAMP

| REV | DATE | DESCRIPTION | BY | CHK/APP |
|---|---|---|---|---|
| - | 05NOV23 | ENVIRONMENTAL IMPACT ASSESSMENT - INFORMATION ONLY | FN | |
| C1 | 03OCT23 | REVISED CONSTRUCTION STAGE ISSUE | FN | GT/KJ |
| C0 | 29JUN23 | CONSTRUCTION STAGE ISSUE | FN | GT/KJ |

STATUS: FOR INFORMATION ONLY

CONFIDENTIAL
DO NOT DISTRIBUTE OUTSIDE OF MODERNATX, INC. WITHOUT WRITTEN PERMISSION.

moderna

SITE: PROJECT RESILIENCE
BUILDING: DS BUILDING
TITLE: EXTERNAL SITE SERVICES PLAN (FIT-OUT)

| ASSET ID | PROJECT NO. | DISCIPLINE | | |
|---|---|---|---|---|
| | 22332 | GENERAL | | |
| DRAWING NO. | VEEVA NO. | SCALE | SHT | REV |
| MUH100-G-1GS-2000 | | As indicated | | C1 |

05/12/2023 11:57:17