



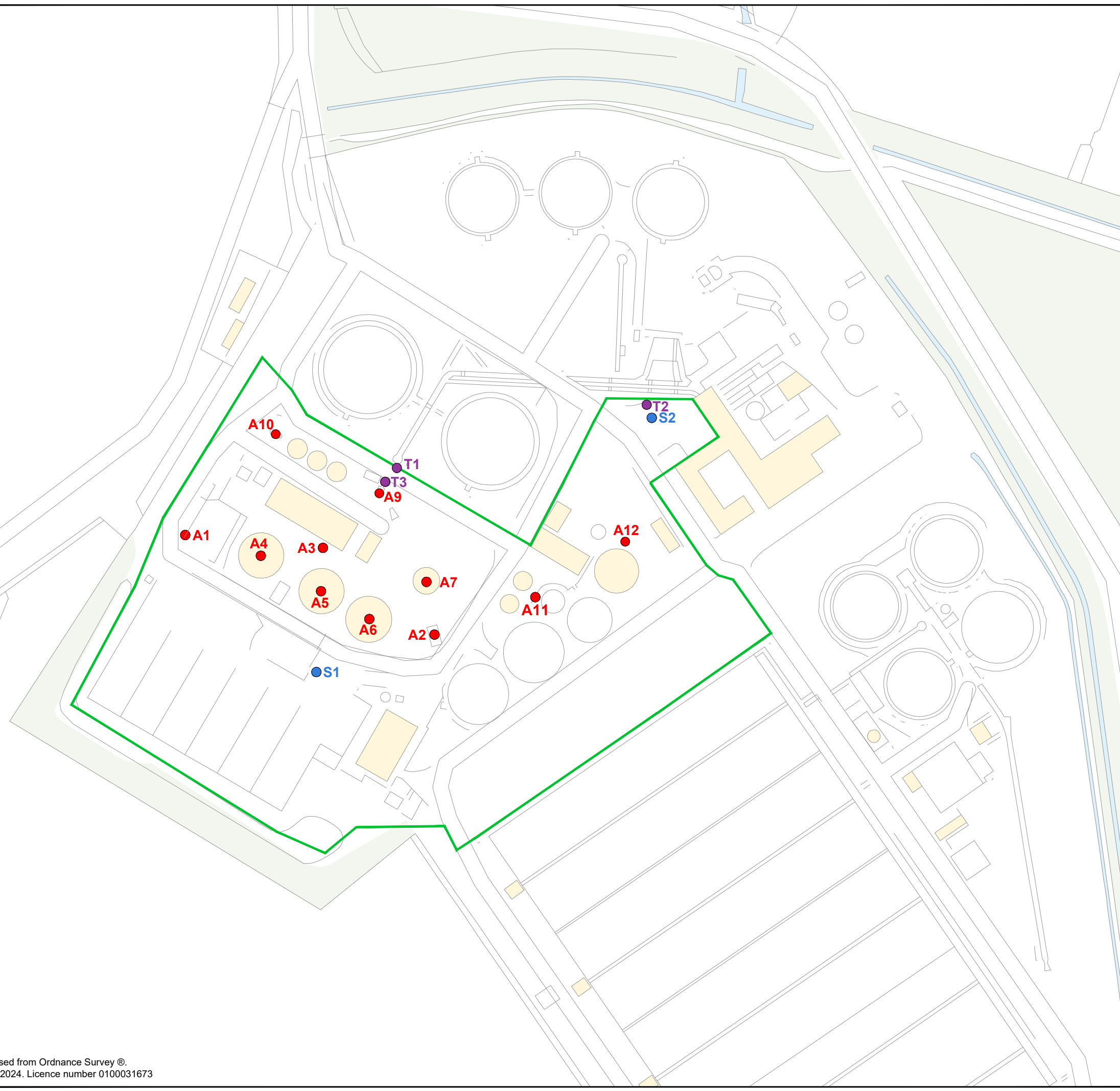




- KEY:**
-  Installation Boundary
  -  Air Emission Point
  -  Liquor Transfer Point
  -  Sampling Point

- A1 - CHP
- A2 - Emergency Flare
- A3a/b - Boilers
- A4-A6 - 6 Digester Storage Tanks
- A7 - Digester Storage PRV
- A9 - Biofilter OCU
- A10 - Chemical OCU
- A11 - Chemical OCU
- A12 - Chemical OCU
  
- S1 - Dewatering Liquors Sampling Point
- S2 - Head of Works Sampling Point
  
- T1 - Drainage Transfer Point
- T2 - Head of Works Import Transfer Point
- T3 - Sludge Transfer Point



Rev	Rev. Date	Purpose of revision	Drawn	Checked	Rev'd	Apprv'd
P05	AUG. 2024	FOR INFORMATION	AR	MM	JK	MM

**Jacobs**  
2 Colmore Sq, 38 Colmore Circus Queensway, Birmingham, B4 6BN  
Tel: +44(0)121 237 4000  
www.jacobs.com

Client: **SEVERN TRENT**

Project: **STC IED PERMIT NEWTHORPE STW**

Drawing title: **FIGURE 2  
INSTALLATION BOUNDARY  
AND AIR EMISSION POINTS**

Drawing status: **PERMITTING**

Scale: 1:1250 @ A3 **DO NOT SCALE**

Jacobs No. B19589DB Rev **P05**

Client no. **P05**

Drawing number: **B19589DB-JAC-NPE-DR-0002**

© Copyright 2023 Jacobs U.K. Limited. The concepts and information contained in this document are the property of Jacobs. Use or copying of this document in whole or in part without the written permission of Jacobs constitutes an infringement of copyright. Limitation: This drawing has been prepared on behalf of, and for the exclusive use of Jacobs' Client, and is subject to, and issued in accordance with, the provisions of the contract between Jacobs and the Client. Jacobs accepts no liability or responsibility whatsoever for or in respect of any use of, or reliance upon, this drawing by any third party.

I:\enviros\Design\PROJECTS\KUB\1958992\Newthorpe\Figures\B1958992-JAC-NPE-DR-0002-P05.dwg - 14/08/2024 16:01:44 - A3L\_Vert - AL Roberts