Prologis UK Limited

HEMEL HEMPSTEAD MAYLANDS DC3A

Verification report

70076442 -VER
NOVEMBER 2021

PUBLIC

Prologis UK Limited

HEMEL HEMPSTEAD MAYLANDS DC3A

Verification report

TYPE OF DOCUMENT (VERSION) PUBLIC

PROJECT NO. 70076442

OUR REF. NO. 70076442 -VER

DATE: NOVEMBER 2021

Prologis **UK Limited**

HEMEL HEMPSTEAD MAYLANDS DC3A

Verification report

WSP

Unit 9, The Chase
John Tate Road, Foxholes Business Park
Hertford
SG13 7NN

Phone: +44 1992 526 000

Fax: +44 1992 526 001

WSP.com

QUALITY CONTROL

Issue/revision	First issue	Revision 1	Revision 2
Remarks	Final		
Date	November 2021		
Prepared by	Sam John		
Signature			
Checked by	Alex Mann		
Signature			
Authorised by	Alex Mann		
Signature			
Project number	70076442		
Report number	70076442 -VER		
File reference	\\uk.wspgroup.com\Central Data\Projects\700537xx\70053735 - Maylands Avenue, Hemel\03 WIP\verification		

CONTENTS

1	**INTRODUCTION AND OBJECTIVES**	**1**
1.1	AUTHORISATION AND PURPOSE OF ASSESSMENT	1
1.2	BACKGROUND	1
1.3	INTERIM REPORT SUMMARY	1
1.4	OBJECTIVES	2
1.5	SCOPE OF WORKS	2
1.6	PARTIES INVOLVED	3
1.7	RELEVANT DOCUMENTATION	3
1.8	LIMITATIONS	3
2	**SUMMARY OF VERIFICATION WORKS UNDERTAKEN**	**4**
2.1	REMEDIATION WORKS	4
2.2	EARTHWORKS TO FORMATION LEVEL	4
2.3	PILING PLATFORM	4
2.4	SUITABILITY OF RE-USE	5
2.5	UNEXPECTED CONTAMINATION	6
2.6	OFF SITE DISPOSAL	7
2.7	GROUND IMPROVEMENTS	7
2.8	STOCKPILE FATE	8
2.9	IMPORTED MATERIAL - TOPSOIL	9
2.10	BOREHOLE DECOMMISSIONING	9
3	**CONCLUSIONS**	**10**
3.1	CONCLUSIONS	10
3.2	FURTHER WORKS	10

APPENDICES

APPENDIX A - WSP INTERIM REPORT

APPENDIX B - LIMITATIONS

APPENDIX C - VOLKER FITZPATRICK CLOSE OUT REPORT

1 INTRODUCTION AND OBJECTIVES

1.1 AUTHORISATION AND PURPOSE OF ASSESSMENT

WSP was instructed by Prologis UK Limited (the Client) to produce a verification report for the proposed redevelopment of Maylands Avenue, Hemel Hempstead (the Site).

This verification report is in relation to the Hemel Hempstead Maylands DC3a redevelopment, the site location plan is shown in **Figure 1** within **Appendix A**).

1.2 BACKGROUND

The site is approximately 4.83 ha in area and was generally flat with gentle sloping toward the south, in the middle of the site a stepped plateau can be observed.

The proposed development at the site will comprise a single warehouse/distribution unit, with first and second floor office located on the south-western elevation, two storey hub office at the north-eastern corner and a gatehouse. As well as the associated ancillary office element, the building will have loading and delivery bays and areas for HGV, staff and visitor parking. The proposed layout is shown in **Figure 2** within **Appendix A.**

From 1969 the site was occupied by Lucas Aerospace. Five above ground storage tanks were situated in the north-eastern corner of the site. The site was extended in 1986 to cover north of the site and subsequently demolished in 2002. Since then, the site has undergone various phases of enabling works to remove soft landscaping and hardstanding. From these enabling works and from development works to the north of the site have been left in stockpile including soils and demolition materials.

WSP has undertaken:

- Preliminary Risk Assessment, Maylands Avenue, Hemel Hempstead, dated November 2018.
- Generic quantitative Risk Assessment, Maylands Avenue, Hemel Hempstead, dated February 2019.
- Materials Management Plan, March 2019.
- Stockpile sampling, October 2019.
- Remediation Method Statement Maylands Avenue, Hemel Hempstead, dated July 2020.
- Remediation Method Statement addendums dated July 2020 and November 2020.
- Further sampling during monitoring of stockpile screening, October- December 2020.
- Observations of Removal of Asbestos.
- Production of Interim Verification Note, dated May 2021 (attached as **Appendix A**)
- Observation of ground works and cut and fill exercise, February – August 2021

1.3 INTERIM REPORT SUMMARY

WSP produced an interim verification note following the onsite processing of the site inherited stockpiles. This note outlined further sampling works that have been undertaken as well as localised asbestos removal works.

Previous works on the site have comprised the sorting, screening, and crushing of existing stockpiles. 29 stockpiles of varied materials including soils and demolition type material were present on site. These are present from the enabling works onsite and arising from the site to the north (at the time the sites were part of

one larger site and planning application). The locations of the stockpiles are shown on **Figure 3** in **Appendix A**.

71 samples were taken by WSP in October 2019 as part of this assessment to demonstrate re-use suitability.

Following this, in preparation for the required earthworks and development plateau creation, the existing stockpiles were required to be sorted and assessed for an end use.

These works were undertaken by AR Demolition between October – December 2020 with WSP undertaking monitoring during the works and taking additional samples of newly created stockpiles as part of the requirements in the remediation strategy and the Materials Management Plan. The subsequent stockpile layout is shown in **Figure 4** in **Appendix A.**

The findings of this exercise are shown in **Appendix A.**

These stockpiles (herein referred to as the AR Demolition Stockpiles) have been re-used, alongside site won soils as part of the final development plateau creation undertaken prior to the construction of the proposed building by Volker Fitzpatrick (VFL) between February and August 2021.

The findings of this exercise are discussed within this report.

This Verification Report has been prepared to support the discharge of **Planning Condition 13 and 14 (4/01922/19/MFA).**

1.4 OBJECTIVES

This verification report is intended to provide suitable evidence that the associated remediation activities specified in the Remediation Method Statement are subsequently implemented to provide overall betterment of the site and suitability for proposed commercial use.

1.5 SCOPE OF WORKS

In order to meet the objectives stated in **Section 1.4**, the following scope of works was undertaken by WSP:

- Further sampling to be undertaken during the earthworks which will comprise sampling of
  - Newly site won soils
  - Further testing of SP C (Heap 6) to reduce amount of material removed from site
  - Any unforeseen contamination
- Information was obtained relevant to remediation works including:
  - Identification of any further contamination encountered during the works, where this was located and how it was managed;
  - Details of any materials imported and exported from and to site; and
  - Management of waste materials
- Provide a final verification report noting all actions completed in accordance with the remediation method statement and identify any actions that are currently outstanding.

1.6 PARTIES INVOLVED

- Client: Prologis UK Limited
- Remediation Contractor: Volker Fitzpatrick (VFL)
- Consultant Engineers: WSP

1.7 RELEVANT DOCUMENTATION

This verification report should be read in conjunction with:

- Preliminary Risk Assessment, Maylands Avenue, Hemel Hempstead, dated November 2018 (Ref: 70053735-PRA).
- Generic quantitative Risk Assessment, Maylands Avenue, Hemel Hempstead, dated February 2019 (Ref: 70053735-GQRA).
- Materials Management Plan, March 2019 (Ref: 70053735-MMP).
- Remediation Method Statement Maylands Avenue, Hemel Hempstead, dated July 2020 (Ref: 70053735-RMS).
- Interim Verification Note, Maylands Avenue, Hemel Hempstead dated May 2021

1.8 LIMITATIONS

This report is addressed to and may be relied upon by Prologis UK Limited It may not be relied upon or transferred to any other parties without the express agreement of WSP in writing. The report should be read and used in full. No responsibility will be accepted where this report is used, ether in its entirety or in part, by any other party. WSP cannot be held liable for third party information.

The limitations of this assessment are attached in **Appendix B.**

2 SUMMARY OF VERIFICATION WORKS UNDERTAKEN

2.1 REMEDIATION WORKS

In accordance with the WSP Remediation Method Statement and Earthworks Specification, to create the development platform, an earthworks operation was required utilising both the AR Demolition stockpiles and cut/fill operation of in-situ soils.

The reuse of historical stockpiles and excavated soils was facilitated by a Materials Management Plan under the CL:aire DoWCoP using a route A sign of origin approach.

2.2 EARTHWORKS TO FORMATION LEVEL

Earthworks were undertaken onsite by Volker Fitzpatrick utilising both the stockpiles generated during the AR Demolition works as well as the subsequent cut/fill operation of in-situ soils undertaken by Volker Fitzpatrick. Hardstanding and underground structures, including concrete and asphalt was crushed onsite for reuse.

Filling to formation (southern section of site) as shown in Appendix A of the VFL report (**Appendix C**) was undertaken using class 1 and 2 materials.

Fill materials were placed in 300mm layers and compacted as per table 6/4 of the specification of highways works series 600 with the fill operation continuing until the required formation level had been achieved.

The Material Movement sequence is shown in Appendix A of the VFL report (**Appendix C**) with photos of the works shown in Appendix H of the VFL report (**Appendix C**).

A Portion of the stockpiled (AR Demolition piles) were above optimum moisture content and had to be stabilised with lime to achieve the required compaction.

Table 2-1 provides a summary of the volumes of materials used as fill as part of this earthwork's operation.

Table 2-1 - Volumes of Materials used as fill as part of Earthwork's operations:

Material/Source	Volume (m^3)
AR Demolition Stockpiles	24,185
VFL Cut Class 1 and 2 Material	17,924

A total of 42,109 m^3 was utilised as fill to create the development platform to foundation level. An as-built earthworks drawing is provided in Appendix A in the VFL report (**Appendix C**).

2.3 PILING PLATFORM

Upon achieving the required formation level, a Tensar Geogrid was placed across the formation level with a 500mm overlap. 250mm of suitable material was then placed on the geogrid and compacted, to form the piling platform to underside of construction level. Materials used with be the piling platform are summarised in **Table 2-2** below:

Table 2-2 - Volumes of Materials used to form the Piling Platform:

Material/Source	Volume (m^3)
AR Demolition Stockpiled 6F2 (SP E and H)	3,493
VFL Produced 6F2 (from Cut exercise)	7,400
Asphalt 6F3 (following SP C assessment)	240

Table 2 shows that a total of 11,133m3 of 6F2/6F3 was utilised to create the piling platform. Materials movement drawings are included in **Appendix A** from the VFL report (**Appendix C**). Photos of the installation of the piling platform, are provided in Appendix H from the VFL report (**Appendix C**).

2.4 SUITABILITY OF RE-USE

Suitable for use criteria were provided within the following document: Remediation Method Statement 70053735-RMS, WSP, July 2020. It should be noted that the AR Demolition stockpiles on the site (SPA – H) had been previously validated as part of the enabling works phase. Therefore, the suitability of reuse of these stockpiles is not discussed further within this section (other than SP C in section 2.5).

As per the WSP Remediation Method Statement, site won soils and concrete (crushed by VFL) were sampled at a frequency of 1 per 1000m^3 with a total of 26 samples being obtained (soils) and 10 samples being obtained of the Crushed concrete. Chemical analysis certificates can be found within Appendix B of the VFL report (**Appendix C**). The results were screened against the soil reuse criteria within Appendix D of the WSP Remediation Method Statement, with no exceedances being identified. Therefore, all excavated soils and concrete were deemed to be suitable for reuse on site.

A copy of this re-use assessment is located within Appendix C from the VFL report (**Appendix C**).

A summary table is shown below as **Table 2-3.**

Table 2-3 – Site won testing summary

Soil type	Volume m^3	No. of samples	Validation frequency (1 Per XXm^3)	Stockpile final use
Soils won in cut exercise	17,924	26	689.38	Used in Fill exercise
Crush	7,400	10	740.00	Used in piling mat

2.5 UNEXPECTED CONTAMINATION

2.5.1 COAL TAR IMPACTED ASPHALT

Samples taken during the sorting of the stockpiles by AR Demolition and the subsequent production of the Interim Verification Technical noted undertaken by WSP identified that material in SP C would be unsuitable for reuse at the site and therefore would require removal. This was determined as the material was deemed to be impacted with Coal Tar based around the below identifiers:

- Benzo(A)Pyrene concentration >100mg/kg
- Sum of PAHs concentrations excluding Benzo(A)Pyrene >1000mg/kg
- Total Phenol above the Limit of Detection.

A subsequent inspection by WSP and VFL showed that impacted and non-impacted asphalt had become mixed. On this basis it was proposed to utilise Regulatory Position Statement 75 using treated asphalt. RPS75 allows for the treated coal tar impacted asphalt to be reused following stabilisation if the following factors can be achieved:

- The treated material meets the requirements of clause 948, ex-situ cold recycled bound material within the Specification of Highways works Series 0900, or clauses 810 to 880 for cement and other hydraulically bound mixtures within Specification of Highways Works Series 0800;
- The material is used only in bound sub-surface layers e.g. sub-base, and binding layers;
- The relevant objectives of the waste framework directive are met;
    - Waste management is carried without endangering Human Health
    - Without risk to water, air, soil, plants and animals;
    - Without causing nuisance through dust and odours; and
    - Without adversely affecting the countryside or places of special interest.

Design mix trials were undertaken by Combined Stabilisation to comply with clauses 810 to 880 of SHW 0800. With the selected design mix being subjected to 28-day tank tests to show their will no detrimental effects to controlled waters. Following receipt of the results of the 28-day tank tests, the stabilised material was found to still be leaching PAHs. In some cases, these results where above the Drinking Water Standards, as such the use of RPS 75 was not taken any further. The results of the 28-day tank tests are available in Appendix B from the VFL report (**Appendix C**).

Due to the mix of both coal tar impacted and non-impacted asphalt, as decision was made to undertake a detailed waste classification exercise to reduce the total volume of asphalt (SP C) to be disposed offsite. The asphalt was placed in two areas of c.1200m^2 in 200mm layers, with a grid 10m x 10m grid being placed over each area. Each grid square was given a unique identifier and drawing showing this testing grid is presented in Appendix A from the VFL report (**Appendix C**). 1No sample was obtained from each grid square which were scheduled for the below analysis, with a total 20No sample being obtained:

- PAHs US EPA 16
- Total Phenol

Upon receipt of the analysis, a coal tar assessment was undertaken as discussed above, which concluded 9No. samples contained coal tar and would be required to be disposed from site. The offsite disposal off the coal tar impacted asphalt is discussed further in section 2.6. A copy of the chemical analysis of the asphalt can

be found within Appendix B from the VFL report (**Appendix C**) and the coal tar assessment is in Appendix D from the VFL report (**Appendix C**).

The remainder of the material was reused within the fill exercise and left insitu following testing as shown as on the drawings in Appendix A of the VFL report (**Appendix C**).

2.6 OFF SITE DISPOSAL

2.6.1 COAL TAR IMPACTED ASPHALT

As per the guidelines from the Remediation Method Statement 70053735-RMS, WSP, July 2020, Disposal of the Coal Tar impacted asphalt (17 03 01) was undertaken between 3rd August 2021 and the 20th August 2021. Haulage was undertaken by Acer Plant and Haulage limited (CBDU246969) and was sent for recovery at Meece Landfill (EPR/BV4967IW). Copies of the Environmental Permit and Waste Carriers licence are provided within Appendix F of the VFL report (**Appendix C**). At total of 25 loads equating to 466.18t was removed from site during this period. A summary table of loads is provided within Appendix E of the VFL report (**Appendix C**), along with copies of the consignment notes.

2.6.2 MATERIALS REMOVED FROM SITE

The following materials have been removed from site during the VFL works.

- 37.47 Tonnes of Metal;
- 12 Tonnes of Mixed Demolition waste; and
- 13.94 Tonnes of Asbestos.

Details of this, including waster transfer tickets are shown in Appendix F of the VFL report (**Appendix C**). No site won soils have been removed from site to date.

2.7 GROUND IMPROVEMENTS

2.7.1 SOIL STABILISATION

During placement of the AR Demolition stockpiles, geotechnical testing undertaken showed that some of the materials was found to be above optimum moisture content, and therefore satisfactory compaction would not be able to be completed. As such, the material was modified by the addition of 2% lime to bring the moisture content within acceptable levels for reuse and allow the material to be compacted as per 6/4 specification of highways works series 0600. Modification of soils was undertaken by Combined Soils Stabilisation Ltd.

2.7.2 VIBRO STONE COLUMNS

Following on from the earthworks, ground improvement was undertaken via the installation of Vibro Stone Columns (VSCs).

A total of 5494 VSCs being installed in locations of proposed pad foundations and internal floor slabs and were driven to a depth of 7m BGL or refusal. Locations are shown on Drawing BG000672-TCV-DC3A-BG-DR-Y-0001-C01 located within Appendix A in the VFL report (**Appendix C**).

Following VSC installation, the ground was subjected to Plate Bearing Tests to ensure the required specification had been met. Plate Bearing Tests are provided in Appendix G of the VFL Report (**Appendix C**). Photos of the VSCs being installed are provided in Appendix H of the VFL report (**Appendix C**).

2.8 STOCKPILE FATE

The AR Demolition Stockpile fate and where each stockpile was reused on site is outlined in **Table 2-4** below.

Table 2-4 – Stockpile Fate

AR Demolition Stockpile Reference	Pre-sorting stockpile reference	Volume m^3	No. of samples taken in 2019 assessment	No. of samples taken in 2020 assessment	Validation frequency (1 Per XXm^3)	Stockpile final use
A (Soils) (Heap 1)	Stockpile 2, 9, 19, 22 and 28	12,150	34	10	277.07	Used in Fill exercise (below 600mm)
B (Soils) (Heap 4)	Stockpile 1, 4, 7, 8, 10, 20, 21	8,852	20	7	327.85	Used in Fill exercise (above and below 600mm)
C (Crushed Backstop) (Heap 6)	Stockpile 14, 15, 24, 25, part of 5 and 16 (screened)	1,116	6	2	139.50	High Coal Tar impacted asphalt removed from site (466T) remainder used in fill exercise.
D (Crushed Brick and Concrete) (Heap 5)	Stockpile 6, 11, 12, 13, 27	551	5	1	91.83	Used in Fill exercise (below 600mm)
E (Crushed Brick and Concrete) (Heap 8)	Stockpile 17, 18 part of 5 and 16 (screened)	3812	2	4	476.5	Used in Fill exercise (fill or pilling mat)
F (Green Waste) (not on Figure 4)	Following vegetation removal		-	-		Chipped and removed from site
G (Site Scrapings) (Heap 7)	Following topsoil scrape	121	-	2	60.50	Used in fill exercise

H (Site bund) (Heap 9)	Present on site	424	-	2	212	Used in Fill exercise (fill and pilling mat)

2.9 IMPORTED MATERIAL - TOPSOIL

No Topsoil has been imported onto site to date. An Addendum may be required to show suitability of topsoil imported into any planters or landscaped areas.

2.10 BOREHOLE DECOMMISSIONING

No Boreholes were decommissioned during the works, boreholes noted on site were observed to be shallow and dry and therefore did not provide a path to a deeper groundwater body within the underlying principal aquifer. Boreholes were either removed during the cut exercise or buried during the subsequent fill exercise. It is WSPs opinion that the remaining wells do not provide a path to a deeper groundwater body and that the majority of the site will be overlain by hardstanding and the building footprint and therefore infiltration at the site will be limited.

3 CONCLUSIONS

3.1 CONCLUSIONS

In conclusion, it can be confirmed that the works undertaken on-site have been undertaken as per the WSP Remediation Method Statement.

VFL Works have included:

- The suitability of the subsequent excavated materials was confirmed, and the material nature was consistent with the findings of the previous ground investigations and material makeup of the site stockpiles;
- No unexpected contamination was encountered that differed visually or materially from those materials identified for re-use;
- A total of 42,109m3 of class 1 or 2 material from both the AR demolition stockpiles and the site won material was used as fill to formation to create the development platform;
- Due to above optimum moisture content some fill material required the addition of 2% lime achieve the required compaction;
- A total of 11,133m^3 of 6F2 and 6F3 has been used to create the piling platform;
- The re-used material has not created as unacceptable pollution to the environment or risk to human health;
- A total of 414T of Coal Tar Impacted Asphalt (from SP C) was disposed offsite to a fully licenced disposal facility, as this was deemed unsuitable for use;
- A total of 5,494 Vibro Stone Columns have been installed to pad foundations and internal floor slabs and subjected to plate bearing tests to show the required specification had been achieved.

3.2 FURTHER WORKS

WSP is satisfied that the site has been suitably remediated, and that no further works are considered necessary for the betterment of ground and groundwater conditions within this area of the development.

This report can be submitted to discharge **Planning Condition 13 and 14 (4/01922/19/MFA)** for the site.

An Addendum following the upcoming import and use of topsoil within proposed planters and landscaped areas should be submitted following completion of these works.

Appendix A

WSP INTERIM REPORT

PUBLIC

Martin Cooper
Prologis UK

Our Ref: 70076442

27 May 2021

Dear Martin,

Maylands Avenue, Hemel Hempstead – Interim Verification Note

INTRODUCTION

WSP provide this interim verification note with regards to the eventually closure of the Materials Management Plan (21/02/2020 16:29:02) and with regards to the contaminated land planning conditions for the proposed redevelopment at Maylands Avenue, Hemel Hempstead.

This letter has been prepared to support the discharge of **Planning Condition 13** (in relation to Application 4/01922/19/MFA). The site location is presented as **Figure 1** in **Appendix A** and proposed layout is how in **Figure 2** in **Appendix A.**

This note has been prepared following the processing of onsite stockpiles, showing their current location on site and identifying their suitability for reuse on site.

PLANNING CONDITION SUMMARY

A verification report in accordance with **Planning Condition 12** (3/14/0395/FP) is now required, the condition is noted below as follows:

13. No development approved by this permission (other than that necessary for the discharge of this condition) shall be commenced until a Remediation Method Statement report has been submitted to and approved by the Local Planning Authority.

This site shall not be occupied, or brought into use, until:

- *All works which form part of the Remediation Method Statement report pursuant to the above have been fully completed and if required a formal agreement is submitted that commits to ongoing monitoring and/or maintenance of the remediation scheme.*
- *A Remediation Verification Report confirming that the site is suitable for use has been submitted to, and agreed by, the Local Planning Authority.*

Unit 9, The Chase
John Tate Road, Foxholes Business Park
Hertford, SG13 7NN
Tel: +44 (0)1992 52600
Fax: +44 (0)1992 526001
wsp.com

WSP UK Limited | Registered address: WSP House, 70 Chancery Lane, London WC2A 1AF
Registered in England and Wales No. 01383511

PROPOSED DEVELOPMENT

The proposed development at the site will comprise a single warehouse/distribution unit, with first and second floor office located on the south-western elevation, two storey hub office at the north-eastern corner and a gatehouse. As well as the associated ancillary office element, the building will have loading and delivery bays and areas for HGV, staff and visitor parking.

The external areas will retain existing planting at the boundaries as well as providing new tree planning and landscaping throughout the site.

WORKS UNDERTAKEN

WSP have undertaken

- Preliminary Risk Assessment, Maylands Avenue, Hemel Hempstead, dated November 2018.
- Generic Quantitative Risk Assessment, Maylands Avenue, Hemel Hempstead, dated February 2019.
- Materials Management Plan, March 2019.
- Stockpile sampling, October 2019.
- Remediation Method Statement, Maylands Avenue, Hemel Hempstead, dated July 2020.
- Remediation Method statement addendums dated July 2020 and November 2020.
- Further sampling during monitoring of stockpile screening, October – December 2020.
- Observation of Removal of Asbestos

Recent works on the site have comprised the sorting, screening and crushing of existing stockpiles. 29 stockpiles of varied materials including soils and demolition type material were present onsite. These are present from the enabling works onsite and arisings from the site to the north (at the time the sites were part of one larger site and planning application). The locations of the stockpiles are shown on Figure 3 in **Appendix A.**

71 samples were taken by WSP in October 2019 as part of this assessment to demonstrate suitability.

In preparation for the required earthworks and development plateau creation, the existing stockpiles were required to be sorted and assessed for an end use.

WSP therefore undertook site monitoring during the works and took additional samples of newly created stockpiles as part of the requirements in the remediation strategy and the Materials Management plan. The current stockpile layout is shown on **Figure 4** in **Appendix A.**

EXCAVATIONS

Minor excavations comprising asbestos removal in shallow trenches were currently being completed onsite. These works are reported in **Appendix E.**

MATERIAL REMOVED FROM SITE

No site won soils have been removed from the site to date.

37.47 Tonnes of Metal, 12 Tonnes of Mixed Demolition waste and 13.94 Tonnes of Asbestos have been removed from site. Details of this, including transfer tickets are shown in **Appendix E**.

MATERIAL IMPORTED TO SITE

No materials have been imported to the site to date.

SCREENING

Stockpile 21 was screened to remove obstructions and oversize material. This was subsequently crushed and added to Stockpile E (Heap 8)

UNFORSEEN CONTAMINATION

During the removal of Stockpile 19, Asbestos lagging (Amosite insultation) was noted to be present in the underlying ducts. Prologis instructed AR Demolition to remove the lagging. The HSE was notified of these works on 13/11/2020 with removal works being completed in December 2020. Details of these works are outlined in **Appendix E.** 13.94 Tonnes of Asbestos have been removed from site.

VALIDATION WORKS

Further validation testing has been undertaken at the site and is outlined in the table below.

The current stockpile layout is shown on **Figure 4** in **Appendix A.**

Photographs of each stockpile are included in **Appendix B.**

Certificates of Reoccupation with regards to the Asbestos Removal works are included in **Appendix E.**

NEW STOCKPILE REFERENCE	SOURCE (OLD STOCKPILE REFERENCE)	VOLUME M3	NUMBER OF SAMPLES TAKEN IN 2019 ASSESSMENT	NUMBER OF SAMPLES TAKEN IN 2020 ASSESSEMENT	VALIDATION FREQUENCY (1 PER XXM3)	HIGHEST BENEFICIAL USE	COMMENTS
A (Soils) (Heap 1)	Stockpile 2, 9, 19, 22 and 28	12,150	34	10	277.07	Below 600mm or hardstanding	No further testing required
B (Soils) (Heap 4)	Stockpile 1, 3,4,7,8,10,20,21	8,852	20	7	327.85	Top 600mm	No further testing required
C (Crushed Blacktop) (Heap 6)	Stockpile 14,15, 24, 25. part of 5 and 16 (screened)	1,116	6	2	139.50	Unlikely suitable for reuse due to elevated Speciated PAH concentrations indicating presence of coal tars.	Likely required to be removed off site, further testing will be undertake to attempt to reduce amount removed from site.
D (Crushed Brick and Concrete) (Heap 5)	Stockpile 6,11,12,13,27	551	5	1	91.83	Below 600mm or hardstanding	No further testing required.
E (Crushed Brick and Concrete) (Heap 8)	Stockpile 17, 18 part of 5 and 16 (screened)	3812	2	4	476.5	Top 600mm as engineered fill or piling mat	No further testing required
F (Green Waste) (not on Figure 4)	following vegetation removal		-	-		Likely to require chipping / removal	Green Waste
G (Site scrapings) (Heap 7)	Following topsoil scrape	121	-	2	60.50	Commercially suitable however likely to require off siting due to vegetation composition	Likely required to be removed off site.

Unit 9, The Chase
John Tate Road, Foxholes Business Park
Hertford, SG13 7NN
Tel: +44 (0)1992 52600
Fax: +44 (0)1992 526001
wsp.com

WSP UK Limited | Registered address: WSP House, 70 Chancery Lane, London WC2A 1AF
Registered in England and Wales No. 01383511

H (Site bund) (Heap 9)	Present on site	424	-	2	212	Top 600mm as engineered fill or piling mat	No further testing required

**Heap 2 and 3 considered part of Heap 1.*

Further details are outlined in **Appendix C** and chemical testing certs are attached in **Appendix D.**

WORKS NOW REQUIRED

Further sampling will be undertaken during the earthworks which will comprise sampling of

- Newly site won soils
- Further testing of SP C (Heap 6) to reduce amount of material removed from site (strategy to be agreed)
- Any unforeseen contamination

These will be tested at a frequency as per table 6 in the WSP Remediation Method Statement.

A final verification report will then be provided to be submitted to Dacorum Borough council to allow the discharge of Planning Condition 12

CLOSURE

We trust this is the information you require. We would be grateful for your review and confirmation that the summary provided is acceptable for discharge of **Planning Condition 12 for Phase 1.**

Yours sincerely

for **WSP UK Ltd**

Alex Mann
Associate
WSP
Alex.mann@wsp.com
01992 526000

Encl. *Appendix A - Figures*
Appendix B – Stockpile Photographs
Appendix C – Stockpile sampling details
Appendix D – Chemical Certs
Appendix E – AR Demolition Completion report

APPENDIX A – FIGURES

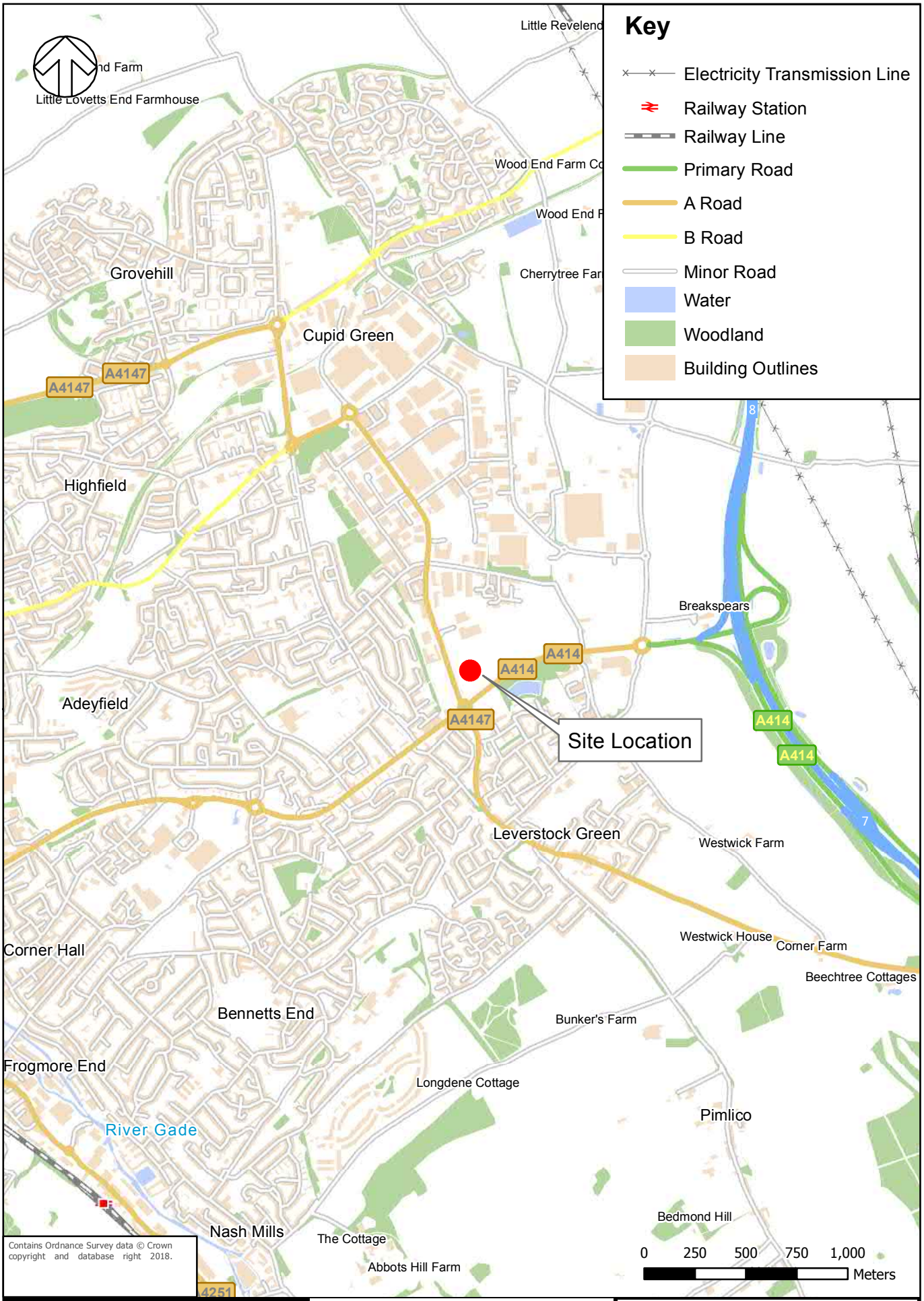

Date Modified:never

Drawn By:ZN

File:\\uk.wspgroup.com\central data\Projects\700537xx\70053735 - Maylands Avenue, Hemel\03 WIP\Appendix

wsp

TITLE:

Maylands Avenue,
Hemel Hempstead
Site Location Plan

FIGURE No:

70076442- Figure 1

Figure 2

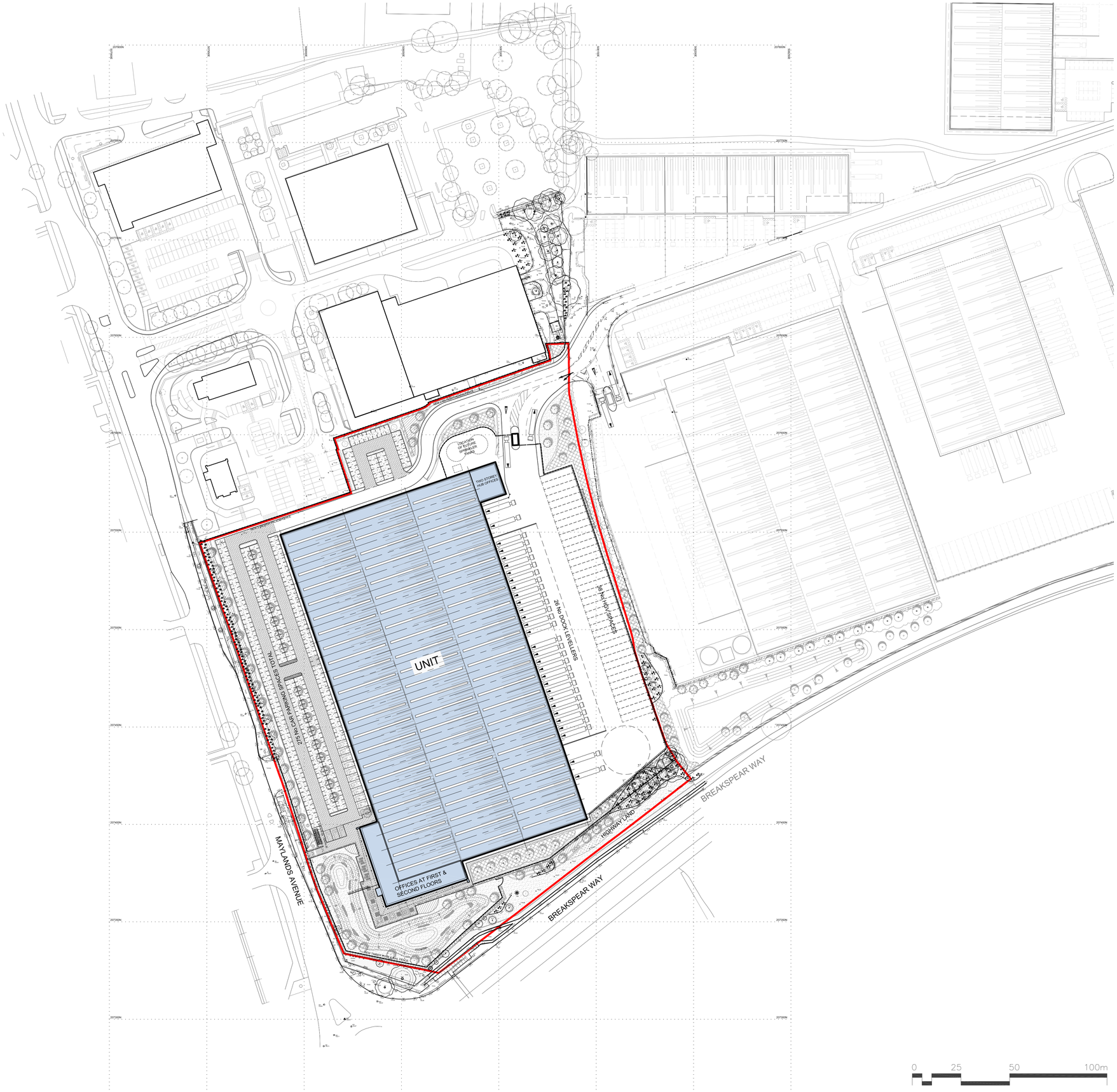

NOTES:

SUBJECT TO STATUTORY CONSENTS

BASED ON SURVEY BY GREENHATCH LTD REF: 32492_T

BASED ON OS MAP REPRODUCED BY PERMISSION OF CONTROLLER OF HM STATIONARY OFFICE (c) CROWN COPYRIGHT

COPYRIGHT RESERVED

DO NOT USE ELECTRONIC VERSIONS OF THIS DRAWING TO DETERMINE DIMENSIONS UNLESS SPECIFICALLY AUTHORISED BY MICHAEL SPARKS ASSOCIATES

IF USING AN ELECTRONIC VERSION OF THIS DRAWING FIGURED DIMENSIONS TAKE PRECEDENCE AND NOTIFY MICHAEL SPARKS ASSOCIATES OF ANY DISCREPANCIES

N

REV	DATE	NOTE	DRAW	CHCK
A	31.07.19	Cycles & pedestrian access added. Sprinkler tanks moved.	sd	ms

MICHAEL SPARKS ASSOCIATES
CHARTERED ARCHITECTS
11 PLATO PLACE
ST.DIONIS ROAD
LONDON SW6 4TU
TELEPHONE 020 7736 6162
www.msa-architects.co.uk

PROLOGIS®

TITLE
MAYLANDS AVENUE, HEMEL

DRAWING
SITE LAYOUT PLAN

CLIENT
PROLOGIS UK LTD

DATE	SCALE	DRAWN
JULY 2019	1:1000@A1	PF
	STATUS	CHECKED
	PLANNING	MS/SD

DRAWING NUMBER
31161-PL-101A

01
101

SITE LAYOUT
1:1000

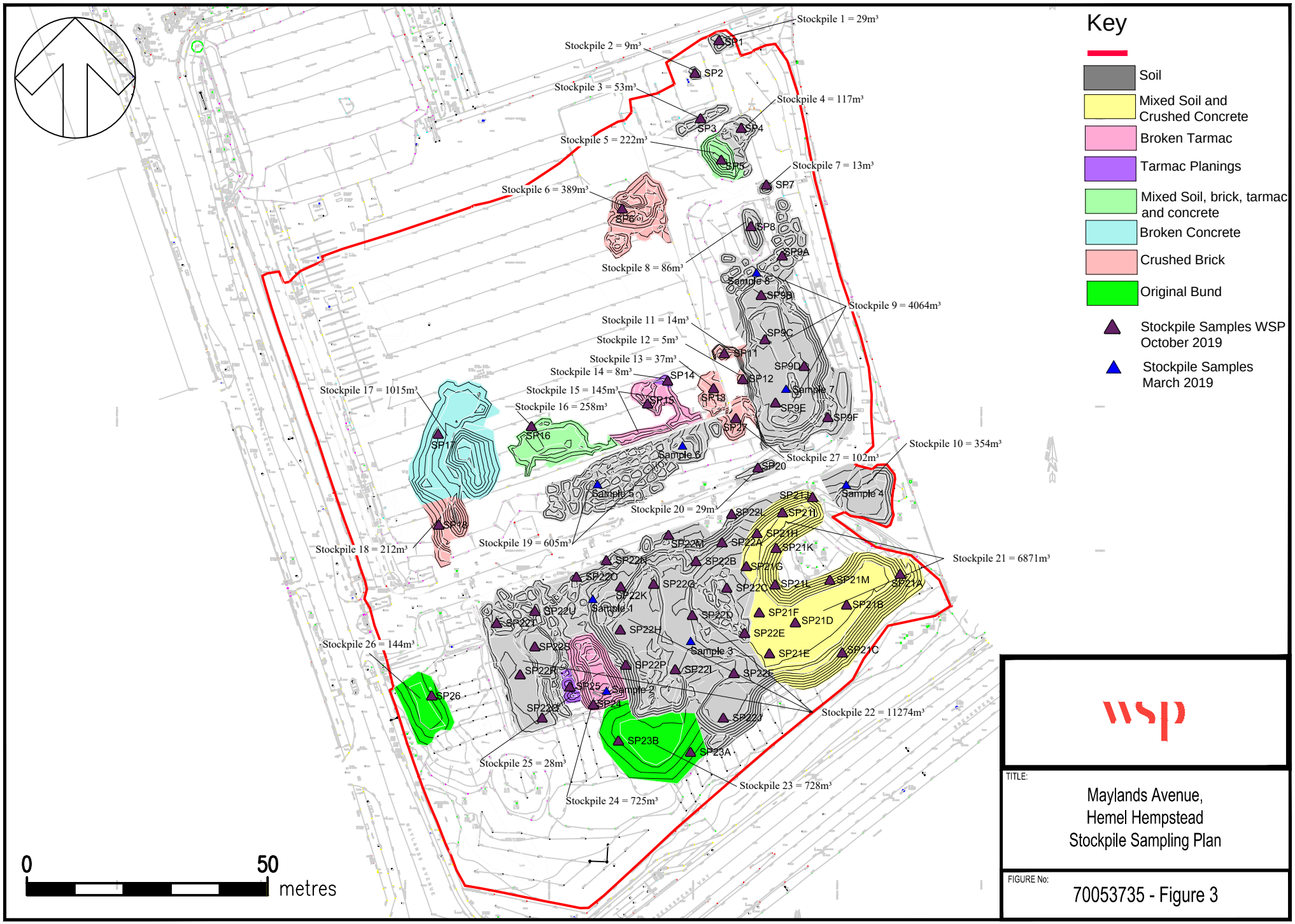

wsp

TITLE:

Maylands Avenue,
Hemel Hempstead
Stockpile Sampling Plan

FIGURE No:

70053735 - Figure 3

File name \\UK.WSPGROUP.COM\CENTRAL DATA\PROJECTS\700537XX\70053735 - MAYLANDS AVENUE, HEMEL\03 WIP\RMS\DRAWINGS\MAYLANDS STOCKPILE SAMPLING PLAN.DWG, printed on 14 February 2020 11:29:59, by Norris, Zoe

Figure 4

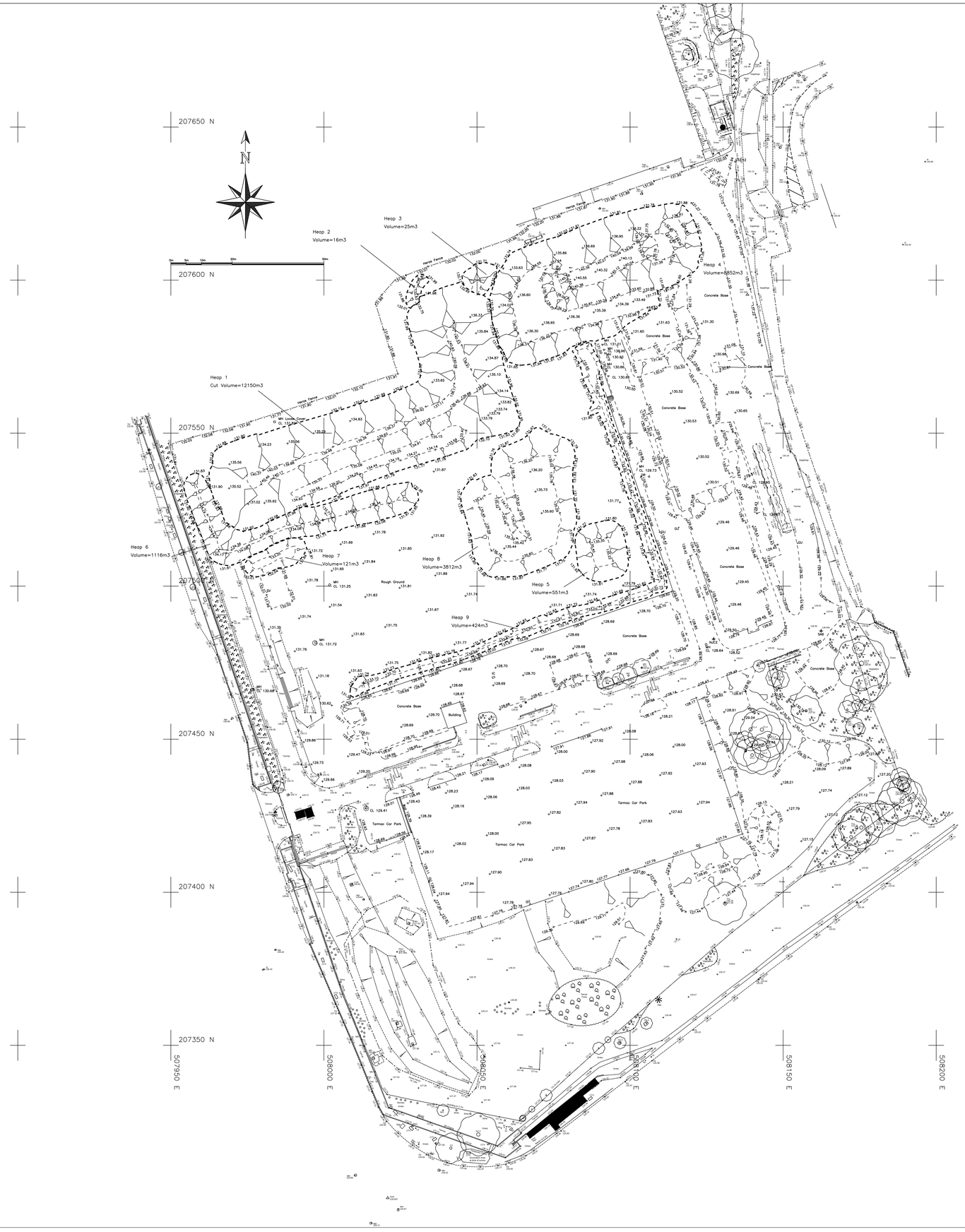

Survey Notes

1: This Survey is related to the Original Site Grid.

2: All Levels are related to the Original Site Datum.

3: The information Shown on this drawing is surveyed to the accuracy of the base scale shown.

4: Man entry to sewers has not been undertaken. Depths and pipe sizes are measured / estimated from the ground. This should be checked with Local Authority records or on site prior to the commencement of any works.

5: Boundaries shown are physical features and may not represent legally conveyed ownership.

6: Some services or features on the ground may be missing due to parked vehicles and other obstructions.

7: Where adjacent buildings have been surveyed remotely all walls may not be shown due to obstructions along lines of sight.

8: This plan should only be used for its original purpose. NJC Surveys LTD accepts no responsibility for this plan if it is supplied to any party other than the original client. Background data supplied by the client.

Survey Key

Street Furniture Symbols & Abbreviations

- AV — Air Valve
- BB — Belisha Beacon
- BH — Borehole
- BL — Bollard
- BS — Bus Stop
- DR — Drain
- EP — Electric Pole
- EL — Electric Level
- ER — Earth Rod
- FH — Fire Hydrant
- FL — Flood Light
- FFL — Floor Level
- FS — Flag staff
- GP — Gate Post
- GU — Gully
- GV — Gas Valve
- IL — Invert Level
- IC — Inspection Cover
- KO — Kerb Outlet
- LB — Lake Bed
- LP — Light Post
- MH — Square Manhole
- MH — Circular Manhole
- MH — Triangular Manhole
- MM — Market Post
- MP — Mile Post
- PB — Pillar Box
- PIPE — Pipe
- PM — Parking Meter
- PO — Post
- RE — Rodding Eye
- RL — Ridge Level
- RP — Reflector Post
- RS — Road Sign
- SNP — Name Plate
- SP — Spot Level
- Shop — Utility Stop
- ST — Stop Tap
- STN — Survey Control
- SU — Stump
- SV — Stop Valve
- TC — Telecommunication
- TCB — Tel. Control Box
- TL — Traffic Light
- TP — Trial Pit
- TP — Telegraph Pole
- TS — Traffic Signal Cover
- TV — Cable Television
- WO — Wash Out
- WM — Water Meter
- WT — Water Tap
- VP — Vent Pipe

Fence Types & Abbreviations

- CHP — Chestnut Paling
- CB — Close Boarded
- CL — Chain Link
- CONP — Concrete Panel
- CS — Corrugated Iron
- GB — Guard Barrier
- EL — Electric
- HM — Hit and Miss
- Hed — Hoarding
- Iwn — Interwoven
- IR — Iron Railings
- OAL — Overlap
- Pal — Palisade
- PIK — Picket (Wooden)
- PWF — Post & Barbed Wire
- PWN — Post & Net
- PIR — Post & Rail
- PIW — Post & Wire
- PIM — Post & Wire Mesh
- TIR — Top Rail

Feature Lines

- Hedge
- FNV — Fence
- Gate
- Stile
- Foliage/Tree Canopy
- Dk — Dropped Kerb Line
- Kerb Line
- Verge/Edge of Track or change of surface
- Unkerbed Channel Line
- Footpath
- Wall — Wall
- RWall — Retaining Wall
- FW / SW — Sewer Lines
- Overhead Electric Line
- Overhead Telecom Line
- 60.35 — Ground Level
- Individual Tree
- Individual Bush
- Building — Structure
- Watercourse / Embankment etc

REV	DATE	DESCRIPTION	BY	APP.

njc SURVEYS LTD

The Old Police Station,
South Street,
Ashby de la Zouch,
Leicestershire
LE65 1BQ

Telephone ● 01530 414251

Mail ● office@njcsurveys.co.uk
Web ● www.njcsurveys.co.uk

Topographical Surveys ♦ Building Surveys ♦ GPS Surveys ♦ Setting Out
Dimensional Control ♦ Monitoring Surveys ♦ Ground Modelling ♦ Volumetric Calculations

Client

ardemolition.co.uk

Project Title

Land at
Mayland Ave
Hemel Hempstead

Drawing Title

Post Site Clearance Survey

Drawn	Checked	Authorised
SG	LD	NJC
Date 08/12/2020	Scale 1/500	Sheet size A0
Drg. No. P2631/01		Revision

APPENDIX B – STOCKPILE PHOTOGRAPHS

Stockpile A

Stockpile B

Stockpile C

Stockpile D

Stockpile E

Stockpile F

Stockpile G

Stockpile H

APPENDIX C – STOCKPILE SAMPLING DETAILS

New Stockpile Ref	Description	Quantity m³	Source	Checked By	first drawing	Brief Material Description	VO Rating	Number of Samples from 2019 assessment	Number of samples 2020 screening	Total number of samples	Validation frequency (1 per XXm3)	Lab/Report Ref	Suitable for commercial end use?	Highest Beneficial Use	Sample names (2019)	Sample names (2020)	Further Works?	Asbestos Results Summary
A	Soils >0.001 (dirty)	12191	Stockpile 2, 9, 19, 22 and 28	ZN		Gravelly Clay	0	34.00	10.00	44	277.07	97, 572797, 573675, 577657, 57	Y	Below 600mm or hardstanding	SP2, SP9 A-F sample 8 and sample 7 (9), SP21 A-U, SP28 1-2, Sample 6 and 5 (sp19),	SPA 1-10.	none	SP2- failed asbestos, SP22 C and D - failed asbestos, SP9C failed asbestos, SP19 - failed asbestos , SPA 1 and 6 - failed asbestos and SP28 1 - failed asbestos.
B	Soils <0.001 (Clean)	8852	Stockpile 1, 3,4,7,8,10,20,21	Zn		Gravelly Clay	0	20.00	7.00	27	327.85	97, 573675, 574728, 577657, 57	Y	Top 600mm	SP1, SP3, SP4, SP7, SP8, Sample 4 (SP10), SP20, SP21 A-M,	SPB 1 -7	none	SPB 7 trace
C	Blacktop	1116	Stockpile 14,15, 24, 25.	AM		Tarmac	n/a	6	2	8	139.50	527,697,579,538	High Coal tar content. Remov		SP14, 15, 24, 25, 5 , 16	SPC 1-2	none	Not encountered
D	Crush >0.001 (dirty)	551	Stockpile 6,11,12,13,27	AM		Crushed brickand concrete	0	5	1	6	91.83	527697, 579538	Y	elow 600mm or hardstandin	SP 6, 11, 12, 13 , 27	SPD 1	none	SP 6, 12 and 27 asbestos detected
E	Crush <0.001 (Clean)	3812	Stockpile 17, 18 , 5 and 16 (screened) and SP21 oversize	AM		Crushed brickand concrete	0	4	4	8	476.50	527697, 579538, 580752	Y	0mm as engineered fill or pil	SP 17, 27	SPE 1 - 4	none	Not encountered
F	Green Waste		following vegetation removal	AM		Green waste	0							Likely to require chipping / removal				
G	Scalpings	121	Following topsoil scrape	AM		General scrappings	0		2	2	60.50	580752	Y	TBC however likely to require off siting due to		SPG 1 - 2	none	Not encountered
H	Bund	424	Present on site	AM		Crushed brickand concrete	0		2	2	212.00	580752	Y	TBC		SP H 1-2	none	Not encountered

APPENDIX D – CHEMICAL CERTS

Unit 7-8 Hawarden Business Park
Manor Road (off Manor Lane)
Hawarden
Deeside
CH5 3US
Tel: (01244) 528700
Fax: (01244) 528701
email: hawardencustomerservices@alsglobal.com
Website: www.alsenvironmental.co.uk

WSP PB LBH
WSP PB
4th Floor
6 Devonshire Square
London
EC2M 4YE

Attention: Zoe Norris

CERTIFICATE OF ANALYSIS

Date of report Generation:	30 October 2019
Customer:	WSP PB LBH
Sample Delivery Group (SDG):	191004-110
Your Reference:	70053735
Location:	Maylands
Report No:	527697

This report has been revised and directly supersedes 527629 in its entirety.

We received 64 samples on Friday October 04, 2019 and 63 of these samples were scheduled for analysis which was completed on Monday October 21, 2019. Accredited laboratory tests are defined within the report, but opinions, interpretations and on-site data expressed herein are outside the scope of ISO 17025 accreditation.

Should this report require incorporation into client reports, it must be used in its entirety and not simply with the data sections alone.

Chemical testing (unless subcontracted) performed at ALS Environmental Hawarden (Method codes TM) or ALS Environmental Aberdeen (Method codes S).

All sample data is provided by the customer. The reported results relate to the sample supplied, and on the basis that this data is correct.
Incorrect sampling dates and/or sample information will affect the validity of results.
The customer is not permitted to reproduce this report except in full without the approval of the laboratory.

Approved By:

Sonia McWhan

Operations Manager

Received Sample Overview

Lab Sample No(s)	Customer Sample Ref.	AGS Ref.	Depth (m)	Sampled Date
20875313	NO ID			
20874818	SP1	ES	0.10 - 0.30	01/10/2019
20874896	SP2	ES	0.10 - 0.30	01/10/2019
20874963	SP3	ES	0.30 - 0.50	01/10/2019
20875076	SP4	ES	0.00 - 0.20	01/10/2019
20875155	SP5	ES	0.30 - 0.50	01/10/2019
20874872	SP6	ES	0.50 - 0.70	01/10/2019
20875239	SP7	ES	0.30 - 0.50	01/10/2019
20875272	SP8	ES	0.50 - 0.70	01/10/2019
20874911	SP11	ES	0.20 - 0.40	01/10/2019
20874913	SP12	ES	0.60 - 0.90	01/10/2019
20874876	SP13	ES	0.30 - 0.50	01/10/2019
20874879	SP14	ES	0.20 - 0.40	01/10/2019
20874886	SP15	ES	0.10 - 0.30	01/10/2019
20874892	SP16	ES	0.50 - 0.70	01/10/2019
20874894	SP17	ES	0.10 - 0.30	01/10/2019
20874906	SP18	ES	0.30 - 0.50	01/10/2019
20874918	SP20	ES	0.30 - 0.50	01/10/2019
20874924	SP24	ES	0.40 - 0.80	01/10/2019
20874932	SP25	ES	0.20 - 0.40	01/10/2019
20875095	SP26	ES	0.10 - 0.30	02/10/2019
20874916	SP27	ES	0.20 - 0.40	01/10/2019
20875281	SP9A	ES	0.30 - 0.50	01/10/2019
20875268	SP15A	ES	0.00 - 0.20	01/10/2019
20874953	SP21A	ES	0.80 - 1.00	01/10/2019
20875101	SP22A	ES	0.20 - 0.40	02/10/2019
20874939	SP23A	ES	0.50 - 0.70	01/10/2019
20875297	SP9B	ES	0.70 - 1.00	01/10/2019
20874976	SP21B	ES	0.50 - 0.70	01/10/2019
20875109	SP22B	ES	0.40 - 0.60	02/10/2019
20874945	SP23B	ES	0.70 - 1.00	01/10/2019
20874835	SP9C	ES	0.80 - 1.00	01/10/2019
20874988	SP21C	ES	0.30 - 0.50	01/10/2019
20875115	SP22C	ES	0.60 - 0.80	02/10/2019
20874845	SP9D	ES	0.90 - 1.10	01/10/2019
20875123	SP22D	ES	0.80 - 1.00	04/10/2019
20874856	SP9E	ES	0.50 - 0.70	01/10/2019
20874998	SP21E	ES	0.30 - 0.50	01/10/2019
20875129	SP22E	ES	0.20 - 0.40	02/10/2019
20874863	SP9F	ES	0.80 - 1.00	01/10/2019
20875007	SP21F	ES	0.40 - 0.60	01/10/2019
20875137	SP22F	ES	0.50 - 0.70	02/10/2019
20875017	SP21G	ES	0.20 - 0.40	01/10/2019
20875142	SP22G	ES	0.30 - 0.50	02/10/2019
20875025	SP21H	ES	0.30 - 0.50	01/10/2019
20875147	SP22H	ES	0.50 - 0.80	02/10/2019
20875037	SP21I	ES	0.50 - 0.70	01/10/2019
20875158	SP22I	ES	0.80 - 1.10	02/10/2019
20875045	SP21J	ES	0.50 - 0.70	01/10/2019
20875167	SP22J	ES	0.20 - 0.40	02/10/2019

Validated

CERTIFICATE OF ANALYSIS

SDG:	191004-110	**Client Reference:**	70053735	**Report Number:**	527697
Location:	Maylands	**Order Number:**	70053735-S01	**Superseded Report:**	527629

Lab Sample No(s)	Customer Sample Ref.	AGS Ref.	Depth (m)	Sampled Date
20875053	SP21K	ES	0.80 - 1.00	01/10/2019
20875180	SP22K	ES	0.10 - 0.30	02/10/2019
20875064	SP21L	ES	0.70 - 0.90	01/10/2019
20875185	SP22L	ES	0.30 - 0.50	02/10/2019
20875083	SP21M	ES	0.20 - 0.40	01/10/2019
20875192	SP22M	ES	0.50 - 0.80	02/10/2019
20875202	SP22N	ES	0.70 - 0.90	02/10/2019
20875208	SP22O	ES	0.30 - 0.50	02/10/2019
20875213	SP22P	ES	0.80 - 1.00	02/10/2019
20875218	SP22Q	ES	0.70 - 0.90	02/10/2019
20875231	SP22R	ES	1.00 - 1.20	02/10/2019
20875246	SP22S	ES	0.90 - 1.10	02/10/2019
20875251	SP22T	ES	0.00 - 0.30	02/10/2019
20875256	SP22U	ES	0.50 - 0.80	02/10/2019

Maximum Sample/Coolbox Temperature (°C) : 12.6

ISO5667-3 Water quality - Sampling - Part3 -
During Transportation samples shall be stored in a cooling device capable of maintaining a temperature of (5±3)°C.

ALS have data which show that a cool box with 4 frozen icepacks is capable of maintaining pre-chilled samples at a temperature of (5±3)°C for a period of up to 24hrs.

Only received samples which have had analysis scheduled will be shown on the following pages.

Validated

CERTIFICATE OF ANALYSIS

SDG:	191004-110	**Client Reference:**	70053735	**Report Number:**	527697
Location:	Maylands	**Order Number:**	70053735-S01	**Superseded Report:**	527629

Results Legend

X Test

N No Determination Possible

Sample Types -
S - Soil/Solid
UNS - Unspecified Solid
GW - Ground Water
SW - Surface Water
LE - Land Leachate
PL - Prepared Leachate
PR - Process Water
SA - Saline Water
TE - Trade Effluent
TS - Treated Sewage
US - Untreated Sewage
RE - Recreational Water
DW - Drinking Water Non-regulatory
UNL - Unspecified Liquid
SL - Sludge
G - Gas
OTH - Other

Lab Sample No(s)	20874818			20874896			20874963			20875076				20875155	20874872	20875239				20875272	
Customer Sample Reference	SP1			SP2			SP3			SP4				SP5	SP6	SP7				SP8	
AGS Reference	ES			ES			ES			ES				ES	ES	ES				ES	
Depth (m)	0.10 - 0.30			0.10 - 0.30			0.30 - 0.50			0.00 - 0.20				0.30 - 0.50	0.50 - 0.70	0.30 - 0.50				0.50 - 0.70	
Container	1kg TUB	250g Amber Jar (ALE210)	60g VOC (ALE215)	1kg TUB	250g Amber Jar (ALE210)	60g VOC (ALE215)	1kg TUB	250g Amber Jar (ALE210)	60g VOC (ALE215)	15ml plastic tube	1kg TUB	250g Amber Jar (ALE210)	60g VOC (ALE215)	1kg TUB	1kg TUB	1kg TUB	250g Amber Jar (ALE210)	60g VOC (ALE215)	1kg TUB	250g Amber Jar (ALE210)	
Sample Type	S	S	S	S	S	S	S	S	S	S	S	S	S	S	S	S	S	S	S	S	
ANC at pH4 and ANC at pH 6 — All — NDPs: 0 Tests: 5												X									
Anions by Kone (soil) — All — NDPs: 0 Tests: 20																					
Anions by Kone (w) — All — NDPs: 0 Tests: 5										X											
Asbestos ID in Solid Samples — All — NDPs: 0 Tests: 58	X			X			X				X			X	X	X			X		
Asbestos Quantification - Full — All — NDPs: 0 Tests: 7				X											X						
Boron Water Soluble — All — NDPs: 0 Tests: 49		X			X			X				X					X			X	
CEN Readings — All — NDPs: 0 Tests: 5										X											
Coronene — All — NDPs: 0 Tests: 5												X									
Cyanide Comp/Free/Total/Thiocyanate — All — NDPs: 0 Tests: 20																					
Dissolved Metals by ICP-MS — All — NDPs: 0 Tests: 5										X											
Dissolved Organic/Inorganic Carbon — All — NDPs: 0 Tests: 5										X											
EPH CWG (Aliphatic) GC (S) — All — NDPs: 0 Tests: 49		X			X			X				X					X			X	
EPH CWG (Aromatic) GC (S) — All — NDPs: 0 Tests: 49		X			X			X				X					X			X	
Fluoride — All — NDPs: 0 Tests: 5										X											
GRO by GC-FID (S) — All — NDPs: 0 Tests: 49			X			X			X				X					X			

20875281	SP9A	ES	0.30 - 0.50	250g Amber Jar (ALE210)	S																				
				1kg TUB	S																				
20874916	SP27	ES	0.20 - 0.40	1kg TUB	S																				
20875095	SP26	ES	0.10 - 0.30	60g VOC (ALE215)	S																				
				250g Amber Jar (ALE210)	S																				
				1kg TUB	S																				
20874932	SP25	ES	0.20 - 0.40	250g Amber Jar (ALE210)	S																				
20874924	SP24	ES	0.40 - 0.80	250g Amber Jar (ALE210)	S																				
20874918	SP20	ES	0.30 - 0.50	60g VOC (ALE215)	S																				
				250g Amber Jar (ALE210)	S																				
				1kg TUB	S																				
20874906	SP18	ES	0.30 - 0.50	1kg TUB	S																				
20874894	SP17	ES	0.10 - 0.30	1kg TUB	S																				
20874892	SP16	ES	0.50 - 0.70	1kg TUB	S																				
20874886	SP15	ES	0.10 - 0.30	250g Amber Jar (ALE210)	S																				
20874879	SP14	ES	0.20 - 0.40	250g Amber Jar (ALE210)	S																				
20874876	SP13	ES	0.30 - 0.50	1kg TUB	S																				
20874913	SP12	ES	0.60 - 0.90	1kg TUB	S																				
20874911	SP11	ES	0.20 - 0.40	1kg TUB	S																				
20875272	SP8	ES	0.50 - 0.70	60g VOC (ALE215)	S																				

Validated

CERTIFICATE OF ANALYSIS

SDG:	191004-110	**Client Reference:**	70053735	**Report Number:**	527697
Location:	Maylands	**Order Number:**	70053735-S01	**Superseded Report:**	527629

Results Legend

X Test

N No Determination Possible

Sample Types -
S - Soil/Solid
UNS - Unspecified Solid
GW - Ground Water
SW - Surface Water
LE - Land Leachate
PL - Prepared Leachate
PR - Process Water
SA - Saline Water
TE - Trade Effluent
TS - Treated Sewage
US - Untreated Sewage
RE - Recreational Water
DW - Drinking Water Non-regulatory
UNL - Unspecified Liquid
SL - Sludge
G - Gas
OTH - Other

Lab Sample No(s)			20874818			20874896			20874963			20875076			20875155	20874872		20875239			20875272
Customer Sample Reference			SP1			SP2			SP3			SP4			SP5	SP6		SP7			SP8
AGS Reference			ES			ES			ES			ES			ES	ES		ES			ES
Depth (m)			0.10 - 0.30			0.10 - 0.30			0.30 - 0.50			0.00 - 0.20			0.30 - 0.50	0.50 - 0.70		0.30 - 0.50			0.50 - 0.70
Container			1kg TUB	250g Amber Jar (ALE210)	60g VOC (ALE215)	1kg TUB	250g Amber Jar (ALE210)	60g VOC (ALE215)	1kg TUB	250g Amber Jar (ALE210)	60g VOC (ALE215)	15ml plastic tube	1kg TUB	250g Amber Jar (ALE210)	60g VOC (ALE215)	1kg TUB	1kg TUB	1kg TUB	250g Amber Jar (ALE210)	60g VOC (ALE215)	1kg TUB	250g Amber Jar (ALE210)
Sample Type			S	S	S	S	S	S	S	S	S	S	S	S	S	S	S	S	S	S	S	S
Hexavalent Chromium (s)	All	NDPs: 0 Tests: 49		X			X			X				X					X			X
Loss on Ignition in soils	All	NDPs: 0 Tests: 5												X								
Mercury Dissolved	All	NDPs: 0 Tests: 5										X										
Metals in solid samples by OES	All	NDPs: 0 Tests: 49		X			X			X				X					X			X
Mineral Oil	All	NDPs: 0 Tests: 5												X								
PAH 16 & 17 Calc	All	NDPs: 0 Tests: 5												X								
PAH by GCMS	All	NDPs: 0 Tests: 53		X			X			X				X					X			X
PCBs by GCMS	All	NDPs: 0 Tests: 24												X								
pH	All	NDPs: 0 Tests: 53		X			X			X				X					X			X
Phenols by HPLC (W)	All	NDPs: 0 Tests: 5										X										
Sample description	All	NDPs: 0 Tests: 52		X			X			X				X					X			X
Semi Volatile Organic Compounds	All	NDPs: 0 Tests: 20																				
Total Dissolved Solids	All	NDPs: 0 Tests: 5										X										
Total Organic Carbon	All	NDPs: 0 Tests: 24												X								
TPH CWG GC (S)	All	NDPs: 0 Tests: 49		X			X			X				X					X			X

20875281	SP9A	ES	0.30 - 0.50	250g Amber Jar (ALE210)	S			X															
				1kg TUB	S																		
20874916	SP27	ES	0.20 - 0.40	1kg TUB	S																		
20875095	SP26	ES	0.10 - 0.30	60g VOC (ALE215)	S																		
				250g Amber Jar (ALE210)	S			X															
				1kg TUB	S																		
20874932	SP25	ES	0.20 - 0.40	250g Amber Jar (ALE210)	S																		
20874924	SP24	ES	0.40 - 0.80	250g Amber Jar (ALE210)	S																		
20874918	SP20	ES	0.30 - 0.50	60g VOC (ALE215)	S																		
				250g Amber Jar (ALE210)	S			X															
				1kg TUB	S																		
20874906	SP18	ES	0.30 - 0.50	1kg TUB	S																		
20874894	SP17	ES	0.10 - 0.30	1kg TUB	S																		
20874892	SP16	ES	0.50 - 0.70	1kg TUB	S																		
20874886	SP15	ES	0.10 - 0.30	250g Amber Jar (ALE210)	S																		
20874879	SP14	ES	0.20 - 0.40	250g Amber Jar (ALE210)	S			X															
20874876	SP13	ES	0.30 - 0.50	1kg TUB	S																		
20874913	SP12	ES	0.60 - 0.90	1kg TUB	S																		
20874911	SP11	ES	0.20 - 0.40	1kg TUB	S																		
20875272	SP8	ES	0.50 - 0.70	60g VOC (ALE215)	S																		

Validated

CERTIFICATE OF ANALYSIS

SDG:	191004-110	**Client Reference:**	70053735	**Report Number:**	527697
Location:	Maylands	**Order Number:**	70053735-S01	**Superseded Report:**	527629

Results Legend

X Test

N No Determination Possible

Sample Types -
S - Soil/Solid
UNS - Unspecified Solid
GW - Ground Water
SW - Surface Water
LE - Land Leachate
PL - Prepared Leachate
PR - Process Water
SA - Saline Water
TE - Trade Effluent
TS - Treated Sewage
US - Untreated Sewage
RE - Recreational Water
DW - Drinking Water Non-regulatory
UNL - Unspecified Liquid
SL - Sludge
G - Gas
OTH - Other

Lab Sample No(s)	20874818			20874896			20874963			20875076				20875155	20874872	20875239				20875272	
Customer Sample Reference	SP1			SP2			SP3			SP4				SP5	SP6	SP7				SP8	
AGS Reference	ES			ES			ES			ES				ES	ES	ES				ES	
Depth (m)	0.10 - 0.30			0.10 - 0.30			0.30 - 0.50			0.00 - 0.20				0.30 - 0.50	0.50 - 0.70	0.30 - 0.50				0.50 - 0.70	
Container	1kg TUB	250g Amber Jar (ALE210)	60g VOC (ALE215)	1kg TUB	250g Amber Jar (ALE210)	60g VOC (ALE215)	1kg TUB	250g Amber Jar (ALE210)	60g VOC (ALE215)	15ml plastic tube	1kg TUB	250g Amber Jar (ALE210)	60g VOC (ALE215)	1kg TUB	1kg TUB	1kg TUB	250g Amber Jar (ALE210)	60g VOC (ALE215)	1kg TUB	250g Amber Jar (ALE210)
Sample Type	S	S	S	S	S	S	S	S	S	S	S	S	S	S	S	S	S	S	S	S	S
VOC MS (S) — All — NDPs: 0, Tests: 52			X			X			X			X	X					X		

20875281	SP9A	ES	0.30 - 0.50	250g Amber Jar (ALE210)	S		
				1kg TUB	S		
20874916	SP27	ES	0.20 - 0.40	1kg TUB	S		
20875095	SP26	ES	0.10 - 0.30	60g VOC (ALE215)	S		X
				250g Amber Jar (ALE210)	S		
				1kg TUB	S		
20874932	SP25	ES	0.20 - 0.40	250g Amber Jar (ALE210)	S		
20874924	SP24	ES	0.40 - 0.80	250g Amber Jar (ALE210)	S		
20874918	SP20	ES	0.30 - 0.50	60g VOC (ALE215)	S		X
				250g Amber Jar (ALE210)	S		
				1kg TUB	S		
20874906	SP18	ES	0.30 - 0.50	1kg TUB	S		
20874894	SP17	ES	0.10 - 0.30	1kg TUB	S		
20874892	SP16	ES	0.50 - 0.70	1kg TUB	S		
20874886	SP15	ES	0.10 - 0.30	250g Amber Jar (ALE210)	S		
20874879	SP14	ES	0.20 - 0.40	250g Amber Jar (ALE210)	S		
20874876	SP13	ES	0.30 - 0.50	1kg TUB	S		
20874913	SP12	ES	0.60 - 0.90	1kg TUB	S		
20874911	SP11	ES	0.20 - 0.40	1kg TUB	S		
20875272	SP8	ES	0.50 - 0.70	60g VOC (ALE215)	S		X

Validated

CERTIFICATE OF ANALYSIS

SDG:	191004-110	**Client Reference:**	70053735	**Report Number:**	527697
Location:	Maylands	**Order Number:**	70053735-S01	**Superseded Report:**	527629

Results Legend

X Test

N No Determination Possible

Sample Types -
S - Soil/Solid
UNS - Unspecified Solid
GW - Ground Water
SW - Surface Water
LE - Land Leachate
PL - Prepared Leachate
PR - Process Water
SA - Saline Water
TE - Trade Effluent
TS - Treated Sewage
US - Untreated Sewage
RE - Recreational Water
DW - Drinking Water Non-regulatory
UNL - Unspecified Liquid
SL - Sludge
G - Gas
OTH - Other

Lab Sample No(s)			20875281	20874953			20875101			20874939			20875297			20874976			20875109			20874945
Customer Sample Reference			SP9A	SP21A			SP22A			SP23A			SP9B			SP21B			SP22B			SP23B
AGS Reference			ES	ES			ES			ES			ES			ES			ES			ES
Depth (m)			0.30 - 0.50	0.80 - 1.00			0.20 - 0.40			0.50 - 0.70			0.70 - 1.00			0.50 - 0.70			0.40 - 0.60			0.70 - 1.00
Container			60g VOC (ALE215)	1kg TUB	250g Amber Jar (ALE210)	60g VOC (ALE215)	1kg TUB	250g Amber Jar (ALE210)	60g VOC (ALE215)	1kg TUB	250g Amber Jar (ALE210)	60g VOC (ALE215)	1kg TUB	250g Amber Jar (ALE210)	60g VOC (ALE215)	1kg TUB	250g Amber Jar (ALE210)	60g VOC (ALE215)	1kg TUB	250g Amber Jar (ALE210)	60g VOC (ALE215)	1kg TUB
Sample Type			S	S	S	S	S	S	S	S	S	S	S	S	S	S	S	S	S	S	S	S
ANC at pH4 and ANC at pH 6	All	NDPs: 0 Tests: 5									X			X			X					
Anions by Kone (soil)	All	NDPs: 0 Tests: 20			X			X														
Anions by Kone (w)	All	NDPs: 0 Tests: 5								X			X			X						
Asbestos ID in Solid Samples	All	NDPs: 0 Tests: 58		X			X			X			X			X			X			X
Asbestos Quantification - Full	All	NDPs: 0 Tests: 7																				
Boron Water Soluble	All	NDPs: 0 Tests: 49			X			X			X			X			X			X		
CEN Readings	All	NDPs: 0 Tests: 5								X			X			X						
Coronene	All	NDPs: 0 Tests: 5									X			X			X					
Cyanide Comp/Free/Total/Thiocyanate	All	NDPs: 0 Tests: 20			X			X														
Dissolved Metals by ICP-MS	All	NDPs: 0 Tests: 5								X			X			X						
Dissolved Organic/Inorganic Carbon	All	NDPs: 0 Tests: 5								X			X			X						
EPH CWG (Aliphatic) GC (S)	All	NDPs: 0 Tests: 49			X			X			X			X			X			X		
EPH CWG (Aromatic) GC (S)	All	NDPs: 0 Tests: 49			X			X			X			X			X			X		
Fluoride	All	NDPs: 0 Tests: 5								X			X			X						
GRO by GC-FID (S)	All	NDPs: 0 Tests: 49	X			X			X			X			X			X			X	

20874856	SP9E	ES	0.50 - 0.70	60g VOC (ALE215)	S																X
				250g Amber Jar (ALE210)	S		X				X			X				X	X		
				1kg TUB	S				X												
20875123	SP22D	ES	0.80 - 1.00	60g VOC (ALE215)	S																X
				250g Amber Jar (ALE210)	S		X				X			X				X	X		
				1kg TUB	S				X	X											
20874845	SP9D	ES	0.90 - 1.10	60g VOC (ALE215)	S																X
				250g Amber Jar (ALE210)	S						X							X	X		
				1kg TUB	S				X												
20875115	SP22C	ES	0.60 - 0.80	60g VOC (ALE215)	S																X
				250g Amber Jar (ALE210)	S	X	X				X		X	X				X	X		
				1kg TUB	S			X	X	X		X			X	X				X	
20874988	SP21C	ES	0.30 - 0.50	60g VOC (ALE215)	S																X
				250g Amber Jar (ALE210)	S		X				X			X				X	X		
				1kg TUB	S				X												
20874835	SP9C	ES	0.80 - 1.00	60g VOC (ALE215)	S																X
				250g Amber Jar (ALE210)	S		X				X			X				X	X		
				1kg TUB	S				X	X											
20874945	SP23B	ES	0.70 - 1.00	60g VOC (ALE215)	S																X
				250g Amber Jar (ALE210)	S		X				X			X				X	X		

Validated

CERTIFICATE OF ANALYSIS

SDG:	191004-110	**Client Reference:**	70053735	**Report Number:**	527697
Location:	Maylands	**Order Number:**	70053735-S01	**Superseded Report:**	527629

Results Legend

X Test

N No Determination Possible

Sample Types -
S - Soil/Solid
UNS - Unspecified Solid
GW - Ground Water
SW - Surface Water
LE - Land Leachate
PL - Prepared Leachate
PR - Process Water
SA - Saline Water
TE - Trade Effluent
TS - Treated Sewage
US - Untreated Sewage
RE - Recreational Water
DW - Drinking Water Non-regulatory
UNL - Unspecified Liquid
SL - Sludge
G - Gas
OTH - Other

Lab Sample No(s)			20875281	20874953			20875101			20874939			20875297			20874976			20875109			20874945
Customer Sample Reference			SP9A	SP21A			SP22A			SP23A			SP9B			SP21B			SP22B			SP23B
AGS Reference			ES	ES			ES			ES			ES			ES			ES			ES
Depth (m)			0.30 - 0.50	0.80 - 1.00			0.20 - 0.40			0.50 - 0.70			0.70 - 1.00			0.50 - 0.70			0.40 - 0.60			0.70 - 1.00
Container			60g VOC (ALE215)	1kg TUB	250g Amber Jar (ALE210)	60g VOC (ALE215)	1kg TUB	250g Amber Jar (ALE210)	60g VOC (ALE215)	1kg TUB	250g Amber Jar (ALE210)	60g VOC (ALE215)	1kg TUB	250g Amber Jar (ALE210)	60g VOC (ALE215)	1kg TUB	250g Amber Jar (ALE210)	60g VOC (ALE215)	1kg TUB	250g Amber Jar (ALE210)	60g VOC (ALE215)	1kg TUB
Sample Type			S	S	S	S	S	S	S	S	S	S	S	S	S	S	S	S	S	S	S	S
Hexavalent Chromium (s)	All	NDPs: 0 Tests: 49			X			X			X			X			X			X		
Loss on Ignition in soils	All	NDPs: 0 Tests: 5									X			X			X					
Mercury Dissolved	All	NDPs: 0 Tests: 5								X			X			X						
Metals in solid samples by OES	All	NDPs: 0 Tests: 49			X			X			X			X			X			X		
Mineral Oil	All	NDPs: 0 Tests: 5									X			X			X					
PAH 16 & 17 Calc	All	NDPs: 0 Tests: 5									X			X			X					
PAH by GCMS	All	NDPs: 0 Tests: 53			X			X			X			X			X			X		
PCBs by GCMS	All	NDPs: 0 Tests: 24			X			X			X			X			X					
pH	All	NDPs: 0 Tests: 53			X			X			X			X			X			X		
Phenols by HPLC (W)	All	NDPs: 0 Tests: 5								X			X			X						
Sample description	All	NDPs: 0 Tests: 52			X			X			X			X			X			X		
Semi Volatile Organic Compounds	All	NDPs: 0 Tests: 20			X			X														
Total Dissolved Solids	All	NDPs: 0 Tests: 5								X			X			X						
Total Organic Carbon	All	NDPs: 0 Tests: 24			X			X			X			X			X					
TPH CWG GC (S)	All	NDPs: 0 Tests: 49			X			X			X			X			X			X		

20874856	SP9E	ES	0.50 - 0.70	60g VOC (ALE215)	S																
				250g Amber Jar (ALE210)	S	X			X			X	X	X		X	X		X		X
				1kg TUB	S																
20875123	SP22D	ES	0.80 - 1.00	60g VOC (ALE215)	S																
				250g Amber Jar (ALE210)	S	X			X			X	X	X		X	X		X		X
				1kg TUB	S																
20874845	SP9D	ES	0.90 - 1.10	60g VOC (ALE215)	S																
				250g Amber Jar (ALE210)	S	X			X			X		X		X					X
				1kg TUB	S																
20875115	SP22C	ES	0.60 - 0.80	60g VOC (ALE215)	S																
				250g Amber Jar (ALE210)	S	X	X		X	X	X	X	X	X		X	X		X		X
				1kg TUB	S			X							X			X			
20874988	SP21C	ES	0.30 - 0.50	60g VOC (ALE215)	S																
				250g Amber Jar (ALE210)	S	X			X			X	X	X		X	X		X		X
				1kg TUB	S																
20874835	SP9C	ES	0.80 - 1.00	60g VOC (ALE215)	S																
				250g Amber Jar (ALE210)	S	X			X			X	X	X		X	X		X		X
				1kg TUB	S																
20874945	SP23B	ES	0.70 - 1.00	60g VOC (ALE215)	S																
				250g Amber Jar (ALE210)	S	X			X			X	X	X		X	X		X		X

Validated

CERTIFICATE OF ANALYSIS

SDG:	191004-110	**Client Reference:**	70053735	**Report Number:**	527697
Location:	Maylands	**Order Number:**	70053735-S01	**Superseded Report:**	527629

Results Legend

X Test

N No Determination Possible

Sample Types -
S - Soil/Solid
UNS - Unspecified Solid
GW - Ground Water
SW - Surface Water
LE - Land Leachate
PL - Prepared Leachate
PR - Process Water
SA - Saline Water
TE - Trade Effluent
TS - Treated Sewage
US - Untreated Sewage
RE - Recreational Water
DW - Drinking Water Non-regulatory
UNL - Unspecified Liquid
SL - Sludge
G - Gas
OTH - Other

Lab Sample No(s)	20875281	20874953			20875101			20874939			20875297			20874976			20875109			20874945
Customer Sample Reference	SP9A	SP21A			SP22A			SP23A			SP9B			SP21B			SP22B			SP23B
AGS Reference	ES	ES			ES			ES			ES			ES			ES			ES
Depth (m)	0.30 - 0.50	0.80 - 1.00			0.20 - 0.40			0.50 - 0.70			0.70 - 1.00			0.50 - 0.70			0.40 - 0.60			0.70 - 1.00
Container	60g VOC (ALE215)	1kg TUB	250g Amber Jar (ALE210)	60g VOC (ALE215)	1kg TUB	250g Amber Jar (ALE210)	60g VOC (ALE215)	1kg TUB	250g Amber Jar (ALE210)	60g VOC (ALE215)	1kg TUB	250g Amber Jar (ALE210)	60g VOC (ALE215)	1kg TUB	250g Amber Jar (ALE210)	60g VOC (ALE215)	1kg TUB	250g Amber Jar (ALE210)	60g VOC (ALE215)	1kg TUB
Sample Type	S	S	S	S	S	S	S	S	S	S	S	S	S	S	S	S	S	S	S	S
VOC MS (S) — All — NDPs: 0, Tests: 52	X			X			X			X			X		X	X			X	

20874856	SP9E	ES	0.50 - 0.70	60g VOC (ALE215)	S		X
				250g Amber Jar (ALE210)	S		
				1kg TUB	S		
20875123	SP22D	ES	0.80 - 1.00	60g VOC (ALE215)	S		X
				250g Amber Jar (ALE210)	S		
				1kg TUB	S		
20874845	SP9D	ES	0.90 - 1.10	60g VOC (ALE215)	S		X
				250g Amber Jar (ALE210)	S		
				1kg TUB	S		
20875115	SP22C	ES	0.60 - 0.80	60g VOC (ALE215)	S		X
				250g Amber Jar (ALE210)	S		X
				1kg TUB	S		
20874988	SP21C	ES	0.30 - 0.50	60g VOC (ALE215)	S		X
				250g Amber Jar (ALE210)	S		
				1kg TUB	S		
20874835	SP9C	ES	0.80 - 1.00	60g VOC (ALE215)	S		X
				250g Amber Jar (ALE210)	S		
				1kg TUB	S		
20874945	SP23B	ES	0.70 - 1.00	60g VOC (ALE215)	S		X
				250g Amber Jar (ALE210)	S		

CERTIFICATE OF ANALYSIS

SDG:	191004-110	**Client Reference:**	70053735	**Report Number:**	527697
Location:	Maylands	**Order Number:**	70053735-S01	**Superseded Report:**	527629

Results Legend

X Test

N No Determination Possible

Sample Types -
S - Soil/Solid
UNS - Unspecified Solid
GW - Ground Water
SW - Surface Water
LE - Land Leachate
PL - Prepared Leachate
PR - Process Water
SA - Saline Water
TE - Trade Effluent
TS - Treated Sewage
US - Untreated Sewage
RE - Recreational Water
DW - Drinking Water Non-regulatory
UNL - Unspecified Liquid
SL - Sludge
G - Gas
OTH - Other

Lab Sample No(s)			20874998			20875129			20874863			20875007			20875137			20875017			20875142	
Customer Sample Reference			SP21E			SP22E			SP9F			SP21F			SP22F			SP21G			SP22G	
AGS Reference			ES			ES			ES			ES			ES			ES			ES	
Depth (m)			0.30 - 0.50			0.20 - 0.40			0.80 - 1.00			0.40 - 0.60			0.50 - 0.70			0.20 - 0.40			0.30 - 0.50	
Container			1kg TUB	250g Amber Jar (ALE210)	60g VOC (ALE215)	1kg TUB	250g Amber Jar (ALE210)	60g VOC (ALE215)	1kg TUB	250g Amber Jar (ALE210)	60g VOC (ALE215)	1kg TUB	250g Amber Jar (ALE210)	60g VOC (ALE215)	1kg TUB	250g Amber Jar (ALE210)	60g VOC (ALE215)	1kg TUB	250g Amber Jar (ALE210)	60g VOC (ALE215)	1kg TUB	250g Amber Jar (ALE210)
Sample Type			S	S	S	S	S	S	S	S	S	S	S	S	S	S	S	S	S	S	S	S
Anions by Kone (soil)	All	NDPs: 0 Tests: 20											X			X			X			X
Asbestos ID in Solid Samples	All	NDPs: 0 Tests: 58	X			X			X			X			X			X			X	
Boron Water Soluble	All	NDPs: 0 Tests: 49		X			X			X			X			X			X			X
Cyanide Comp/Free/Total/Thiocyanate	All	NDPs: 0 Tests: 20											X			X			X			X
EPH CWG (Aliphatic) GC (S)	All	NDPs: 0 Tests: 49		X			X			X			X			X			X			X
EPH CWG (Aromatic) GC (S)	All	NDPs: 0 Tests: 49		X			X			X			X			X			X			X
GRO by GC-FID (S)	All	NDPs: 0 Tests: 49			X			X			X			X			X			X		
Hexavalent Chromium (s)	All	NDPs: 0 Tests: 49		X			X			X			X			X			X			X
Metals in solid samples by OES	All	NDPs: 0 Tests: 49		X			X			X			X			X			X			X
PAH by GCMS	All	NDPs: 0 Tests: 53		X			X			X			X			X			X			X
PCBs by GCMS	All	NDPs: 0 Tests: 24											X			X			X			X
pH	All	NDPs: 0 Tests: 53		X			X			X			X			X			X			X
Sample description	All	NDPs: 0 Tests: 52		X			X			X			X			X			X			X
Semi Volatile Organic Compounds	All	NDPs: 0 Tests: 20											X			X			X			X
Total Organic Carbon	All	NDPs: 0 Tests: 24											X			X			X			X

20875053	SP21K	ES	0.80 - 1.00	1kg TUB	S			X														
20875167	SP22J	ES	0.20 - 0.40	60g VOC (ALE215)	S								X									
				250g Amber Jar (ALE210)	S				X		X	X		X	X	X		X	X			
				1kg TUB	S			X														
20875045	SP21J	ES	0.50 - 0.70	60g VOC (ALE215)	S								X									
				250g Amber Jar (ALE210)	S				X		X	X		X	X	X		X	X			
				1kg TUB	S			X														
20875158	SP22I	ES	0.80 - 1.10	60g VOC (ALE215)	S								X									
				250g Amber Jar (ALE210)	S	X		X	X	X	X		X	X	X	X	X	X	X		X
				1kg TUB	S			X														
20875037	SP21I	ES	0.50 - 0.70	60g VOC (ALE215)	S								X									
				250g Amber Jar (ALE210)	S	X		X	X	X	X		X	X	X	X	X	X	X		X
				1kg TUB	S			X														
20875147	SP22H	ES	0.50 - 0.80	60g VOC (ALE215)	S								X									
				250g Amber Jar (ALE210)	S				X		X	X		X	X	X		X	X			
				1kg TUB	S			X														
20875025	SP21H	ES	0.30 - 0.50	60g VOC (ALE215)	S								X									
				250g Amber Jar (ALE210)	S				X		X	X		X	X	X		X	X			
				1kg TUB	S			X														
20875142	SP22G	ES	0.30 - 0.50	60g VOC (ALE215)	S								X									

Validated

CERTIFICATE OF ANALYSIS

SDG:	191004-110	**Client Reference:**	70053735	**Report Number:**	527697
Location:	Maylands	**Order Number:**	70053735-S01	**Superseded Report:**	527629

Results Legend

X Test

N No Determination Possible

Sample Types -
S - Soil/Solid
UNS - Unspecified Solid
GW - Ground Water
SW - Surface Water
LE - Land Leachate
PL - Prepared Leachate
PR - Process Water
SA - Saline Water
TE - Trade Effluent
TS - Treated Sewage
US - Untreated Sewage
RE - Recreational Water
DW - Drinking Water Non-regulatory
UNL - Unspecified Liquid
SL - Sludge
G - Gas
OTH - Other

Lab Sample No(s)			20874998			20875129			20874863			20875007			20875137			20875017			20875142	
Customer Sample Reference			SP21E			SP22E			SP9F			SP21F			SP22F			SP21G			SP22G	
AGS Reference			ES			ES			ES			ES			ES			ES			ES	
Depth (m)			0.30 - 0.50			0.20 - 0.40			0.80 - 1.00			0.40 - 0.60			0.50 - 0.70			0.20 - 0.40			0.30 - 0.50	
Container			1kg TUB	250g Amber Jar (ALE210)	60g VOC (ALE215)	1kg TUB	250g Amber Jar (ALE210)	60g VOC (ALE215)	1kg TUB	250g Amber Jar (ALE210)	60g VOC (ALE215)	1kg TUB	250g Amber Jar (ALE210)	60g VOC (ALE215)	1kg TUB	250g Amber Jar (ALE210)	60g VOC (ALE215)	1kg TUB	250g Amber Jar (ALE210)	60g VOC (ALE215)	1kg TUB	250g Amber Jar (ALE210)
Sample Type			S	S	S	S	S	S	S	S	S	S	S	S	S	S	S	S	S	S	S	S
TPH CWG GC (S)	All	NDPs: 0 Tests: 49		X			X			X			X			X			X			X
VOC MS (S)	All	NDPs: 0 Tests: 52			X			X			X			X			X			X		

20875053	SP21K	ES	0.80 - 1.00	1kg TUB	S				
20875167	SP22J	ES	0.20 - 0.40	60g VOC (ALE215)	S				X
				250g Amber Jar (ALE210)	S		X		
				1kg TUB	S				
20875045	SP21J	ES	0.50 - 0.70	60g VOC (ALE215)	S				X
				250g Amber Jar (ALE210)	S		X		
				1kg TUB	S				
20875158	SP22I	ES	0.80 - 1.10	60g VOC (ALE215)	S				X
				250g Amber Jar (ALE210)	S		X		
				1kg TUB	S				
20875037	SP21I	ES	0.50 - 0.70	60g VOC (ALE215)	S				X
				250g Amber Jar (ALE210)	S		X		
				1kg TUB	S				
20875147	SP22H	ES	0.50 - 0.80	60g VOC (ALE215)	S				X
				250g Amber Jar (ALE210)	S		X		
				1kg TUB	S				
20875025	SP21H	ES	0.30 - 0.50	60g VOC (ALE215)	S				X
				250g Amber Jar (ALE210)	S		X		
				1kg TUB	S				
20875142	SP22G	ES	0.30 - 0.50	60g VOC (ALE215)	S				X

Validated

CERTIFICATE OF ANALYSIS

SDG:	191004-110	**Client Reference:**	70053735	**Report Number:**	527697
Location:	Maylands	**Order Number:**	70053735-S01	**Superseded Report:**	527629

Results Legend

X Test

N No Determination Possible

Sample Types -
S - Soil/Solid
UNS - Unspecified Solid
GW - Ground Water
SW - Surface Water
LE - Land Leachate
PL - Prepared Leachate
PR - Process Water
SA - Saline Water
TE - Trade Effluent
TS - Treated Sewage
US - Untreated Sewage
RE - Recreational Water
DW - Drinking Water Non-regulatory
UNL - Unspecified Liquid
SL - Sludge
G - Gas
OTH - Other

Lab Sample No(s)			20875053		20875180			20875064			20875185			20875083			20875192			20875202	
Customer Sample Reference			SP21K		SP22K			SP21L			SP22L			SP21M			SP22M			SP22N	
AGS Reference			ES		ES			ES			ES			ES			ES			ES	
Depth (m)			0.80 - 1.00		0.10 - 0.30			0.70 - 0.90			0.30 - 0.50			0.20 - 0.40			0.50 - 0.80			0.70 - 0.90	
Container			250g Amber Jar (ALE210)	60g VOC (ALE215)	1kg TUB	250g Amber Jar (ALE210)	60g VOC (ALE215)	1kg TUB	250g Amber Jar (ALE210)	60g VOC (ALE215)	1kg TUB	250g Amber Jar (ALE210)	60g VOC (ALE215)	1kg TUB	250g Amber Jar (ALE210)	60g VOC (ALE215)	1kg TUB	250g Amber Jar (ALE210)	60g VOC (ALE215)	1kg TUB	250g Amber Jar (ALE210)	60g VOC (ALE215)
Sample Type			S	S	S	S	S	S	S	S	S	S	S	S	S	S	S	S	S	S	S	S
Anions by Kone (soil)	All	NDPs: 0 Tests: 20	X			X												X				
Asbestos ID in Solid Samples	All	NDPs: 0 Tests: 58			X			X			X			X			X			X		
Boron Water Soluble	All	NDPs: 0 Tests: 49	X			X			X			X			X			X			X	
Cyanide Comp/Free/Total/Thiocyanate	All	NDPs: 0 Tests: 20	X			X												X				
EPH CWG (Aliphatic) GC (S)	All	NDPs: 0 Tests: 49	X			X			X			X			X			X			X	
EPH CWG (Aromatic) GC (S)	All	NDPs: 0 Tests: 49	X			X			X			X			X			X			X	
GRO by GC-FID (S)	All	NDPs: 0 Tests: 49	X				X			X			X		X				X			X
Hexavalent Chromium (s)	All	NDPs: 0 Tests: 49	X			X			X			X			X			X			X	
Metals in solid samples by OES	All	NDPs: 0 Tests: 49	X			X			X			X			X			X			X	
PAH by GCMS	All	NDPs: 0 Tests: 53	X			X			X			X			X			X			X	
PCBs by GCMS	All	NDPs: 0 Tests: 24	X			X												X				
pH	All	NDPs: 0 Tests: 53	X			X			X			X			X			X			X	
Sample description	All	NDPs: 0 Tests: 52	X			X			X			X			X			X			X	
Semi Volatile Organic Compounds	All	NDPs: 0 Tests: 20	X			X												X				
Total Organic Carbon	All	NDPs: 0 Tests: 24	X			X												X				

20875256	SP22U	ES	0.50 - 0.80	250g Amber Jar (ALE210)	S					X			X		X			X		X		X			X		X			
				1kg TUB	S				X																				
20875251	SP22T	ES	0.00 - 0.30	60g VOC (ALE215)	S												X													
				250g Amber Jar (ALE210)	S					X			X		X			X		X		X			X		X			
				1kg TUB	S				X																				
20875246	SP22S	ES	0.90 - 1.10	60g VOC (ALE215)	S												X													
				250g Amber Jar (ALE210)	S					X			X		X			X		X		X			X		X			
				1kg TUB	S				X																				
20875231	SP22R	ES	1.00 - 1.20	60g VOC (ALE215)	S												X													
				250g Amber Jar (ALE210)	S		X			X		X	X		X			X		X		X		X	X		X		X	
				1kg TUB	S				X																				
20875218	SP22Q	ES	0.70 - 0.90	60g VOC (ALE215)	S												X													
				250g Amber Jar (ALE210)	S					X			X		X			X		X		X			X		X			
				1kg TUB	S				X																				
20875213	SP22P	ES	0.80 - 1.00	60g VOC (ALE215)	S												X													
				250g Amber Jar (ALE210)	S					X			X		X			X		X		X			X		X			
				1kg TUB	S				X																				
20875208	SP22O	ES	0.30 - 0.50	60g VOC (ALE215)	S												X													
				250g Amber Jar (ALE210)	S		X			X		X	X		X			X		X		X		X	X		X		X	
				1kg TUB	S				X																				

Validated

CERTIFICATE OF ANALYSIS

SDG:	191004-110	**Client Reference:**	70053735	**Report Number:**	527697
Location:	Maylands	**Order Number:**	70053735-S01	**Superseded Report:**	527629

Results Legend

X Test

N No Determination Possible

Sample Types -
S - Soil/Solid
UNS - Unspecified Solid
GW - Ground Water
SW - Surface Water
LE - Land Leachate
PL - Prepared Leachate
PR - Process Water
SA - Saline Water
TE - Trade Effluent
TS - Treated Sewage
US - Untreated Sewage
RE - Recreational Water
DW - Drinking Water Non-regulatory
UNL - Unspecified Liquid
SL - Sludge
G - Gas
OTH - Other

Lab Sample No(s)			20875053			20875180			20875064			20875185			20875083			20875192			20875202		
Customer Sample Reference			SP21K			SP22K			SP21L			SP22L			SP21M			SP22M			SP22N		
AGS Reference			ES			ES			ES			ES			ES			ES			ES		
Depth (m)			0.80 - 1.00			0.10 - 0.30			0.70 - 0.90			0.30 - 0.50			0.20 - 0.40			0.50 - 0.80			0.70 - 0.90		
Container			250g Amber Jar (ALE210)	60g VOC (ALE215)	1kg TUB	250g Amber Jar (ALE210)	60g VOC (ALE215)	1kg TUB	250g Amber Jar (ALE210)	60g VOC (ALE215)	1kg TUB	250g Amber Jar (ALE210)	60g VOC (ALE215)	1kg TUB	250g Amber Jar (ALE210)	60g VOC (ALE215)	1kg TUB	250g Amber Jar (ALE210)	60g VOC (ALE215)	1kg TUB	250g Amber Jar (ALE210)	60g VOC (ALE215)
Sample Type			S	S	S	S	S	S	S	S	S	S	S	S	S	S	S	S	S	S	S	S	S
TPH CWG GC (S)	All	NDPs: 0 Tests: 49	X			X			X			X			X			X			X		
VOC MS (S)	All	NDPs: 0 Tests: 52		X			X			X			X			X			X			X	

20875256	SP22U	ES	0.50 - 0.80	250g Amber Jar (ALE210)	S		X		
				1kg TUB	S				
20875251	SP22T	ES	0.00 - 0.30	60g VOC (ALE215)	S				X
				250g Amber Jar (ALE210)	S		X		
				1kg TUB	S				
20875246	SP22S	ES	0.90 - 1.10	60g VOC (ALE215)	S				X
				250g Amber Jar (ALE210)	S		X		
				1kg TUB	S				
20875231	SP22R	ES	1.00 - 1.20	60g VOC (ALE215)	S				X
				250g Amber Jar (ALE210)	S		X		
				1kg TUB	S				
20875218	SP22Q	ES	0.70 - 0.90	60g VOC (ALE215)	S				X
				250g Amber Jar (ALE210)	S		X		
				1kg TUB	S				
20875213	SP22P	ES	0.80 - 1.00	60g VOC (ALE215)	S				X
				250g Amber Jar (ALE210)	S		X		
				1kg TUB	S				
20875208	SP22O	ES	0.30 - 0.50	60g VOC (ALE215)	S				X
				250g Amber Jar (ALE210)	S		X		
				1kg TUB	S				

Validated

CERTIFICATE OF ANALYSIS

SDG:	191004-110	**Client Reference:**	70053735	**Report Number:**	527697
Location:	Maylands	**Order Number:**	70053735-S01	**Superseded Report:**	527629

Results Legend

X **Test**

N **No Determination Possible**

Sample Types -

S - Soil/Solid
UNS - Unspecified Solid
GW - Ground Water
SW - Surface Water
LE - Land Leachate
PL - Prepared Leachate
PR - Process Water
SA - Saline Water
TE - Trade Effluent
TS - Treated Sewage
US - Untreated Sewage
RE - Recreational Water
DW - Drinking Water Non-regulatory
UNL - Unspecified Liquid
SL - Sludge
G - Gas
OTH - Other

	Lab Sample No(s)			20875256		
	Customer Sample Reference			SP22U		
	AGS Reference			ES		
	Depth (m)			0.50 - 0.80		
	Container			60g VOC (ALE215)		
	Sample Type			S		
GRO by GC-FID (S)	All	NDPs: 0 Tests: 49			X	
VOC MS (S)	All	NDPs: 0 Tests: 52			X	

Sample Descriptions

Grain Sizes

very fine	<0.063mm	fine	0.063mm - 0.1mm	medium	0.1mm - 2mm	coarse	2mm - 10mm	very coarse	>10mm

Lab Sample No(s)	Customer Sample Ref.	Depth (m)	Colour	Description	Inclusions	Inclusions 2
20874818	SP1	0.10 - 0.30	Dark Brown	Sand	Stones	None
20874896	SP2	0.10 - 0.30	Dark Brown	Sandy Loam	Stones	Vegetation
20874963	SP3	0.30 - 0.50	Dark Brown	Sandy Loam	Stones	Vegetation
20875076	SP4	0.00 - 0.20	Dark Brown	Sandy Loam	Stones	Vegetation
20875239	SP7	0.30 - 0.50	Dark Brown	Sandy Loam	Stones	Vegetation
20875272	SP8	0.50 - 0.70	Dark Brown	Sandy Loam	Stones	Vegetation
20874879	SP14	0.20 - 0.40	Dark Brown	Sand	Stones	Brick
20874886	SP15	0.10 - 0.30	Black	N/A	Tar	Stones
20874918	SP20	0.30 - 0.50	Dark Brown	Silty Clay	Crushed Brick	Stones
20874924	SP24	0.40 - 0.80	Dark Brown	Stone/Soil	Stones	None
20874932	SP25	0.20 - 0.40	Black	Clinker	None	None
20875095	SP26	0.10 - 0.30	Dark Brown	Sandy Loam	Stones	Vegetation
20875281	SP9A	0.30 - 0.50	Dark Brown	Sandy Loam	Stones	Vegetation
20874953	SP21A	0.80 - 1.00	Grey	Sandy Loam	Crushed Brick	Stones
20875101	SP22A	0.20 - 0.40	Dark Brown	Sandy Loam	Stones	Vegetation
20874939	SP23A	0.50 - 0.70	Dark Brown	Sandy Loam	Stones	Vegetation
20875297	SP9B	0.70 - 1.00	Dark Brown	Sandy Loam	Stones	Crushed Brick
20874976	SP21B	0.50 - 0.70	Dark Brown	Sandy Loam	Crushed Brick	Stones
20875109	SP22B	0.40 - 0.60	Dark Brown	Sandy Clay Loam	Stones	None
20874945	SP23B	0.70 - 1.00	Dark Brown	Silt Loam	Stones	Vegetation
20874835	SP9C	0.80 - 1.00	Dark Brown	Sandy Loam	Crushed Brick	Stones
20874988	SP21C	0.30 - 0.50	Dark Brown	Sandy Loam	Stones	Crushed Brick
20875115	SP22C	0.60 - 0.80	Dark Brown	Sandy Clay Loam	Stones	None
20874845	SP9D	0.90 - 1.10	Dark Brown	Sandy Loam	Stones	Brick
20875123	SP22D	0.80 - 1.00	Dark Brown	Sandy Clay Loam	Stones	Vegetation
20874856	SP9E	0.50 - 0.70	Dark Brown	Sandy Loam	Brick	Stones
20874998	SP21E	0.30 - 0.50	Dark Brown	Sandy Loam	Stones	Brick
20875129	SP22E	0.20 - 0.40	Dark Brown	Sandy Loam	Stones	Vegetation
20874863	SP9F	0.80 - 1.00	Dark Brown	Sandy Clay Loam	Stones	None
20875007	SP21F	0.40 - 0.60	Dark Brown	Sandy Loam	Stones	None
20875137	SP22F	0.50 - 0.70	Dark Brown	Sandy Clay Loam	Stones	None
20875017	SP21G	0.20 - 0.40	Dark Brown	Sandy Loam	Stones	Vegetation
20875142	SP22G	0.30 - 0.50	Dark Brown	Sandy Silt Loam	Stones	Vegetation
20875025	SP21H	0.30 - 0.50	Dark Brown	Silty Clay	Crushed Brick	Glass & Stones
20875147	SP22H	0.50 - 0.80	Dark Brown	Sandy Loam	Stones	Vegetation
20875037	SP21I	0.50 - 0.70	Dark Brown	Sandy Loam	Stones	Vegetation
20875158	SP22I	0.80 - 1.10	Light Brown	Silty Clay	Stones	None
20875045	SP21J	0.50 - 0.70	Light Brown	Silty Clay	Crushed Brick	Stones

CERTIFICATE OF ANALYSIS

SDG:	191004-110	**Client Reference:**	70053735	**Report Number:**	527697
Location:	Maylands	**Order Number:**	70053735-S01	**Superseded Report:**	527629

			Colour	Description	Inclusions	Inclusions 2
20875167	SP22J	0.20 - 0.40	Light Brown	Silty Clay	Stones	None
20875053	SP21K	0.80 - 1.00	Dark Brown	Sandy Clay Loam	Stones	None
20875180	SP22K	0.10 - 0.30	Light Brown	Silty Clay Loam	Stones	None
20875064	SP21L	0.70 - 0.90	Orange	Silty Clay	Crushed Brick	Stones
20875185	SP22L	0.30 - 0.50	Dark Brown	Silty Clay	Crushed Brick	Stones
20875083	SP21M	0.20 - 0.40	Dark Brown	Silty Clay Loam	Stones	None
20875192	SP22M	0.50 - 0.80	Light Brown	Silty Clay	Stones	None
20875202	SP22N	0.70 - 0.90	Light Brown	Sandy Clay Loam	Stones	None
20875208	SP22O	0.30 - 0.50	Dark Brown	Sandy Clay	Stones	Vegetation
20875213	SP22P	0.80 - 1.00	Light Brown	Silty Clay	Stones	None
20875218	SP22Q	0.70 - 0.90	Light Brown	Silty Clay Loam	Stones	None
20875231	SP22R	1.00 - 1.20	Dark Brown	Silty Clay	Stones	None
20875246	SP22S	0.90 - 1.10	Dark Brown	Sandy Loam	Stones	Vegetation
20875251	SP22T	0.00 - 0.30	Dark Brown	Sandy Loam	Stones	Vegetation
20875256	SP22U	0.50 - 0.80	Dark Brown	Sandy Loam	Stones	Crushed Brick

These descriptions are only intended to act as a cross check if sample identities are questioned, and to provide a log of sample matrices with respect to MCERTS validation. They are not intended as full geological descriptions.

We are accredited to MCERTS for sand, clay and loam/topsoil, or any of these materials - whether these are derived from naturally ocurring soil profiles, or from fill/made ground, as long as these materials constitute the major part of the sample.

Other coarse granular materials such as concrete, gravel and brick are not accredited if they comprise the major part of the sample.

Validated

CERTIFICATE OF ANALYSIS

SDG:	191004-110	**Client Reference:**	70053735	**Report Number:**	527697
Location:	Maylands	**Order Number:**	70053735-S01	**Superseded Report:**	527629

Results Legend

#	ISO17025 accredited.
M	*m*CERTS accredited.
aq	Aqueous / settled sample.
diss.filt	Dissolved / filtered sample.
tot.unfilt	Total / unfiltered sample.
*	Subcontracted - refer to subcontractor report for accreditation status.
**	% recovery of the surrogate standard to check the efficiency of the method. The results of individual compounds within samples aren't corrected for the recovery
(F)	Trigger breach confirmed
1-3+5@	Sample deviation (see appendix)

Customer Sample Ref.			SP1	SP2	SP3	SP4	SP6	SP7
Depth (m)			0.10 - 0.30	0.10 - 0.30	0.30 - 0.50	0.00 - 0.20	0.50 - 0.70	0.30 - 0.50
Sample Type			Soil/Solid (S)	Soil/Solid (S)	Soil/Solid (S)	Soil/Solid (S)	Soil/Solid (S)	Soil/Solid (S)
Date Sampled			01/10/2019	01/10/2019	01/10/2019	01/10/2019	01/10/2019	01/10/2019
Sampled Time			.	.	.	.	.	.
Date Received			04/10/2019	04/10/2019	04/10/2019	04/10/2019	04/10/2019	04/10/2019
SDG Ref			191004-110	191004-110	191004-110	191004-110	191004-110	191004-110
Lab Sample No.(s)			20874818	20874896	20874963	20875076	20874872	20875239
AGS Reference			ES	ES	ES	ES	ES	ES
Component	**LOD/Units**	**Method**						
Moisture Content Ratio (% of as received sample)	%	PM024	6.9	15	11	17		19
Loss on ignition	<0.7 %	TM018				7 M		
Mineral Oil Surrogate % recovery**	%	TM061				74.4		
Mineral oil >C10-C40	<1 mg/kg	TM061				33.4		
Organic Carbon, Total	<0.2 %	TM132				0.644 M		
pH	1 pH Units	TM133	9.65 M	8.79 M	8.71 M	8.54 M		8.09 M
Chromium, Hexavalent	<0.6 mg/kg	TM151	<0.6 #	<0.6 #	<0.6 #	<0.6 #		<0.6 #
PCB congener 28	<0.003 mg/kg	TM168				<0.003 M		
PCB congener 52	<0.003 mg/kg	TM168				<0.003 M		
PCB congener 101	<0.003 mg/kg	TM168				<0.003 M		
PCB congener 118	<0.003 mg/kg	TM168				<0.003 M		
PCB congener 138	<0.003 mg/kg	TM168				<0.003 M		
PCB congener 153	<0.003 mg/kg	TM168				<0.003 M		
PCB congener 180	<0.003 mg/kg	TM168				<0.003 M		
Sum of detected PCB 7 Congeners	<0.021 mg/kg	TM168				<0.021		
Arsenic	<0.6 mg/kg	TM181	29.7 M	11.9 M	13 M	19.6 M		9.21 M
Barium	<0.6 mg/kg	TM181	27.1 #	89.4 #	76.8 #	65.3 #		71 #
Beryllium	<0.01 mg/kg	TM181	0.808 M	0.995 M	1.02 M	1.79 M		0.571 M
Cadmium	<0.02 mg/kg	TM181	0.291 M	0.319 M	0.115 M	0.0628 M		0.31 M
Chromium	<0.9 mg/kg	TM181	1.98 M	17.2 M	24.1 M	25.6 M		11.5 M
Copper	<1.4 mg/kg	TM181	9.88 M	19.3 M	12.3 M	20.6 M		18.3 M
Lead	<0.7 mg/kg	TM181	12.1 M	44.9 M	26.3 M	21 M		55.7 M
Mercury	<0.14 mg/kg	TM181	<0.14 M	<0.14 M	<0.14 M	<0.14 M		<0.14 M
Nickel	<0.2 mg/kg	TM181	26.9 M	18.2 M	18.9 M	31.1 M		12.7 M
Selenium	<1 mg/kg	TM181	<1 #	<1 #	<1 #	<1 #		<1 #
Vanadium	<0.2 mg/kg	TM181	39.3 #	38.1 #	60.1 #	66.1 #		24.3 #
Zinc	<1.9 mg/kg	TM181	59.7 M	71.9 M	45.4 M	69.9 M		62.5 M
ANC @ pH 4	<0.03 mol/kg	TM182				0.345		
ANC @ pH 6	<0.03 mol/kg	TM182				0.122		
Boron, water soluble	<1 mg/kg	TM222	<1 M	1.07 M	1.04 M	<1 M		<1 M
Asbestos Quantification - Gravimetric - %	<0.001 %	TM304		<0.001 #			<0.001 #	
Asbestos Quantification - PCOM Evaluation - %	<0.001 %	TM304		<0.001 #			<0.001 #	

Validated

CERTIFICATE OF ANALYSIS

SDG:	191004-110	**Client Reference:**	70053735	**Report Number:**	527697
Location:	Maylands	**Order Number:**	70053735-S01	**Superseded Report:**	527629

Results Legend

#	ISO17025 accredited.
M	*m*CERTS accredited.
aq	Aqueous / settled sample.
diss.filt	Dissolved / filtered sample.
tot.unfilt	Total / unfiltered sample.
*	Subcontracted - refer to subcontractor report for accreditation status.
**	% recovery of the surrogate standard to check the efficiency of the method. The results of individual compounds within samples aren't corrected for the recovery
(F)	Trigger breach confirmed
1-3+§@	Sample deviation (see appendix)

Customer Sample Ref.			SP1	SP2	SP3	SP4	SP6	SP7
Depth (m)			0.10 - 0.30	0.10 - 0.30	0.30 - 0.50	0.00 - 0.20	0.50 - 0.70	0.30 - 0.50
Sample Type			Soil/Solid (S)	Soil/Solid (S)	Soil/Solid (S)	Soil/Solid (S)	Soil/Solid (S)	Soil/Solid (S)
Date Sampled			01/10/2019	01/10/2019	01/10/2019	01/10/2019	01/10/2019	01/10/2019
Sampled Time			-	-	-	-	-	-
Date Received			04/10/2019	04/10/2019	04/10/2019	04/10/2019	04/10/2019	04/10/2019
SDG Ref			191004-110	191004-110	191004-110	191004-110	191004-110	191004-110
Lab Sample No.(s)			20874818	20874896	20874963	20875076	20874872	20875239
AGS Reference			ES	ES	ES	ES	ES	ES
Component	**LOD/Units**	**Method**						
Additional Asbestos Components (Using TM048)		TM304		None #			None #	
Analysts Comments		TM304		N/C			N/C	
Asbestos Quantification - Total - %	<0.001 %	TM304		<0.001 #			<0.001 #	
PAH Total 17 (inc Coronene) Moisture Corrected	<10 mg/kg	TM410				<10		
Coronene	<0.2 mg/kg	TM410				<0.2		

Validated

CERTIFICATE OF ANALYSIS

SDG:	191004-110	**Client Reference:**	70053735	**Report Number:**	527697
Location:	Maylands	**Order Number:**	70053735-S01	**Superseded Report:**	527629

Results Legend

#	ISO17025 accredited.
M	*m*CERTS accredited.
aq	Aqueous / settled sample.
diss.filt	Dissolved / filtered sample.
tot.unfilt	Total / unfiltered sample.
*	Subcontracted - refer to subcontractor report for accreditation status.
**	% recovery of the surrogate standard to check the efficiency of the method. The results of individual compounds within samples aren't corrected for the recovery
(F)	Trigger breach confirmed
1-3+5@	Sample deviation (see appendix)

Customer Sample Ref.			SP8	SP12	SP14	SP15	SP20	SP24
Depth (m)			0.50 - 0.70	0.60 - 0.90	0.20 - 0.40	0.10 - 0.30	0.30 - 0.50	0.40 - 0.80
Sample Type			Soil/Solid (S)	Soil/Solid (S)	Soil/Solid (S)	Soil/Solid (S)	Soil/Solid (S)	Soil/Solid (S)
Date Sampled			01/10/2019	01/10/2019	01/10/2019	01/10/2019	01/10/2019	01/10/2019
Sampled Time			.	.	.	.	.	.
Date Received			04/10/2019	04/10/2019	04/10/2019	04/10/2019	04/10/2019	04/10/2019
SDG Ref			191004-110	191004-110	191004-110	191004-110	191004-110	191004-110
Lab Sample No.(s)			20875272	20874913	20874879	20874886	20874918	20874924
AGS Reference			ES	ES	ES	ES	ES	ES
Component	**LOD/Units**	**Method**						
Moisture Content Ratio (% of as received sample)	%	PM024	19		11	0.51	18	10
pH	1 pH Units	TM133	8.49 M		8.81 M	9.57	9.65 M	8.71 #
Chromium, Hexavalent	<0.6 mg/kg	TM151	<0.6 #				<0.6 #	
Arsenic	<0.6 mg/kg	TM181	13.6 M				16.6 M	
Barium	<0.6 mg/kg	TM181	103 #				124 #	
Beryllium	<0.01 mg/kg	TM181	2.36 M				2.01 M	
Cadmium	<0.02 mg/kg	TM181	0.251 M				0.133 M	
Chromium	<0.9 mg/kg	TM181	30.6 M				26.5 M	
Copper	<1.4 mg/kg	TM181	33.1 M				181 M	
Lead	<0.7 mg/kg	TM181	41.7 M				43.1 M	
Mercury	<0.14 mg/kg	TM181	<0.14 M				<0.14 M	
Nickel	<0.2 mg/kg	TM181	36.2 M				32.3 M	
Selenium	<1 mg/kg	TM181	<1 #				<1 #	
Vanadium	<0.2 mg/kg	TM181	67.9 #				59.3 #	
Zinc	<1.9 mg/kg	TM181	95.6 M				78.4 M	
Boron, water soluble	<1 mg/kg	TM222	1.16 M				1.14 M	
Asbestos Quantification - Gravimetric - %	<0.001 %	TM304		0.0025 #				
Asbestos Quantification - PCOM Evaluation - %	<0.001 %	TM304		<0.001 #				
Additional Asbestos Components (Using TM048)		TM304		None #				
Analysts Comments		TM304		N/A				
Asbestos Quantification - Total - %	<0.001 %	TM304		0.0025 #				

Validated

CERTIFICATE OF ANALYSIS

SDG:	191004-110	**Client Reference:**	70053735	**Report Number:**	527697
Location:	Maylands	**Order Number:**	70053735-S01	**Superseded Report:**	527629

Results Legend

#	ISO17025 accredited.
M	*m*CERTS accredited.
aq	Aqueous / settled sample.
diss.filt	Dissolved / filtered sample.
tot.unfilt	Total / unfiltered sample.
*	Subcontracted - refer to subcontractor report for accreditation status.
**	% recovery of the surrogate standard to check the efficiency of the method. The results of individual compounds within samples aren't corrected for the recovery
(F)	Trigger breach confirmed
1-3+5@	Sample deviation (see appendix)

Customer Sample Ref.			SP25	SP26	SP27	SP9A	SP21A	SP22A
Depth (m)			0.20 - 0.40	0.10 - 0.30	0.20 - 0.40	0.30 - 0.50	0.80 - 1.00	0.20 - 0.40
Sample Type			Soil/Solid (S)	Soil/Solid (S)	Soil/Solid (S)	Soil/Solid (S)	Soil/Solid (S)	Soil/Solid (S)
Date Sampled			01/10/2019	02/10/2019	01/10/2019	01/10/2019	01/10/2019	02/10/2019
Sampled Time			.	.	.	.	.	.
Date Received			04/10/2019	04/10/2019	04/10/2019	04/10/2019	04/10/2019	04/10/2019
SDG Ref			191004-110	191004-110	191004-110	191004-110	191004-110	191004-110
Lab Sample No.(s)			20874932	20875095	20874916	20875281	20874953	20875101
AGS Reference			ES	ES	ES	ES	ES	ES
Component	**LOD/Units**	**Method**						
Moisture Content Ratio (% of as received sample)	%	PM024	0	23		15	17	19
Soil Organic Matter (SOM)	<0.35 %	TM132				0.707 #	1.84 #	0.665 #
pH	1 pH Units	TM133	9.31 #	8.01 M		8.34 M	8.51 M	8.71 M
Chromium, Hexavalent	<0.6 mg/kg	TM151		<0.6 #		<0.6 #	<0.6 #	<0.6 #
Cyanide, Total	<1 mg/kg	TM153				<1 M	<1 M	<1 M
PCB congener 118	<0.003 mg/kg	TM168				<0.003 M	<0.03 M	<0.003 M
PCB congener 81	<0.003 mg/kg	TM168				<0.003 M	<0.03 M	<0.003 M
PCB congener 77	<0.003 mg/kg	TM168				<0.003 M	<0.03 M	<0.003 M
PCB congener 123	<0.003 mg/kg	TM168				<0.003 M	<0.03 M	<0.003 M
PCB congener 114	<0.003 mg/kg	TM168				<0.003 M	<0.03 M	<0.003 M
PCB congener 105	<0.003 mg/kg	TM168				<0.003 M	<0.03 M	<0.003 M
PCB congener 126	<0.003 mg/kg	TM168				<0.003 M	<0.03 M	<0.003 M
PCB congener 167	<0.003 mg/kg	TM168				<0.003 M	<0.03 M	<0.003 M
PCB congener 156	<0.003 mg/kg	TM168				<0.003 M	<0.03 M	<0.003 M
PCB congener 157	<0.003 mg/kg	TM168				<0.003 M	<0.03 M	<0.003 M
PCB congener 169	<0.003 mg/kg	TM168				<0.003 M	<0.03 M	<0.003 M
PCB congener 189	<0.003 mg/kg	TM168				<0.003 M	<0.03 M	<0.003 M
Sum of detected WHO 12 PCBs	<0.036 mg/kg	TM168				<0.036	<0.36	<0.036
Arsenic	<0.6 mg/kg	TM181		14.9 M		14.3 M	14 M	14.1 M
Barium	<0.6 mg/kg	TM181		109 #		82.3 #	97.1 #	85.8 #
Beryllium	<0.01 mg/kg	TM181		4.78 M		0.995 M	1.51 M	1.6 M
Cadmium	<0.02 mg/kg	TM181		0.486 M		0.153 M	0.326 M	0.104 M
Chromium	<0.9 mg/kg	TM181		29.9 M		22.1 M	24.5 M	23.7 M
Copper	<1.4 mg/kg	TM181		34.4 M		12.2 M	22.9 M	18.6 M
Lead	<0.7 mg/kg	TM181		33.8 M		31.9 M	40.3 M	28.4 M
Mercury	<0.14 mg/kg	TM181		<0.14 M		<0.14 M	<0.14 M	<0.14 M
Nickel	<0.2 mg/kg	TM181		65.2 M		17.8 M	28.7 M	23.4 M
Selenium	<1 mg/kg	TM181		<1 #		<1 #	<1 #	<1 #
Vanadium	<0.2 mg/kg	TM181		69.1 #		41.5 #	47.3 #	53.6 #
Zinc	<1.9 mg/kg	TM181		122 M		56.3 M	95.5 M	61.4 M
Boron, water soluble	<1 mg/kg	TM222		<1 M		<1 M	2.05 M	<1 M
Water Soluble Sulphate as SO4 2:1 Extract	<0.004 g/l	TM243				0.112 M	1.04 M	0.0322 M

Validated

CERTIFICATE OF ANALYSIS

SDG:	191004-110	**Client Reference:**	70053735	**Report Number:**	527697
Location:	Maylands	**Order Number:**	70053735-S01	**Superseded Report:**	527629

Results Legend

#	ISO17025 accredited.
M	*m*CERTS accredited.
aq	Aqueous / settled sample.
diss.filt	Dissolved / filtered sample.
tot.unfilt	Total / unfiltered sample.
*	Subcontracted - refer to subcontractor report for accreditation status.
**	% recovery of the surrogate standard to check the efficiency of the method. The results of individual compounds within samples aren't corrected for the recovery
(F)	Trigger breach confirmed
1-3+§@	Sample deviation (see appendix)

Customer Sample Ref.			SP25	SP26	SP27	SP9A	SP21A	SP22A
Depth (m)			0.20 - 0.40	0.10 - 0.30	0.20 - 0.40	0.30 - 0.50	0.80 - 1.00	0.20 - 0.40
Sample Type			Soil/Solid (S)	Soil/Solid (S)	Soil/Solid (S)	Soil/Solid (S)	Soil/Solid (S)	Soil/Solid (S)
Date Sampled			01/10/2019	02/10/2019	01/10/2019	01/10/2019	01/10/2019	02/10/2019
Sampled Time			-	-	-	-	-	-
Date Received			04/10/2019	04/10/2019	04/10/2019	04/10/2019	04/10/2019	04/10/2019
SDG Ref			191004-110	191004-110	191004-110	191004-110	191004-110	191004-110
Lab Sample No.(s)			20874932	20875095	20874916	20875281	20874953	20875101
AGS Reference			ES	ES	ES	ES	ES	ES
Component	**LOD/Units**	**Method**						
Asbestos Quantification - Gravimetric - %	<0.001 %	TM304			0.0176 #			
Asbestos Quantification - PCOM Evaluation - %	<0.001 %	TM304			<0.001 #			
Additional Asbestos Components (Using TM048)		TM304			None #			
Analysts Comments		TM304			N/A			
Asbestos Quantification - Total - %	<0.001 %	TM304			0.0176 #			

Validated

CERTIFICATE OF ANALYSIS

SDG:	191004-110	**Client Reference:**	70053735	**Report Number:**	527697
Location:	Maylands	**Order Number:**	70053735-S01	**Superseded Report:**	527629

Results Legend

#	ISO17025 accredited.
M	*m*CERTS accredited.
aq	Aqueous / settled sample.
diss.filt	Dissolved / filtered sample.
tot.unfilt	Total / unfiltered sample.
*	Subcontracted - refer to subcontractor report for accreditation status.
**	% recovery of the surrogate standard to check the efficiency of the method. The results of individual compounds within samples aren't corrected for the recovery
(F)	Trigger breach confirmed
1-3+5@	Sample deviation (see appendix)

Component	LOD/Units	Method	SP23A	SP9B	SP21B	SP22B	SP23B	SP9C
Customer Sample Ref.			SP23A	SP9B	SP21B	SP22B	SP23B	SP9C
Depth (m)			0.50 - 0.70	0.70 - 1.00	0.50 - 0.70	0.40 - 0.60	0.70 - 1.00	0.80 - 1.00
Sample Type			Soil/Solid (S)	Soil/Solid (S)	Soil/Solid (S)	Soil/Solid (S)	Soil/Solid (S)	Soil/Solid (S)
Date Sampled			01/10/2019	01/10/2019	01/10/2019	02/10/2019	01/10/2019	01/10/2019
Sampled Time			.	.	.	.	.	.
Date Received			04/10/2019	04/10/2019	04/10/2019	04/10/2019	04/10/2019	04/10/2019
SDG Ref			191004-110	191004-110	191004-110	191004-110	191004-110	191004-110
Lab Sample No.(s)			20874939	20875297	20874976	20875109	20874945	20874835
AGS Reference			ES	ES	ES	ES	ES	ES
Moisture Content Ratio (% of as received sample)	%	PM024	11	18	13	21	11	18
Loss on ignition	<0.7 %	TM018	6.06 M	4.81 M	4.21 M			
Mineral Oil Surrogate % recovery**	%	TM061	67.9	78.6	60.4			
Mineral oil >C10-C40	<1 mg/kg	TM061	93.7	52.6	78.8			
Organic Carbon, Total	<0.2 %	TM132	0.734 M	0.949 M	0.991 M			
Soil Organic Matter (SOM)	<0.35 %	TM132					1.47 #	0.936 #
pH	1 pH Units	TM133	8.53 M	9.62 M	8.66 M	8.46 M	8.22 M	10.5 M
Chromium, Hexavalent	<0.6 mg/kg	TM151	<0.6 #	<0.6 #	<0.6 #	<0.6 #	<0.6 #	<0.6 #
Cyanide, Total	<1 mg/kg	TM153					<1 M	<1 M
PCB congener 28	<0.003 mg/kg	TM168	0.00433 M	<0.003 M	<0.003 M			
PCB congener 52	<0.003 mg/kg	TM168	0.00871 M	<0.003 M	<0.003 M			
PCB congener 101	<0.003 mg/kg	TM168	0.0124 M	<0.003 M	0.00524 M			
PCB congener 118	<0.003 mg/kg	TM168	0.0059 M	<0.003 M	<0.003 M		<0.015 M	<0.003 M
PCB congener 138	<0.003 mg/kg	TM168	0.0102 M	<0.003 M	0.00366 M			
PCB congener 153	<0.003 mg/kg	TM168	0.00636 M	<0.003 M	<0.003 M			
PCB congener 180	<0.003 mg/kg	TM168	<0.003 M	<0.003 M	<0.003 M			
Sum of detected PCB 7 Congeners	<0.021 mg/kg	TM168	0.0479	<0.021	<0.021			
PCB congener 81	<0.003 mg/kg	TM168					<0.015 M	<0.003 M
PCB congener 77	<0.003 mg/kg	TM168					<0.015 M	<0.003 M
PCB congener 123	<0.003 mg/kg	TM168					<0.015 M	<0.003 M
PCB congener 114	<0.003 mg/kg	TM168					<0.015 M	<0.003 M
PCB congener 105	<0.003 mg/kg	TM168					<0.015 M	<0.003 M
PCB congener 126	<0.003 mg/kg	TM168					<0.015 M	<0.003 M
PCB congener 167	<0.003 mg/kg	TM168					<0.015 M	<0.003 M
PCB congener 156	<0.003 mg/kg	TM168					<0.015 M	<0.003 M
PCB congener 157	<0.003 mg/kg	TM168					<0.015 M	<0.003 M
PCB congener 169	<0.003 mg/kg	TM168					<0.015 M	<0.003 M
PCB congener 189	<0.003 mg/kg	TM168					<0.015 M	<0.003 M
Sum of detected WHO 12 PCBs	<0.036 mg/kg	TM168					<0.18	<0.036
Arsenic	<0.6 mg/kg	TM181	17.3 M	13.6 M	13.5 M	15.3 M	13.1 M	15.6 M
Barium	<0.6 mg/kg	TM181	81.6 #	116 #	127 #	115 #	93.4 #	119 #
Beryllium	<0.01 mg/kg	TM181	1.32 M	1.46 M	2.35 M	2.18 M	1.41 M	3.03 M

Validated

CERTIFICATE OF ANALYSIS

SDG:	191004-110	**Client Reference:**	70053735	**Report Number:**	527697
Location:	Maylands	**Order Number:**	70053735-S01	**Superseded Report:**	527629

Results Legend

#	ISO17025 accredited.
M	*m*CERTS accredited.
aq	Aqueous / settled sample.
diss.filt	Dissolved / filtered sample.
tot.unfilt	Total / unfiltered sample.
*	Subcontracted - refer to subcontractor report for accreditation status.
**	% recovery of the surrogate standard to check the efficiency of the method. The results of individual compounds within samples aren't corrected for the recovery
(F)	Trigger breach confirmed
1-3+§@	Sample deviation (see appendix)

Customer Sample Ref.			SP23A	SP9B	SP21B	SP22B	SP23B	SP9C
Depth (m)			0.50 - 0.70	0.70 - 1.00	0.50 - 0.70	0.40 - 0.60	0.70 - 1.00	0.80 - 1.00
Sample Type			Soil/Solid (S)	Soil/Solid (S)	Soil/Solid (S)	Soil/Solid (S)	Soil/Solid (S)	Soil/Solid (S)
Date Sampled			01/10/2019	01/10/2019	01/10/2019	02/10/2019	01/10/2019	01/10/2019
Sampled Time			-	-	-	-	-	-
Date Received			04/10/2019	04/10/2019	04/10/2019	04/10/2019	04/10/2019	04/10/2019
SDG Ref			191004-110	191004-110	191004-110	191004-110	191004-110	191004-110
Lab Sample No.(s)			20874939	20875297	20874976	20875109	20874945	20874835
AGS Reference			ES	ES	ES	ES	ES	ES
Component	**LOD/Units**	**Method**						
Cadmium	<0.02 mg/kg	TM181	0.166 M	0.273 M	0.478 M	<0.02 M	0.272 M	0.699 M
Chromium	<0.9 mg/kg	TM181	22.6 M	25.1 M	24.3 M	29.3 M	21.7 M	24 M
Copper	<1.4 mg/kg	TM181	22.5 M	31.4 M	28.7 M	25.3 M	22.6 M	24.7 M
Lead	<0.7 mg/kg	TM181	38.8 M	65.9 M	69.3 M	30.5 M	42.7 M	36.5 M
Mercury	<0.14 mg/kg	TM181	<0.14 M	<0.14 M	<0.14 M	<0.14 M	<0.14 M	<0.14 M
Nickel	<0.2 mg/kg	TM181	27.4 M	27 M	39.6 M	34.9 M	26.9 M	37.9 M
Selenium	<1 mg/kg	TM181	<1 #	<1 #	<1 #	<1 #	<1 #	<1 #
Vanadium	<0.2 mg/kg	TM181	50.9 #	50.3 #	57.7 #	66.8 #	48.7 #	58.1 #
Zinc	<1.9 mg/kg	TM181	73.2 M	102 M	87 M	85.4 M	71.3 M	785 M
ANC @ pH 4	<0.03 mol/kg	TM182	0.422	0.4	0.335			
ANC @ pH 6	<0.03 mol/kg	TM182	0.111	0.112	0.124			
Boron, water soluble	<1 mg/kg	TM222	1.74 M	1.14 M	1.12 M	<1 M	1.47 M	<1 M
Water Soluble Sulphate as SO4 2:1 Extract	<0.004 g/l	TM243					0.304 M	0.332 M
Asbestos Quantification - Gravimetric - %	<0.001 %	TM304						<0.001 #
Asbestos Quantification - PCOM Evaluation - %	<0.001 %	TM304						<0.001 #
Additional Asbestos Components (Using TM048)		TM304						None #
Analysts Comments		TM304						N/C
Asbestos Quantification - Total - %	<0.001 %	TM304						<0.001 #
PAH Total 17 (inc Coronene) Moisture Corrected	<10 mg/kg	TM410	<10	<10	<10			
Coronene	<0.2 mg/kg	TM410	<0.2	<0.2	<0.2			

Validated

CERTIFICATE OF ANALYSIS

SDG:	191004-110	**Client Reference:**	70053735	**Report Number:**	527697
Location:	Maylands	**Order Number:**	70053735-S01	**Superseded Report:**	527629

Results Legend

#	ISO17025 accredited.
M	*m*CERTS accredited.
aq	Aqueous / settled sample.
diss.filt	Dissolved / filtered sample.
tot.unfilt	Total / unfiltered sample.
*	Subcontracted - refer to subcontractor report for accreditation status.
**	% recovery of the surrogate standard to check the efficiency of the method. The results of individual compounds within samples aren't corrected for the recovery
(F)	Trigger breach confirmed
1-3+5@	Sample deviation (see appendix)

Customer Sample Ref.			SP21C	SP22C	SP9D	SP22D	SP9E	SP21E
Depth (m)			0.30 - 0.50	0.60 - 0.80	0.90 - 1.10	0.80 - 1.00	0.50 - 0.70	0.30 - 0.50
Sample Type			Soil/Solid (S)	Soil/Solid (S)	Soil/Solid (S)	Soil/Solid (S)	Soil/Solid (S)	Soil/Solid (S)
Date Sampled			01/10/2019	02/10/2019	01/10/2019	04/10/2019	01/10/2019	01/10/2019
Sampled Time			.	.	.	.	.	.
Date Received			04/10/2019	04/10/2019	04/10/2019	04/10/2019	04/10/2019	04/10/2019
SDG Ref			191004-110	191004-110	191004-110	191004-110	191004-110	191004-110
Lab Sample No.(s)			20874988	20875115	20874845	20875123	20874856	20874998
AGS Reference			ES	ES	ES	ES	ES	ES
Component	**LOD/Units**	**Method**						
Moisture Content Ratio (% of as received sample)	%	PM024	16	22	16	21	19	21
Loss on ignition	<0.7 %	TM018		9.29 M				
Mineral Oil Surrogate % recovery**	%	TM061		62.3				
Mineral oil >C10-C40	<1 mg/kg	TM061		<1				
Organic Carbon, Total	<0.2 %	TM132		0.356 M				
Soil Organic Matter (SOM)	<0.35 %	TM132	0.919 #	0.614 #		0.957 #	0.698 #	
pH	1 pH Units	TM133	8.56 M	8.23 M	8.42 M	8.33 M	8.63 M	9.54 M
Chromium, Hexavalent	<0.6 mg/kg	TM151	<0.6 #	<0.6 #	<0.6 #	<0.6 #	<0.6 #	<0.6 #
Cyanide, Total	<1 mg/kg	TM153	<1 M	<1 M		<1 M	<1 M	
PCB congener 28	<0.003 mg/kg	TM168		<0.003 M				
PCB congener 52	<0.003 mg/kg	TM168		<0.003 M				
PCB congener 101	<0.003 mg/kg	TM168		<0.003 M				
PCB congener 118	<0.003 mg/kg	TM168	<0.003 M	<0.003 M		<0.003 M	<0.003 M	
PCB congener 138	<0.003 mg/kg	TM168		<0.003 M				
PCB congener 153	<0.003 mg/kg	TM168		<0.003 M				
PCB congener 180	<0.003 mg/kg	TM168		<0.003 M				
Sum of detected PCB 7 Congeners	<0.021 mg/kg	TM168		<0.021				
PCB congener 81	<0.003 mg/kg	TM168	<0.003 M	<0.003 M		<0.003 M	<0.003 M	
PCB congener 77	<0.003 mg/kg	TM168	<0.003 M	<0.003 M		<0.003 M	<0.003 M	
PCB congener 123	<0.003 mg/kg	TM168	<0.003 M	<0.003 M		<0.003 M	<0.003 M	
PCB congener 114	<0.003 mg/kg	TM168	<0.003 M	<0.003 M		<0.003 M	<0.003 M	
PCB congener 105	<0.003 mg/kg	TM168	<0.003 M	<0.003 M		<0.003 M	<0.003 M	
PCB congener 126	<0.003 mg/kg	TM168	<0.003 M	<0.003 M		<0.003 M	<0.003 M	
PCB congener 167	<0.003 mg/kg	TM168	<0.003 M	<0.003 M		<0.003 M	<0.003 M	
PCB congener 156	<0.003 mg/kg	TM168	<0.003 M	<0.003 M		<0.003 M	<0.003 M	
PCB congener 157	<0.003 mg/kg	TM168	<0.003 M	<0.003 M		<0.003 M	<0.003 M	
PCB congener 169	<0.003 mg/kg	TM168	<0.003 M	<0.003 M		<0.003 M	<0.003 M	
PCB congener 189	<0.003 mg/kg	TM168	<0.003 M	<0.003 M		<0.003 M	<0.003 M	
Sum of detected WHO 12 PCBs	<0.036 mg/kg	TM168	<0.036	<0.036		<0.036	<0.036	
Arsenic	<0.6 mg/kg	TM181	15.9 M	15.3 M	15.3 M	13.7 M	13.8 M	16.6 M
Barium	<0.6 mg/kg	TM181	99.3 #	107 #	117 #	65.9 #	85 #	158 #
Beryllium	<0.01 mg/kg	TM181	1.56 M	2.29 M	1.72 M	1.1 M	1.2 M	2.87 M

Validated

CERTIFICATE OF ANALYSIS

SDG:	191004-110	**Client Reference:**	70053735	**Report Number:**	527697
Location:	Maylands	**Order Number:**	70053735-S01	**Superseded Report:**	527629

Results Legend

#	ISO17025 accredited.
M	*m*CERTS accredited.
aq	Aqueous / settled sample.
diss.filt	Dissolved / filtered sample.
tot.unfilt	Total / unfiltered sample.
*	Subcontracted - refer to subcontractor report for accreditation status.
**	% recovery of the surrogate standard to check the efficiency of the method. The results of individual compounds within samples aren't corrected for the recovery
(F)	Trigger breach confirmed
1-3+§@	Sample deviation (see appendix)

Customer Sample Ref.			SP21C	SP22C	SP9D	SP22D	SP9E	SP21E
Depth (m)			0.30 - 0.50	0.60 - 0.80	0.90 - 1.10	0.80 - 1.00	0.50 - 0.70	0.30 - 0.50
Sample Type			Soil/Solid (S)	Soil/Solid (S)	Soil/Solid (S)	Soil/Solid (S)	Soil/Solid (S)	Soil/Solid (S)
Date Sampled			01/10/2019	02/10/2019	01/10/2019	04/10/2019	01/10/2019	01/10/2019
Sampled Time			-	-	-	-	-	-
Date Received			04/10/2019	04/10/2019	04/10/2019	04/10/2019	04/10/2019	04/10/2019
SDG Ref			191004-110	191004-110	191004-110	191004-110	191004-110	191004-110
Lab Sample No.(s)			20874988	20875115	20874845	20875123	20874856	20874998
AGS Reference			ES	ES	ES	ES	ES	ES
Component	**LOD/Units**	**Method**						
Cadmium	<0.02 mg/kg	TM181	0.24 M	0.0804 M	0.301 M	0.0561 M	2.44 M	0.512 M
Chromium	<0.9 mg/kg	TM181	26.4 M	34 M	26 M	32.3 M	29.7 M	25.8 M
Copper	<1.4 mg/kg	TM181	28.8 M	26.4 M	23.4 M	15.7 M	22.7 M	32.2 M
Lead	<0.7 mg/kg	TM181	50.5 M	29.5 M	51.3 M	29 M	45.5 M	168 M
Mercury	<0.14 mg/kg	TM181	<0.14 M	<0.14 M	<0.14 M	<0.14 M	<0.14 M	<0.14 M
Nickel	<0.2 mg/kg	TM181	28 M	34.3 M	28.4 M	17.7 M	21.9 M	66.7 M
Selenium	<1 mg/kg	TM181	<1 #	<1 #	<1 #	<1 #	<1 #	<1 #
Vanadium	<0.2 mg/kg	TM181	55.3 #	76.7 #	60.5 #	59.4 #	55 #	62.7 #
Zinc	<1.9 mg/kg	TM181	109 M	98.9 M	115 M	157 M	3730 M	124 M
ANC @ pH 4	<0.03 mol/kg	TM182		0.095				
ANC @ pH 6	<0.03 mol/kg	TM182		0.0351				
Boron, water soluble	<1 mg/kg	TM222	1.16 M	2.99 M	1.48 M	<1 M	1.08 M	1.2 M
Water Soluble Sulphate as SO4 2:1 Extract	<0.004 g/l	TM243	0.387 M	0.0921 M		0.122 M	0.289 M	
Asbestos Quantification - Gravimetric - %	<0.001 %	TM304		<0.001 #		0.0012 #		
Asbestos Quantification - PCOM Evaluation - %	<0.001 %	TM304		<0.001 #		<0.001 #		
Additional Asbestos Components (Using TM048)		TM304		None #		None #		
Analysts Comments		TM304		N/C		N/A		
Asbestos Quantification - Total - %	<0.001 %	TM304		<0.001 #		0.0012 #		
PAH Total 17 (inc Coronene) Moisture Corrected	<10 mg/kg	TM410		<10				
Coronene	<0.2 mg/kg	TM410		<0.2				

Validated

CERTIFICATE OF ANALYSIS

SDG:	191004-110	**Client Reference:**	70053735	**Report Number:**	527697
Location:	Maylands	**Order Number:**	70053735-S01	**Superseded Report:**	527629

Results Legend

#	ISO17025 accredited.
M	*m*CERTS accredited.
aq	Aqueous / settled sample.
diss.filt	Dissolved / filtered sample.
tot.unfilt	Total / unfiltered sample.
*	Subcontracted - refer to subcontractor report for accreditation status.
**	% recovery of the surrogate standard to check the efficiency of the method. The results of individual compounds within samples aren't corrected for the recovery
(F)	Trigger breach confirmed
1-3+5@	Sample deviation (see appendix)

Customer Sample Ref.			SP22E	SP9F	SP21F	SP22F	SP21G	SP22G
Depth (m)			0.20 - 0.40	0.80 - 1.00	0.40 - 0.60	0.50 - 0.70	0.20 - 0.40	0.30 - 0.50
Sample Type			Soil/Solid (S)	Soil/Solid (S)	Soil/Solid (S)	Soil/Solid (S)	Soil/Solid (S)	Soil/Solid (S)
Date Sampled			02/10/2019	01/10/2019	01/10/2019	02/10/2019	01/10/2019	02/10/2019
Sampled Time			.	.	.	.	.	.
Date Received			04/10/2019	04/10/2019	04/10/2019	04/10/2019	04/10/2019	04/10/2019
SDG Ref			191004-110	191004-110	191004-110	191004-110	191004-110	191004-110
Lab Sample No.(s)			20875129	20874863	20875007	20875137	20875017	20875142
AGS Reference			ES	ES	ES	ES	ES	ES
Component	**LOD/Units**	**Method**						
Moisture Content Ratio (% of as received sample)	%	PM024	23	22	16	23	13	16
Soil Organic Matter (SOM)	<0.35 %	TM132			3.1 #	1.43 #	1.59 #	1.69 #
pH	1 pH Units	TM133	8.04 M	8.17 M	11.4 M	7.88 M	11.2 M	8.37 M
Chromium, Hexavalent	<0.6 mg/kg	TM151	<0.6 #	<0.6 #	<0.6 #	<0.6 #	<0.6 #	<0.6 #
Cyanide, Total	<1 mg/kg	TM153			<1 M	<1 M	<1 M	<1 M
PCB congener 118	<0.003 mg/kg	TM168			<0.003 M	<0.003 M	0.00498 M	<0.003 M
PCB congener 81	<0.003 mg/kg	TM168			<0.003 M	<0.003 M	<0.003 M	<0.003 M
PCB congener 77	<0.003 mg/kg	TM168			<0.003 M	<0.003 M	<0.003 M	<0.003 M
PCB congener 123	<0.003 mg/kg	TM168			<0.003 M	<0.003 M	<0.003 M	<0.003 M
PCB congener 114	<0.003 mg/kg	TM168			<0.003 M	<0.003 M	<0.003 M	<0.003 M
PCB congener 105	<0.003 mg/kg	TM168			<0.003 M	<0.003 M	<0.003 M	<0.003 M
PCB congener 126	<0.003 mg/kg	TM168			<0.003 M	<0.003 M	<0.003 M	<0.003 M
PCB congener 167	<0.003 mg/kg	TM168			<0.003 M	<0.003 M	<0.003 M	<0.003 M
PCB congener 156	<0.003 mg/kg	TM168			<0.003 M	<0.003 M	<0.003 M	<0.003 M
PCB congener 157	<0.003 mg/kg	TM168			<0.003 M	<0.003 M	<0.003 M	<0.003 M
PCB congener 169	<0.003 mg/kg	TM168			<0.003 M	<0.003 M	<0.003 M	<0.003 M
PCB congener 189	<0.003 mg/kg	TM168			<0.003 M	<0.003 M	<0.003 M	<0.003 M
Sum of detected WHO 12 PCBs	<0.036 mg/kg	TM168			<0.036	<0.036	<0.036	<0.036
Arsenic	<0.6 mg/kg	TM181	16.9 M	14.9 M	12.7 M	16.3 M	11.5 M	13.5 M
Barium	<0.6 mg/kg	TM181	184 #	166 #	96.1 #	203 #	87.1 #	93.4 #
Beryllium	<0.01 mg/kg	TM181	3.25 M	3.19 M	1.16 M	2.81 M	1.05 M	1.17 M
Cadmium	<0.02 mg/kg	TM181	0.0528 M	0.0837 M	0.084 M	<0.02 M	0.103 M	0.342 M
Chromium	<0.9 mg/kg	TM181	31.1 M	26.1 M	19.3 M	29.9 M	17.8 M	19.3 M
Copper	<1.4 mg/kg	TM181	28.4 M	26.3 M	22.5 M	25.1 M	20 M	18.6 M
Lead	<0.7 mg/kg	TM181	32.4 M	38.9 M	35.6 M	29.2 M	38.8 M	57.3 M
Mercury	<0.14 mg/kg	TM181	<0.14 M	<0.14 M	<0.14 M	<0.14 M	<0.14 M	<0.14 M
Nickel	<0.2 mg/kg	TM181	45.5 M	43.9 M	24.1 M	39 M	21.3 M	20.4 M
Selenium	<1 mg/kg	TM181	<1 #	<1 #	<1 #	<1 #	<1 #	<1 #
Vanadium	<0.2 mg/kg	TM181	68.7 #	60.2 #	55.6 #	69.4 #	50.1 #	40.7 #
Zinc	<1.9 mg/kg	TM181	104 M	110 M	60.6 M	86.4 M	63.6 M	114 M
Boron, water soluble	<1 mg/kg	TM222	<1 M	<1 M	1.46 M	<1 M	1.67 M	<1 M
Water Soluble Sulphate as SO4 2:1 Extract	<0.004 g/l	TM243			0.187 M	0.162 M	0.224 M	0.176 M

Validated

CERTIFICATE OF ANALYSIS

SDG:	191004-110	**Client Reference:**	70053735	**Report Number:**	527697
Location:	Maylands	**Order Number:**	70053735-S01	**Superseded Report:**	527629

Results Legend

#	ISO17025 accredited.
M	*m*CERTS accredited.
aq	Aqueous / settled sample.
diss.filt	Dissolved / filtered sample.
tot.unfilt	Total / unfiltered sample.
*	Subcontracted - refer to subcontractor report for accreditation status.
**	% recovery of the surrogate standard to check the efficiency of the method. The results of individual compounds within samples aren't corrected for the recovery
(F)	Trigger breach confirmed
1-3+5@	Sample deviation (see appendix)

Customer Sample Ref.			SP21H	SP22H	SP21I	SP22I	SP21J	SP22J
Depth (m)			0.30 - 0.50	0.50 - 0.80	0.50 - 0.70	0.80 - 1.10	0.50 - 0.70	0.20 - 0.40
Sample Type			Soil/Solid (S)	Soil/Solid (S)	Soil/Solid (S)	Soil/Solid (S)	Soil/Solid (S)	Soil/Solid (S)
Date Sampled			01/10/2019	02/10/2019	01/10/2019	02/10/2019	01/10/2019	02/10/2019
Sampled Time			.	.	.	.	.	.
Date Received			04/10/2019	04/10/2019	04/10/2019	04/10/2019	04/10/2019	04/10/2019
SDG Ref			191004-110	191004-110	191004-110	191004-110	191004-110	191004-110
Lab Sample No.(s)			20875025	20875147	20875037	20875158	20875045	20875167
AGS Reference			ES	ES	ES	ES	ES	ES
Component	**LOD/Units**	**Method**						
Moisture Content Ratio (% of as received sample)	%	PM024	18	17	16	21	17	19
Soil Organic Matter (SOM)	<0.35 %	TM132			0.869 #	0.848 #		
pH	1 pH Units	TM133	8.35 M	8.42 M	10.9 M	8.98 M	8.87 M	8.38 M
Chromium, Hexavalent	<0.6 mg/kg	TM151	<0.6 #	<0.6 #	<0.6 #	<0.6 #	<0.6 #	<0.6 #
Cyanide, Total	<1 mg/kg	TM153			<1 M	<1 M		
PCB congener 118	<0.003 mg/kg	TM168			<0.003 M	<0.015 M		
PCB congener 81	<0.003 mg/kg	TM168			<0.003 M	<0.015 M		
PCB congener 77	<0.003 mg/kg	TM168			<0.003 M	<0.015 M		
PCB congener 123	<0.003 mg/kg	TM168			<0.003 M	<0.015 M		
PCB congener 114	<0.003 mg/kg	TM168			<0.003 M	<0.015 M		
PCB congener 105	<0.003 mg/kg	TM168			<0.003 M	<0.015 M		
PCB congener 126	<0.003 mg/kg	TM168			<0.003 M	<0.015 M		
PCB congener 167	<0.003 mg/kg	TM168			<0.003 M	<0.015 M		
PCB congener 156	<0.003 mg/kg	TM168			<0.003 M	<0.015 M		
PCB congener 157	<0.003 mg/kg	TM168			<0.003 M	<0.015 M		
PCB congener 169	<0.003 mg/kg	TM168			<0.003 M	<0.015 M		
PCB congener 189	<0.003 mg/kg	TM168			<0.003 M	<0.015 M		
Sum of detected WHO 12 PCBs	<0.036 mg/kg	TM168			<0.036	<0.18		
Arsenic	<0.6 mg/kg	TM181	13.9 M	11.8 M	11.8 M	15.1 M	13.3 M	15.6 M
Barium	<0.6 mg/kg	TM181	120 #	89.1 #	103 #	119 #	103 #	85.4 #
Beryllium	<0.01 mg/kg	TM181	3.4 M	1.22 M	3.33 M	1.79 M	2.74 M	1.73 M
Cadmium	<0.02 mg/kg	TM181	0.627 M	0.0998 M	0.246 M	0.159 M	0.431 M	0.0566 M
Chromium	<0.9 mg/kg	TM181	31.6 M	28.6 M	21.4 M	30.5 M	21.5 M	27.5 M
Copper	<1.4 mg/kg	TM181	30.8 M	14.5 M	21.6 M	23.3 M	24.3 M	18.7 M
Lead	<0.7 mg/kg	TM181	39.8 M	36.9 M	26.3 M	41.8 M	26.2 M	28.1 M
Mercury	<0.14 mg/kg	TM181	<0.14 M	<0.14 M	<0.14 M	<0.14 M	<0.14 M	<0.14 M
Nickel	<0.2 mg/kg	TM181	73.5 M	16.6 M	54.5 M	26 M	47.7 M	31.3 M
Selenium	<1 mg/kg	TM181	<1 #	<1 #	<1 #	<1 #	<1 #	<1 #
Vanadium	<0.2 mg/kg	TM181	67.6 #	52 #	48.7 #	60.2 #	51.4 #	58.9 #
Zinc	<1.9 mg/kg	TM181	125 M	49.6 M	81.5 M	94.4 M	89.2 M	64.1 M
Boron, water soluble	<1 mg/kg	TM222	<1 M	<1 M	1.12 M	1.46 M	1.15 M	<1 M
Water Soluble Sulphate as SO4 2:1 Extract	<0.004 g/l	TM243			0.157 M	0.187 M		

Validated

CERTIFICATE OF ANALYSIS

SDG:	191004-110	**Client Reference:**	70053735	**Report Number:**	527697
Location:	Maylands	**Order Number:**	70053735-S01	**Superseded Report:**	527629

Results Legend

#	ISO17025 accredited.
M	*m*CERTS accredited.
aq	Aqueous / settled sample.
diss.filt	Dissolved / filtered sample.
tot.unfilt	Total / unfiltered sample.
*	Subcontracted - refer to subcontractor report for accreditation status.
**	% recovery of the surrogate standard to check the efficiency of the method. The results of individual compounds within samples aren't corrected for the recovery
(F)	Trigger breach confirmed
1-3+5@	Sample deviation (see appendix)

Customer Sample Ref.			SP21K	SP22K	SP21L	SP22L	SP21M	SP22M
Depth (m)			0.80 - 1.00	0.10 - 0.30	0.70 - 0.90	0.30 - 0.50	0.20 - 0.40	0.50 - 0.80
Sample Type			Soil/Solid (S)	Soil/Solid (S)	Soil/Solid (S)	Soil/Solid (S)	Soil/Solid (S)	Soil/Solid (S)
Date Sampled			01/10/2019	02/10/2019	01/10/2019	02/10/2019	01/10/2019	02/10/2019
Sampled Time			.	.	.	.	.	.
Date Received			04/10/2019	04/10/2019	04/10/2019	04/10/2019	04/10/2019	04/10/2019
SDG Ref			191004-110	191004-110	191004-110	191004-110	191004-110	191004-110
Lab Sample No.(s)			20875053	20875180	20875064	20875185	20875083	20875192
AGS Reference			ES	ES	ES	ES	ES	ES
Component	**LOD/Units**	**Method**						
Moisture Content Ratio (% of as received sample)	%	PM024	24	20	19	20	13	16
Soil Organic Matter (SOM)	<0.35 %	TM132	0.583 #	0.643 #				<0.35 #
pH	1 pH Units	TM133	7.99 M	8.38 M	10.1 M	8.47 M	8.46 M	8.62 M
Chromium, Hexavalent	<0.6 mg/kg	TM151	<0.6 #	<0.6 #	<0.6 #	<0.6 #	<0.6 #	<0.6 #
Cyanide, Total	<1 mg/kg	TM153	<1 M	<1 M				<1 M
PCB congener 118	<0.003 mg/kg	TM168	<0.003 M	<0.003 M				<0.003 M
PCB congener 81	<0.003 mg/kg	TM168	<0.003 M	<0.003 M				<0.003 M
PCB congener 77	<0.003 mg/kg	TM168	<0.003 M	<0.003 M				<0.003 M
PCB congener 123	<0.003 mg/kg	TM168	<0.003 M	<0.003 M				<0.003 M
PCB congener 114	<0.003 mg/kg	TM168	<0.003 M	<0.003 M				<0.003 M
PCB congener 105	<0.003 mg/kg	TM168	<0.003 M	<0.003 M				<0.003 M
PCB congener 126	<0.003 mg/kg	TM168	<0.003 M	<0.003 M				<0.003 M
PCB congener 167	<0.003 mg/kg	TM168	<0.003 M	<0.003 M				<0.003 M
PCB congener 156	<0.003 mg/kg	TM168	<0.003 M	<0.003 M				<0.003 M
PCB congener 157	<0.003 mg/kg	TM168	<0.003 M	<0.003 M				<0.003 M
PCB congener 169	<0.003 mg/kg	TM168	<0.003 M	<0.003 M				<0.003 M
PCB congener 189	<0.003 mg/kg	TM168	<0.003 M	<0.003 M				<0.003 M
Sum of detected WHO 12 PCBs	<0.036 mg/kg	TM168	<0.036	<0.036				<0.036
Arsenic	<0.6 mg/kg	TM181	14.9 M	20.6 M	15.9 M	16.3 M	13.3 M	20.5 M
Barium	<0.6 mg/kg	TM181	162 #	91.6 #	116 #	92 #	122 #	59.7 #
Beryllium	<0.01 mg/kg	TM181	4.45 M	1.82 M	2.18 M	1.82 M	2.3 M	1.61 M
Cadmium	<0.02 mg/kg	TM181	0.576 M	<0.02 M	0.255 M	0.0792 M	0.127 M	0.0693 M
Chromium	<0.9 mg/kg	TM181	39 M	40.1 M	27.5 M	28.1 M	23 M	36.9 M
Copper	<1.4 mg/kg	TM181	40.6 M	19.4 M	31.8 M	22.1 M	19.7 M	19.9 M
Lead	<0.7 mg/kg	TM181	59.7 M	24.2 M	46.2 M	44.2 M	23.3 M	16.9 M
Mercury	<0.14 mg/kg	TM181	<0.14 M	<0.14 M	<0.14 M	<0.14 M	<0.14 M	<0.14 M
Nickel	<0.2 mg/kg	TM181	66.5 M	26.2 M	44.8 M	33.3 M	36.2 M	32.6 M
Selenium	<1 mg/kg	TM181	<1 #	<1 #	<1 #	<1 #	<1 #	<1 #
Vanadium	<0.2 mg/kg	TM181	82.2 #	75.9 #	57.8 #	61.9 #	52.5 #	74.4 #
Zinc	<1.9 mg/kg	TM181	125 M	61.9 M	103 M	73.4 M	65.2 M	60.9 M
Boron, water soluble	<1 mg/kg	TM222	<1 M	<1 M	1.63 M	1.32 M	<1 M	<1 M
Water Soluble Sulphate as SO4 2:1 Extract	<0.004 g/l	TM243	0.327 M	0.228 M				0.223 M

Validated

CERTIFICATE OF ANALYSIS

SDG:	191004-110	**Client Reference:**	70053735	**Report Number:**	527697
Location:	Maylands	**Order Number:**	70053735-S01	**Superseded Report:**	527629

Results Legend

#	ISO17025 accredited.
M	*m*CERTS accredited.
aq	Aqueous / settled sample.
diss.filt	Dissolved / filtered sample.
tot.unfilt	Total / unfiltered sample.
*	Subcontracted - refer to subcontractor report for accreditation status.
**	% recovery of the surrogate standard to check the efficiency of the method. The results of individual compounds within samples aren't corrected for the recovery
(F)	Trigger breach confirmed
1-3+5@	Sample deviation (see appendix)

Customer Sample Ref.			SP22N	SP22O	SP22P	SP22Q	SP22R	SP22S
Depth (m)			0.70 - 0.90	0.30 - 0.50	0.80 - 1.00	0.70 - 0.90	1.00 - 1.20	0.90 - 1.10
Sample Type			Soil/Solid (S)	Soil/Solid (S)	Soil/Solid (S)	Soil/Solid (S)	Soil/Solid (S)	Soil/Solid (S)
Date Sampled			02/10/2019	02/10/2019	02/10/2019	02/10/2019	02/10/2019	02/10/2019
Sampled Time			.	.	.	.	.	.
Date Received			04/10/2019	04/10/2019	04/10/2019	04/10/2019	04/10/2019	04/10/2019
SDG Ref			191004-110	191004-110	191004-110	191004-110	191004-110	191004-110
Lab Sample No.(s)			20875202	20875208	20875213	20875218	20875231	20875246
AGS Reference			ES	ES	ES	ES	ES	ES
Component	**LOD/Units**	**Method**						
Moisture Content Ratio (% of as received sample)	%	PM024	16	19	19	17	18	17
Soil Organic Matter (SOM)	<0.35 %	TM132		0.419 #			0.426 #	
pH	1 pH Units	TM133	11.2 M	8.29 M	9.71 M	8.26 M	8.58 M	8.11 M
Chromium, Hexavalent	<0.6 mg/kg	TM151	<0.6 #	<0.6 #	<0.6 #	<0.6 #	<0.6 #	<0.6 #
Cyanide, Total	<1 mg/kg	TM153		<1 M			<1 M	
PCB congener 118	<0.003 mg/kg	TM168		<0.003 M			<0.003 M	
PCB congener 81	<0.003 mg/kg	TM168		<0.003 M			<0.003 M	
PCB congener 77	<0.003 mg/kg	TM168		<0.003 M			<0.003 M	
PCB congener 123	<0.003 mg/kg	TM168		<0.003 M			<0.003 M	
PCB congener 114	<0.003 mg/kg	TM168		<0.003 M			<0.003 M	
PCB congener 105	<0.003 mg/kg	TM168		<0.003 M			<0.003 M	
PCB congener 126	<0.003 mg/kg	TM168		<0.003 M			<0.003 M	
PCB congener 167	<0.003 mg/kg	TM168		<0.003 M			<0.003 M	
PCB congener 156	<0.003 mg/kg	TM168		<0.003 M			<0.003 M	
PCB congener 157	<0.003 mg/kg	TM168		<0.003 M			<0.003 M	
PCB congener 169	<0.003 mg/kg	TM168		<0.003 M			<0.003 M	
PCB congener 189	<0.003 mg/kg	TM168		<0.003 M			<0.003 M	
Sum of detected WHO 12 PCBs	<0.036 mg/kg	TM168		<0.036			<0.036	
Arsenic	<0.6 mg/kg	TM181	12.4 M	18.6 M	12.8 M	16.2 M	15.6 M	13.8 M
Barium	<0.6 mg/kg	TM181	97.4 #	109 #	281 #	113 #	147 #	113 #
Beryllium	<0.01 mg/kg	TM181	1.28 M	3.21 M	2.8 M	1.29 M	2.99 M	1.64 M
Cadmium	<0.02 mg/kg	TM181	0.0942 M	0.125 M	0.259 M	0.168 M	0.153 M	<0.02 M
Chromium	<0.9 mg/kg	TM181	21 M	34.1 M	23.9 M	24.8 M	26.7 M	31.3 M
Copper	<1.4 mg/kg	TM181	21 M	31.3 M	21.5 M	15.2 M	25.4 M	23 M
Lead	<0.7 mg/kg	TM181	28.8 M	27.9 M	34.7 M	37.8 M	27.4 M	26.4 M
Mercury	<0.14 mg/kg	TM181	<0.14 M	<0.14 M	<0.14 M	<0.14 M	<0.14 M	<0.14 M
Nickel	<0.2 mg/kg	TM181	22.5 M	48.4 M	43.1 M	24.3 M	49.8 M	28 M
Selenium	<1 mg/kg	TM181	<1 #	<1 #	<1 #	<1 #	<1 #	<1 #
Vanadium	<0.2 mg/kg	TM181	53 #	82.8 #	51.4 #	48.4 #	63 #	74.7 #
Zinc	<1.9 mg/kg	TM181	53 M	101 M	82.8 M	61.2 M	87.2 M	69.9 M
Boron, water soluble	<1 mg/kg	TM222	1.15 M	<1 M	<1 M	<1 M	<1 M	<1 M
Water Soluble Sulphate as SO4 2:1 Extract	<0.004 g/l	TM243		0.0726 M			0.0998 M	

Validated

CERTIFICATE OF ANALYSIS

SDG:	191004-110	**Client Reference:**	70053735	**Report Number:**	527697
Location:	Maylands	**Order Number:**	70053735-S01	**Superseded Report:**	527629

Results Legend

#	ISO17025 accredited.
M	*m*CERTS accredited.
aq	Aqueous / settled sample.
diss.filt	Dissolved / filtered sample.
tot.unfilt	Total / unfiltered sample.
*	Subcontracted - refer to subcontractor report for accreditation status.
**	% recovery of the surrogate standard to check the efficiency of the method. The results of individual compounds within samples aren't corrected for the recovery
(F)	Trigger breach confirmed
1-3+5@	Sample deviation (see appendix)

Customer Sample Ref.			SP22T	SP22U				
Depth (m)			0.00 - 0.30	0.50 - 0.80				
Sample Type			Soil/Solid (S)	Soil/Solid (S)				
Date Sampled			02/10/2019	02/10/2019				
Sampled Time			.	.				
Date Received			04/10/2019	04/10/2019				
SDG Ref			191004-110	191004-110				
Lab Sample No.(s)			20875251	20875256				
AGS Reference			ES	ES				
Component	**LOD/Units**	**Method**						
Moisture Content Ratio (% of as received sample)	%	PM024	17	22				
pH	1 pH Units	TM133	8.36 M	8.16 M				
Chromium, Hexavalent	<0.6 mg/kg	TM151	<0.6 #	<0.6 #				
Arsenic	<0.6 mg/kg	TM181	18.1 M	15 M				
Barium	<0.6 mg/kg	TM181	108 #	135 #				
Beryllium	<0.01 mg/kg	TM181	1.48 M	3.47 M				
Cadmium	<0.02 mg/kg	TM181	0.396 M	0.219 M				
Chromium	<0.9 mg/kg	TM181	25.7 M	33.1 M				
Copper	<1.4 mg/kg	TM181	17.6 M	60.9 M				
Lead	<0.7 mg/kg	TM181	45.8 M	80.6 M				
Mercury	<0.14 mg/kg	TM181	<0.14 M	<0.14 M				
Nickel	<0.2 mg/kg	TM181	23.1 M	62.6 M				
Selenium	<1 mg/kg	TM181	<1 #	<1 #				
Vanadium	<0.2 mg/kg	TM181	49 #	81.2 #				
Zinc	<1.9 mg/kg	TM181	63.8 M	118 M				
Boron, water soluble	<1 mg/kg	TM222	<1 M	1.16 M				

Validated

CERTIFICATE OF ANALYSIS

SDG:	191004-110	**Client Reference:**	70053735	**Report Number:**	527697
Location:	Maylands	**Order Number:**	70053735-S01	**Superseded Report:**	527629

PAH by GCMS

Results Legend

#	ISO17025 accredited.
M	*m*CERTS accredited.
aq	Aqueous / settled sample.
diss.filt	Dissolved / filtered sample.
tot.unfilt	Total / unfiltered sample.
*	Subcontracted - refer to subcontractor report for accreditation status.
**	% recovery of the surrogate standard to check the efficiency of the method. The results of individual compounds within samples aren't corrected for the recovery
(F)	Trigger breach confirmed
1-3+5@	Sample deviation (see appendix)

Customer Sample Ref.			SP1	SP2	SP3	SP4	SP7	SP8
Depth (m)			0.10 - 0.30	0.10 - 0.30	0.30 - 0.50	0.00 - 0.20	0.30 - 0.50	0.50 - 0.70
Sample Type			Soil/Solid (S)	Soil/Solid (S)	Soil/Solid (S)	Soil/Solid (S)	Soil/Solid (S)	Soil/Solid (S)
Date Sampled			01/10/2019	01/10/2019	01/10/2019	01/10/2019	01/10/2019	01/10/2019
Sampled Time			.	.	.	.	.	.
Date Received			04/10/2019	04/10/2019	04/10/2019	04/10/2019	04/10/2019	04/10/2019
SDG Ref			191004-110	191004-110	191004-110	191004-110	191004-110	191004-110
Lab Sample No.(s)			20874818	20874896	20874963	20875076	20875239	20875272
AGS Reference			ES	ES	ES	ES	ES	ES
Component	**LOD/Units**	**Method**						
Naphthalene-d8 % recovery**	%	TM218	85.4	84.1	90.4	85	81.2	80.2
Acenaphthene-d10 % recovery**	%	TM218	87.8	80.8	85.7	86.8	86.3	84.2
Phenanthrene-d10 % recovery**	%	TM218	83.4	79.1	85.5	82.6	83	76.2
Chrysene-d12 % recovery**	%	TM218	85.5	76.6	85.4	87.1	82.4	79.2
Perylene-d12 % recovery**	%	TM218	84.2	73.7	83.9	85.8	76.1	77.7
Naphthalene	<0.009 mg/kg	TM218	<0.009 M	<0.009 M	<0.009 M	<0.009 M	<0.009 M	<0.045 M
Acenaphthylene	<0.012 mg/kg	TM218	<0.012 M	<0.012 M	<0.012 M	<0.012 M	<0.012 M	<0.06 M
Acenaphthene	<0.008 mg/kg	TM218	<0.008 M	0.0114 M	<0.008 M	<0.008 M	<0.008 M	<0.04 M
Fluorene	<0.01 mg/kg	TM218	<0.01 M	<0.01 M	<0.01 M	<0.01 M	<0.01 M	<0.05 M
Phenanthrene	<0.015 mg/kg	TM218	0.0276 M	0.125 M	0.0588 M	<0.015 M	0.0591 M	0.198 M
Anthracene	<0.016 mg/kg	TM218	<0.016 M	0.0375 M	<0.016 M	<0.016 M	0.0204 M	<0.08 M
Fluoranthene	<0.017 mg/kg	TM218	0.128 M	0.297 M	0.168 M	0.0315 M	0.217 M	0.545 M
Pyrene	<0.015 mg/kg	TM218	0.128 M	0.249 M	0.139 M	0.0311 M	0.185 M	0.443 M
Benz(a)anthracene	<0.014 mg/kg	TM218	0.0962 M	0.167 M	0.106 M	0.0225 M	0.135 M	0.321 M
Chrysene	<0.01 mg/kg	TM218	0.101 M	0.176 M	0.104 M	0.0207 M	0.136 M	0.335 M
Benzo(b)fluoranthene	<0.015 mg/kg	TM218	0.145 M	0.258 M	0.176 M	0.0364 M	0.194 M	0.524 M
Benzo(k)fluoranthene	<0.014 mg/kg	TM218	0.0471 M	0.0851 M	0.065 M	<0.014 M	0.0611 M	0.157 M
Benzo(a)pyrene	<0.015 mg/kg	TM218	0.0924 M	0.175 M	0.178 M	0.0236 M	0.134 M	0.351 M
Indeno(1,2,3-cd)pyrene	<0.018 mg/kg	TM218	0.0875 M	0.151 M	0.0937 M	0.0246 M	0.0969 M	0.359 M
Dibenzo(a,h)anthracene	<0.023 mg/kg	TM218	<0.023 M	<0.023 M	0.0274 M	<0.023 M	<0.023 M	<0.115 M
Benzo(g,h,i)perylene	<0.024 mg/kg	TM218	0.0665 M	0.135 M	0.145 M	<0.024 M	0.0849 M	0.274 M
PAH, Total Detected USEPA 16	<0.118 mg/kg	TM218	0.918	1.87	1.26	0.19	1.32	3.51

Validated

CERTIFICATE OF ANALYSIS

SDG:	191004-110	**Client Reference:**	70053735	**Report Number:**	527697
Location:	Maylands	**Order Number:**	70053735-S01	**Superseded Report:**	527629

PAH by GCMS

Results Legend

#	ISO17025 accredited.
M	*m*CERTS accredited.
aq	Aqueous / settled sample.
diss.filt	Dissolved / filtered sample.
tot.unfilt	Total / unfiltered sample.
*	Subcontracted - refer to subcontractor report for accreditation status.
**	% recovery of the surrogate standard to check the efficiency of the method. The results of individual compounds within samples aren't corrected for the recovery
(F)	Trigger breach confirmed
1-3+5@	Sample deviation (see appendix)

Customer Sample Ref.			SP14	SP15	SP20	SP24	SP25	SP26
Depth (m)			0.20 - 0.40	0.10 - 0.30	0.30 - 0.50	0.40 - 0.80	0.20 - 0.40	0.10 - 0.30
Sample Type			Soil/Solid (S)	Soil/Solid (S)	Soil/Solid (S)	Soil/Solid (S)	Soil/Solid (S)	Soil/Solid (S)
Date Sampled			01/10/2019	01/10/2019	01/10/2019	01/10/2019	01/10/2019	02/10/2019
Sampled Time			.	.	.	.	.	.
Date Received			04/10/2019	04/10/2019	04/10/2019	04/10/2019	04/10/2019	04/10/2019
SDG Ref			191004-110	191004-110	191004-110	191004-110	191004-110	191004-110
Lab Sample No.(s)			20874879	20874886	20874918	20874924	20874932	20875095
AGS Reference			ES	ES	ES	ES	ES	ES
Component	**LOD/Units**	**Method**						
Naphthalene-d8 % recovery**	%	TM218	87	83.4	86.3	105	82.6	82.9
Acenaphthene-d10 % recovery**	%	TM218	92.3	91.6	85.9	110	92.4	90.6
Phenanthrene-d10 % recovery**	%	TM218	89.7	85	85.2	111	77.6	87.4
Chrysene-d12 % recovery**	%	TM218	90.4	88	88.9	105	78	96.5
Perylene-d12 % recovery**	%	TM218	76.1	81	87.5	120	74.2	88
Naphthalene	<0.009 mg/kg	TM218	0.109 M	<0.18	<0.009 M	0.682 #	<0.18 #	<0.045 M
Acenaphthylene	<0.012 mg/kg	TM218	<0.06 M	<0.24	<0.012 M	1.54 #	<0.24 #	0.12 M
Acenaphthene	<0.008 mg/kg	TM218	0.0527 M	0.249	<0.008 M	14.3 #	<0.16 #	1.61 M
Fluorene	<0.01 mg/kg	TM218	<0.05 M	0.364	<0.01 M	10.8 #	<0.2 #	1.99 M
Phenanthrene	<0.015 mg/kg	TM218	0.831 M	2.06	0.0473 M	75.8 #	<0.3 #	23 M
Anthracene	<0.016 mg/kg	TM218	0.244 M	0.366	0.0205 M	31.1 #	<0.32 #	5.43 M
Fluoranthene	<0.017 mg/kg	TM218	2.33 M	2.25	0.302 M	220 #	<0.34 #	23.8 M
Pyrene	<0.015 mg/kg	TM218	2 M	1.72	0.254 M	164 #	<0.3 #	17.8 M
Benz(a)anthracene	<0.014 mg/kg	TM218	1.14 M	0.753	0.206 M	105 #	<0.28 #	9.42 M
Chrysene	<0.01 mg/kg	TM218	0.935 M	0.806	0.216 M	105 #	<0.2 #	8.57 M
Benzo(b)fluoranthene	<0.015 mg/kg	TM218	1.11 M	0.95	0.337 M	145 #	<0.3 #	10.4 M
Benzo(k)fluoranthene	<0.014 mg/kg	TM218	0.395 M	0.287	0.108 M	60.8 #	<0.28 #	3.63 M
Benzo(a)pyrene	<0.015 mg/kg	TM218	1.14 M	0.583	0.201 M	90.4 #	<0.3 #	7.05 M
Indeno(1,2,3-cd)pyrene	<0.018 mg/kg	TM218	0.783 M	0.518	0.189 M	73.1 #	<0.36 #	4.47 M
Dibenzo(a,h)anthracene	<0.023 mg/kg	TM218	0.139 M	<0.46	0.0301 M	13.4 #	<0.46 #	0.756 M
Benzo(g,h,i)perylene	<0.024 mg/kg	TM218	0.788 M	<0.48	0.141 M	55.3 #	<0.48 #	3.95 M
PAH, Total Detected USEPA 16	<0.118 mg/kg	TM218	12	10.9	2.05	1170	<2.36	122

Validated

CERTIFICATE OF ANALYSIS

SDG:	191004-110	**Client Reference:**	70053735	**Report Number:**	527697
Location:	Maylands	**Order Number:**	70053735-S01	**Superseded Report:**	527629

PAH by GCMS

Results Legend

#	ISO17025 accredited.
M	*m*CERTS accredited.
aq	Aqueous / settled sample.
diss.filt	Dissolved / filtered sample.
tot.unfilt	Total / unfiltered sample.
*	Subcontracted - refer to subcontractor report for accreditation status.
**	% recovery of the surrogate standard to check the efficiency of the method. The results of individual compounds within samples aren't corrected for the recovery
(F)	Trigger breach confirmed
1-3+5@	Sample deviation (see appendix)

Customer Sample Ref.			SP9A	SP21A	SP22A	SP23A	SP9B	SP21B
Depth (m)			0.30 - 0.50	0.80 - 1.00	0.20 - 0.40	0.50 - 0.70	0.70 - 1.00	0.50 - 0.70
Sample Type			Soil/Solid (S)	Soil/Solid (S)	Soil/Solid (S)	Soil/Solid (S)	Soil/Solid (S)	Soil/Solid (S)
Date Sampled			01/10/2019	01/10/2019	02/10/2019	01/10/2019	01/10/2019	01/10/2019
Sampled Time			.	.	.	.	.	.
Date Received			04/10/2019	04/10/2019	04/10/2019	04/10/2019	04/10/2019	04/10/2019
SDG Ref			191004-110	191004-110	191004-110	191004-110	191004-110	191004-110
Lab Sample No.(s)			20875281	20874953	20875101	20874939	20875297	20874976
AGS Reference			ES	ES	ES	ES	ES	ES
Component	**LOD/Units**	**Method**						
Naphthalene-d8 % recovery**	%	TM218	91.5	95.6	82.1	84.7	73.6	93.6
Acenaphthene-d10 % recovery**	%	TM218	95.2	95.1	86.7	88	74.9	89.4
Phenanthrene-d10 % recovery**	%	TM218	97.3	114	91.8	78.9	71.2	92.9
Chrysene-d12 % recovery**	%	TM218	83.8	97	79	85.9	72	99.2
Perylene-d12 % recovery**	%	TM218	76.1	80.3	72.1	84.2	70	101
Naphthalene	<0.009 mg/kg	TM218	<0.009 M	<0.09 M	<0.009 M	<0.045 M	0.0125 M	<0.045 M
Acenaphthylene	<0.012 mg/kg	TM218	<0.012 M	<0.12 M	<0.012 M	<0.06 M	<0.012 M	<0.06 M
Acenaphthene	<0.008 mg/kg	TM218	<0.008 M	<0.08 M	<0.008 M	<0.04 M	0.0108 M	<0.04 M
Fluorene	<0.01 mg/kg	TM218	<0.01 M	<0.1 M	<0.01 M	<0.05 M	<0.01 M	<0.05 M
Phenanthrene	<0.015 mg/kg	TM218	<0.015 M	0.388 M	0.0974 M	0.343 M	0.138 M	0.171 M
Anthracene	<0.016 mg/kg	TM218	<0.016 M	<0.16 M	0.0437 M	0.126 M	0.0452 M	<0.08 M
Fluoranthene	<0.017 mg/kg	TM218	0.0438 M	1.06 M	0.597 M	0.967 M	0.505 M	0.505 M
Pyrene	<0.015 mg/kg	TM218	0.0431 M	0.975 M	0.467 M	0.804 M	0.458 M	0.466 M
Benz(a)anthracene	<0.014 mg/kg	TM218	0.0243 M	0.619 M	0.349 M	0.657 M	0.347 M	0.349 M
Chrysene	<0.01 mg/kg	TM218	0.0218 M	0.547 M	0.312 M	0.674 M	0.324 M	0.28 M
Benzo(b)fluoranthene	<0.015 mg/kg	TM218	0.0374 M	0.684 M	0.477 M	1.21 M	0.582 M	0.802 M
Benzo(k)fluoranthene	<0.014 mg/kg	TM218	<0.014 M	0.243 M	0.168 M	0.363 M	0.192 M	0.285 M
Benzo(a)pyrene	<0.015 mg/kg	TM218	0.0318 M	0.679 M	0.368 M	0.759 M	0.369 M	0.573 M
Indeno(1,2,3-cd)pyrene	<0.018 mg/kg	TM218	0.0242 M	0.49 M	0.286 M	0.788 M	0.348 M	0.341 M
Dibenzo(a,h)anthracene	<0.023 mg/kg	TM218	<0.023 M	<0.23 M	0.0545 M	<0.115 M	0.0575 M	<0.115 M
Benzo(g,h,i)perylene	<0.024 mg/kg	TM218	<0.024 M	0.491 M	0.244 M	0.602 M	0.295 M	0.43 M
PAH, Total Detected USEPA 16	<0.118 mg/kg	TM218	0.226	6.18	3.46	7.29	3.68	4.2

Validated

CERTIFICATE OF ANALYSIS

SDG:	191004-110	**Client Reference:**	70053735	**Report Number:**	527697
Location:	Maylands	**Order Number:**	70053735-S01	**Superseded Report:**	527629

PAH by GCMS

Results Legend

#	ISO17025 accredited.
M	*m*CERTS accredited.
aq	Aqueous / settled sample.
diss.filt	Dissolved / filtered sample.
tot.unfilt	Total / unfiltered sample.
*	Subcontracted - refer to subcontractor report for accreditation status.
**	% recovery of the surrogate standard to check the efficiency of the method. The results of individual compounds within samples aren't corrected for the recovery
(F)	Trigger breach confirmed
1-3+5@	Sample deviation (see appendix)

Customer Sample Ref.			SP22B	SP23B	SP9C	SP21C	SP22C	SP9D
Depth (m)			0.40 - 0.60	0.70 - 1.00	0.80 - 1.00	0.30 - 0.50	0.60 - 0.80	0.90 - 1.10
Sample Type			Soil/Solid (S)	Soil/Solid (S)	Soil/Solid (S)	Soil/Solid (S)	Soil/Solid (S)	Soil/Solid (S)
Date Sampled			02/10/2019	01/10/2019	01/10/2019	01/10/2019	02/10/2019	01/10/2019
Sampled Time			.	.	.	.	.	.
Date Received			04/10/2019	04/10/2019	04/10/2019	04/10/2019	04/10/2019	04/10/2019
SDG Ref			191004-110	191004-110	191004-110	191004-110	191004-110	191004-110
Lab Sample No.(s)			20875109	20874945	20874835	20874988	20875115	20874845
AGS Reference			ES	ES	ES	ES	ES	ES
Component	**LOD/Units**	**Method**						
Naphthalene-d8 % recovery**	%	TM218	83.4	96.5	91.8	91.6	85.5	83.7
Acenaphthene-d10 % recovery**	%	TM218	89.5	100	95.5	96.1	87.9	85.9
Phenanthrene-d10 % recovery**	%	TM218	87.5	107	98.5	99.9	90.9	86.9
Chrysene-d12 % recovery**	%	TM218	90.4	92.9	87.7	85.4	98.4	90.5
Perylene-d12 % recovery**	%	TM218	86	79.8	78.3	76.6	102	85.8
Naphthalene	<0.009 mg/kg	TM218	<0.009 M	<0.045 M	<0.009 M	<0.009 M	<0.009 M	<0.009 M
Acenaphthylene	<0.012 mg/kg	TM218	<0.012 M	<0.06 M	<0.012 M	<0.012 M	<0.012 M	<0.012 M
Acenaphthene	<0.008 mg/kg	TM218	<0.008 M	0.057 M	0.0308 M	0.121 M	<0.008 M	<0.008 M
Fluorene	<0.01 mg/kg	TM218	<0.01 M	0.0579 M	0.0209 M	0.0965 M	<0.01 M	<0.01 M
Phenanthrene	<0.015 mg/kg	TM218	<0.015 M	0.729 M	0.224 M	1.08 M	<0.015 M	0.0447 M
Anthracene	<0.016 mg/kg	TM218	<0.016 M	0.207 M	0.0655 M	0.329 M	<0.016 M	<0.016 M
Fluoranthene	<0.017 mg/kg	TM218	0.0267 M	1.56 M	0.587 M	1.53 M	0.0291 M	0.206 M
Pyrene	<0.015 mg/kg	TM218	0.0255 M	1.16 M	0.491 M	1.12 M	<0.015 M	0.206 M
Benz(a)anthracene	<0.014 mg/kg	TM218	0.0243 M	0.818 M	0.267 M	0.638 M	0.0196 M	0.158 M
Chrysene	<0.01 mg/kg	TM218	0.0195 M	0.724 M	0.213 M	0.533 M	<0.01 M	0.172 M
Benzo(b)fluoranthene	<0.015 mg/kg	TM218	0.0431 M	1.06 M	0.305 M	0.652 M	0.026 M	0.299 M
Benzo(k)fluoranthene	<0.014 mg/kg	TM218	<0.014 M	0.349 M	0.115 M	0.264 M	<0.014 M	0.101 M
Benzo(a)pyrene	<0.015 mg/kg	TM218	0.0277 M	0.869 M	0.26 M	0.543 M	<0.015 M	0.181 M
Indeno(1,2,3-cd)pyrene	<0.018 mg/kg	TM218	0.0235 M	0.724 M	0.194 M	0.372 M	<0.018 M	0.146 M
Dibenzo(a,h)anthracene	<0.023 mg/kg	TM218	<0.023 M	<0.115 M	0.0339 M	0.0686 M	<0.023 M	<0.023 M
Benzo(g,h,i)perylene	<0.024 mg/kg	TM218	<0.024 M	0.649 M	0.176 M	0.305 M	<0.024 M	0.136 M
PAH, Total Detected USEPA 16	<0.118 mg/kg	TM218	0.19	8.97	2.98	7.65	<0.118	1.65

Validated

CERTIFICATE OF ANALYSIS

SDG:	191004-110	**Client Reference:**	70053735	**Report Number:**	527697
Location:	Maylands	**Order Number:**	70053735-S01	**Superseded Report:**	527629

PAH by GCMS

Results Legend

#	ISO17025 accredited.
M	*m*CERTS accredited.
aq	Aqueous / settled sample.
diss.filt	Dissolved / filtered sample.
tot.unfilt	Total / unfiltered sample.
*	Subcontracted - refer to subcontractor report for accreditation status.
**	% recovery of the surrogate standard to check the efficiency of the method. The results of individual compounds within samples aren't corrected for the recovery
(F)	Trigger breach confirmed
1-3+5@	Sample deviation (see appendix)

Customer Sample Ref.			SP22D	SP9E	SP21E	SP22E	SP9F	SP21F
Depth (m)			0.80 - 1.00	0.50 - 0.70	0.30 - 0.50	0.20 - 0.40	0.80 - 1.00	0.40 - 0.60
Sample Type			Soil/Solid (S)	Soil/Solid (S)	Soil/Solid (S)	Soil/Solid (S)	Soil/Solid (S)	Soil/Solid (S)
Date Sampled			04/10/2019	01/10/2019	01/10/2019	02/10/2019	01/10/2019	01/10/2019
Sampled Time			.	.	.	.	.	.
Date Received			04/10/2019	04/10/2019	04/10/2019	04/10/2019	04/10/2019	04/10/2019
SDG Ref			191004-110	191004-110	191004-110	191004-110	191004-110	191004-110
Lab Sample No.(s)			20875123	20874856	20874998	20875129	20874863	20875007
AGS Reference			ES	ES	ES	ES	ES	ES
Component	**LOD/Units**	**Method**						
Naphthalene-d8 % recovery**	%	TM218	91.4	86.8	81.4	83.3	101	89.2
Acenaphthene-d10 % recovery**	%	TM218	96.7	92.9	84.5	89.3	102	87.9
Phenanthrene-d10 % recovery**	%	TM218	99.5	95.8	85.6	86.3	105	97.9
Chrysene-d12 % recovery**	%	TM218	87.7	83.8	87.4	92.7	118	87.8
Perylene-d12 % recovery**	%	TM218	76.9	72.5	81.3	85.5	115	75.4
Naphthalene	<0.009 mg/kg	TM218	<0.009 M	<0.009 M	<0.009 M	<0.009 M	<0.009 M	<0.045 M
Acenaphthylene	<0.012 mg/kg	TM218	<0.012 M	<0.012 M	<0.012 M	<0.012 M	<0.012 M	<0.06 M
Acenaphthene	<0.008 mg/kg	TM218	<0.008 M	<0.008 M	<0.008 M	<0.008 M	<0.008 M	<0.04 M
Fluorene	<0.01 mg/kg	TM218	<0.01 M	<0.01 M	<0.01 M	<0.01 M	<0.01 M	<0.05 M
Phenanthrene	<0.015 mg/kg	TM218	0.0414 M	0.0227 M	0.0785 M	<0.015 M	<0.015 M	0.27 M
Anthracene	<0.016 mg/kg	TM218	<0.016 M	<0.016 M	0.0202 M	<0.016 M	<0.016 M	<0.08 M
Fluoranthene	<0.017 mg/kg	TM218	0.0863 M	0.0651 M	0.182 M	<0.017 M	0.0532 M	0.885 M
Pyrene	<0.015 mg/kg	TM218	0.0748 M	0.0608 M	0.156 M	<0.015 M	0.0498 M	0.667 M
Benz(a)anthracene	<0.014 mg/kg	TM218	0.0459 M	0.0355 M	0.119 M	<0.014 M	0.0374 M	0.294 M
Chrysene	<0.01 mg/kg	TM218	0.0432 M	0.0294 M	0.106 M	<0.01 M	0.0299 M	0.251 M
Benzo(b)fluoranthene	<0.015 mg/kg	TM218	0.0664 M	0.0423 M	0.179 M	<0.015 M	0.0703 M	0.239 M
Benzo(k)fluoranthene	<0.014 mg/kg	TM218	0.0262 M	<0.014 M	0.0581 M	<0.014 M	0.0277 M	0.105 M
Benzo(a)pyrene	<0.015 mg/kg	TM218	0.0608 M	0.0405 M	0.113 M	<0.015 M	0.0417 M	0.236 M
Indeno(1,2,3-cd)pyrene	<0.018 mg/kg	TM218	0.0525 M	0.0312 M	0.0869 M	<0.018 M	0.0354 M	0.173 M
Dibenzo(a,h)anthracene	<0.023 mg/kg	TM218	<0.023 M	<0.023 M	<0.023 M	<0.023 M	<0.023 M	<0.115 M
Benzo(g,h,i)perylene	<0.024 mg/kg	TM218	0.0482 M	0.0328 M	0.0843 M	<0.024 M	0.0371 M	0.147 M
PAH, Total Detected USEPA 16	<0.118 mg/kg	TM218	0.546	0.36	1.18	<0.118	0.383	3.27

Validated

CERTIFICATE OF ANALYSIS

SDG:	191004-110	**Client Reference:**	70053735	**Report Number:**	527697
Location:	Maylands	**Order Number:**	70053735-S01	**Superseded Report:**	527629

PAH by GCMS

Results Legend

#	ISO17025 accredited.
M	*m*CERTS accredited.
aq	Aqueous / settled sample.
diss.filt	Dissolved / filtered sample.
tot.unfilt	Total / unfiltered sample.
*	Subcontracted - refer to subcontractor report for accreditation status.
**	% recovery of the surrogate standard to check the efficiency of the method. The results of individual compounds within samples aren't corrected for the recovery
(F)	Trigger breach confirmed
1-3+5@	Sample deviation (see appendix)

Customer Sample Ref.			SP22F	SP21G	SP22G	SP21H	SP22H	SP21I
Depth (m)			0.50 - 0.70	0.20 - 0.40	0.30 - 0.50	0.30 - 0.50	0.50 - 0.80	0.50 - 0.70
Sample Type			Soil/Solid (S)	Soil/Solid (S)	Soil/Solid (S)	Soil/Solid (S)	Soil/Solid (S)	Soil/Solid (S)
Date Sampled			02/10/2019	01/10/2019	02/10/2019	01/10/2019	02/10/2019	01/10/2019
Sampled Time			.	.	.	.	.	.
Date Received			04/10/2019	04/10/2019	04/10/2019	04/10/2019	04/10/2019	04/10/2019
SDG Ref			191004-110	191004-110	191004-110	191004-110	191004-110	191004-110
Lab Sample No.(s)			20875137	20875017	20875142	20875025	20875147	20875037
AGS Reference			ES	ES	ES	ES	ES	ES
Component	**LOD/Units**	**Method**						
Naphthalene-d8 % recovery**	%	TM218	84.5	88.6	91.8	88.9	97.7	91.4
Acenaphthene-d10 % recovery**	%	TM218	90.3	89.9	95.6	93.6	98	95.3
Phenanthrene-d10 % recovery**	%	TM218	93	93.4	99.2	83.6	102	95.3
Chrysene-d12 % recovery**	%	TM218	82	80.8	88.6	86.3	107	85.4
Perylene-d12 % recovery**	%	TM218	71.4	72.2	76.8	86.9	107	74.1
Naphthalene	<0.009 mg/kg	TM218	<0.009 M	0.0137 M	<0.009 M	<0.045 M	<0.009 M	<0.009 M
Acenaphthylene	<0.012 mg/kg	TM218	<0.012 M	0.0188 M	<0.012 M	<0.06 M	<0.012 M	<0.012 M
Acenaphthene	<0.008 mg/kg	TM218	<0.008 M	0.146 M	<0.008 M	<0.04 M	<0.008 M	<0.008 M
Fluorene	<0.01 mg/kg	TM218	<0.01 M	0.102 M	<0.01 M	<0.05 M	<0.01 M	<0.01 M
Phenanthrene	<0.015 mg/kg	TM218	<0.015 M	1.01 M	0.0437 M	<0.075 M	<0.015 M	0.0316 M
Anthracene	<0.016 mg/kg	TM218	<0.016 M	0.311 M	<0.016 M	<0.08 M	<0.016 M	<0.016 M
Fluoranthene	<0.017 mg/kg	TM218	<0.017 M	1.61 M	0.213 M	<0.085 M	0.0221 M	0.133 M
Pyrene	<0.015 mg/kg	TM218	<0.015 M	1.19 M	0.178 M	<0.075 M	0.03 M	0.126 M
Benz(a)anthracene	<0.014 mg/kg	TM218	<0.014 M	0.735 M	0.121 M	<0.07 M	0.0195 M	0.0784 M
Chrysene	<0.01 mg/kg	TM218	<0.01 M	0.61 M	0.0945 M	<0.05 M	0.0162 M	0.0733 M
Benzo(b)fluoranthene	<0.015 mg/kg	TM218	<0.015 M	0.778 M	0.169 M	<0.075 M	0.0431 M	0.103 M
Benzo(k)fluoranthene	<0.014 mg/kg	TM218	<0.014 M	0.272 M	0.0511 M	<0.07 M	0.017 M	0.032 M
Benzo(a)pyrene	<0.015 mg/kg	TM218	<0.015 M	0.623 M	0.142 M	<0.075 M	0.0303 M	0.0755 M
Indeno(1,2,3-cd)pyrene	<0.018 mg/kg	TM218	<0.018 M	0.434 M	0.118 M	<0.09 M	0.0303 M	0.0629 M
Dibenzo(a,h)anthracene	<0.023 mg/kg	TM218	<0.023 M	0.0782 M	<0.023 M	<0.115 M	<0.023 M	<0.023 M
Benzo(g,h,i)perylene	<0.024 mg/kg	TM218	<0.024 M	0.379 M	0.103 M	<0.12 M	<0.024 M	0.051 M
PAH, Total Detected USEPA 16	<0.118 mg/kg	TM218	<0.118	8.32	1.23	<0.59	0.208	0.766

Validated

CERTIFICATE OF ANALYSIS

SDG:	191004-110	**Client Reference:**	70053735	**Report Number:**	527697
Location:	Maylands	**Order Number:**	70053735-S01	**Superseded Report:**	527629

PAH by GCMS

Results Legend

#	ISO17025 accredited.
M	*m*CERTS accredited.
aq	Aqueous / settled sample.
diss.filt	Dissolved / filtered sample.
tot.unfilt	Total / unfiltered sample.
*	Subcontracted - refer to subcontractor report for accreditation status.
**	% recovery of the surrogate standard to check the efficiency of the method. The results of individual compounds within samples aren't corrected for the recovery
(F)	Trigger breach confirmed
1-3+5@	Sample deviation (see appendix)

Customer Sample Ref.			SP22I	SP21J	SP22J	SP21K	SP22K	SP21L
Depth (m)			0.80 - 1.10	0.50 - 0.70	0.20 - 0.40	0.80 - 1.00	0.10 - 0.30	0.70 - 0.90
Sample Type			Soil/Solid (S)	Soil/Solid (S)	Soil/Solid (S)	Soil/Solid (S)	Soil/Solid (S)	Soil/Solid (S)
Date Sampled			02/10/2019	01/10/2019	02/10/2019	01/10/2019	02/10/2019	01/10/2019
Sampled Time			.	.	.	.	.	.
Date Received			04/10/2019	04/10/2019	04/10/2019	04/10/2019	04/10/2019	04/10/2019
SDG Ref			191004-110	191004-110	191004-110	191004-110	191004-110	191004-110
Lab Sample No.(s)			20875158	20875045	20875167	20875053	20875180	20875064
AGS Reference			ES	ES	ES	ES	ES	ES
Component	**LOD/Units**	**Method**						
Naphthalene-d8 % recovery**	%	TM218	91.2	98.2	89.9	90.8	91.1	98
Acenaphthene-d10 % recovery**	%	TM218	97.6	101	84.6	95.2	97.8	101
Phenanthrene-d10 % recovery**	%	TM218	101	107	84.3	96.1	99.8	106
Chrysene-d12 % recovery**	%	TM218	95.7	112	83.1	90.2	86.9	118
Perylene-d12 % recovery**	%	TM218	88.8	106	79.3	78.9	77.2	114
Naphthalene	<0.009 mg/kg	TM218	<0.045 M	<0.009 M	<0.009 M	<0.009 M	<0.009 M	0.0141 M
Acenaphthylene	<0.012 mg/kg	TM218	<0.06 M	<0.012 M	<0.012 M	<0.012 M	<0.012 M	0.0166 M
Acenaphthene	<0.008 mg/kg	TM218	<0.04 M	<0.008 M	<0.008 M	<0.008 M	<0.008 M	0.0231 M
Fluorene	<0.01 mg/kg	TM218	<0.05 M	<0.01 M	<0.01 M	<0.01 M	<0.01 M	0.0186 M
Phenanthrene	<0.015 mg/kg	TM218	<0.075 M	<0.015 M	<0.015 M	<0.015 M	0.085 M	0.168 M
Anthracene	<0.016 mg/kg	TM218	<0.08 M	<0.016 M	<0.016 M	<0.016 M	0.0305 M	0.0702 M
Fluoranthene	<0.017 mg/kg	TM218	<0.085 M	0.0417 M	<0.017 M	0.0244 M	0.282 M	0.746 M
Pyrene	<0.015 mg/kg	TM218	0.101 M	0.0403 M	<0.015 M	0.0238 M	0.231 M	0.955 M
Benz(a)anthracene	<0.014 mg/kg	TM218	<0.07 M	0.0223 M	<0.014 M	<0.014 M	0.157 M	0.528 M
Chrysene	<0.01 mg/kg	TM218	<0.05 M	0.0168 M	<0.01 M	<0.01 M	0.141 M	0.505 M
Benzo(b)fluoranthene	<0.015 mg/kg	TM218	<0.075 M	0.0308 M	<0.015 M	<0.015 M	0.209 M	0.797 M
Benzo(k)fluoranthene	<0.014 mg/kg	TM218	<0.07 M	<0.014 M	<0.014 M	<0.014 M	0.0689 M	0.313 M
Benzo(a)pyrene	<0.015 mg/kg	TM218	<0.075 M	0.0207 M	<0.015 M	<0.015 M	0.183 M	0.535 M
Indeno(1,2,3-cd)pyrene	<0.018 mg/kg	TM218	<0.09 M	<0.018 M	<0.018 M	<0.018 M	0.142 M	0.388 M
Dibenzo(a,h)anthracene	<0.023 mg/kg	TM218	<0.115 M	<0.023 M	<0.023 M	<0.023 M	<0.023 M	0.0633 M
Benzo(g,h,i)perylene	<0.024 mg/kg	TM218	<0.12 M	<0.024 M	<0.024 M	<0.024 M	0.126 M	0.358 M
PAH, Total Detected USEPA 16	<0.118 mg/kg	TM218	<0.59	0.173	<0.118	<0.118	1.65	5.5

Validated

CERTIFICATE OF ANALYSIS

SDG:	191004-110	**Client Reference:**	70053735	**Report Number:**	527697
Location:	Maylands	**Order Number:**	70053735-S01	**Superseded Report:**	527629

PAH by GCMS

Results Legend

#	ISO17025 accredited.
M	*m*CERTS accredited.
aq	Aqueous / settled sample.
diss.filt	Dissolved / filtered sample.
tot.unfilt	Total / unfiltered sample.
*	Subcontracted - refer to subcontractor report for accreditation status.
**	% recovery of the surrogate standard to check the efficiency of the method. The results of individual compounds within samples aren't corrected for the recovery
(F)	Trigger breach confirmed
1-3+5@	Sample deviation (see appendix)

Customer Sample Ref.			SP22L	SP21M	SP22M	SP22N	SP22O	SP22P
Depth (m)			0.30 - 0.50	0.20 - 0.40	0.50 - 0.80	0.70 - 0.90	0.30 - 0.50	0.80 - 1.00
Sample Type			Soil/Solid (S)	Soil/Solid (S)	Soil/Solid (S)	Soil/Solid (S)	Soil/Solid (S)	Soil/Solid (S)
Date Sampled			02/10/2019	01/10/2019	02/10/2019	02/10/2019	02/10/2019	02/10/2019
Sampled Time			.	.	.	.	.	.
Date Received			04/10/2019	04/10/2019	04/10/2019	04/10/2019	04/10/2019	04/10/2019
SDG Ref			191004-110	191004-110	191004-110	191004-110	191004-110	191004-110
Lab Sample No.(s)			20875185	20875083	20875192	20875202	20875208	20875213
AGS Reference			ES	ES	ES	ES	ES	ES
Component	**LOD/Units**	**Method**						
Naphthalene-d8 % recovery**	%	TM218	99.7	83.5	91.8	90.6	92.2	81.8
Acenaphthene-d10 % recovery**	%	TM218	99.2	89	97.6	80	98.1	86.8
Phenanthrene-d10 % recovery**	%	TM218	108	88	101	83.6	101	84.8
Chrysene-d12 % recovery**	%	TM218	123	94.4	88.6	83.3	86.6	88.1
Perylene-d12 % recovery**	%	TM218	122	83.9	77.3	80.6	79.1	80.5
Naphthalene	<0.009 mg/kg	TM218	0.941 M	<0.009 M	<0.009 M	0.0144 M	<0.009 M	<0.009 M
Acenaphthylene	<0.012 mg/kg	TM218	<0.06 M	<0.012 M	<0.012 M	0.0194 M	<0.012 M	<0.012 M
Acenaphthene	<0.008 mg/kg	TM218	<0.04 M	0.207 M	<0.008 M	<0.008 M	<0.008 M	<0.008 M
Fluorene	<0.01 mg/kg	TM218	<0.05 M	0.12 M	<0.01 M	<0.01 M	<0.01 M	<0.01 M
Phenanthrene	<0.015 mg/kg	TM218	0.103 M	1.33 M	0.0493 M	0.131 M	0.0188 M	0.0241 M
Anthracene	<0.016 mg/kg	TM218	<0.08 M	0.355 M	<0.016 M	0.0479 M	<0.016 M	<0.016 M
Fluoranthene	<0.017 mg/kg	TM218	0.176 M	2.12 M	0.145 M	0.502 M	0.0956 M	0.0939 M
Pyrene	<0.015 mg/kg	TM218	0.183 M	1.47 M	0.119 M	0.453 M	0.0794 M	0.0915 M
Benz(a)anthracene	<0.014 mg/kg	TM218	0.114 M	0.967 M	0.0641 M	0.242 M	0.0576 M	0.0624 M
Chrysene	<0.01 mg/kg	TM218	0.173 M	0.96 M	0.0606 M	0.206 M	0.0498 M	0.065 M
Benzo(b)fluoranthene	<0.015 mg/kg	TM218	0.21 M	1.21 M	0.0611 M	0.242 M	0.079 M	0.0854 M
Benzo(k)fluoranthene	<0.014 mg/kg	TM218	<0.07 M	0.439 M	0.0293 M	0.1 M	0.0278 M	0.0278 M
Benzo(a)pyrene	<0.015 mg/kg	TM218	0.154 M	0.707 M	0.063 M	0.216 M	0.0659 M	0.0577 M
Indeno(1,2,3-cd)pyrene	<0.018 mg/kg	TM218	0.142 M	0.563 M	0.049 M	0.108 M	0.0475 M	0.0391 M
Dibenzo(a,h)anthracene	<0.023 mg/kg	TM218	<0.115 M	0.105 M	<0.023 M	0.028 M	<0.023 M	<0.023 M
Benzo(g,h,i)perylene	<0.024 mg/kg	TM218	<0.12 M	0.48 M	0.0436 M	0.152 M	0.0454 M	0.0401 M
PAH, Total Detected USEPA 16	<0.118 mg/kg	TM218	2.2	11	0.685	2.46	0.567	0.587

Validated

CERTIFICATE OF ANALYSIS

SDG:	191004-110	**Client Reference:**	70053735	**Report Number:**	527697
Location:	Maylands	**Order Number:**	70053735-S01	**Superseded Report:**	527629

PAH by GCMS

Results Legend

#	ISO17025 accredited.
M	*m*CERTS accredited.
aq	Aqueous / settled sample.
diss.filt	Dissolved / filtered sample.
tot.unfilt	Total / unfiltered sample.
*	Subcontracted - refer to subcontractor report for accreditation status.
**	% recovery of the surrogate standard to check the efficiency of the method. The results of individual compounds within samples aren't corrected for the recovery
(F)	Trigger breach confirmed
1-3+5@	Sample deviation (see appendix)

Customer Sample Ref.			SP22Q	SP22R	SP22S	SP22T	SP22U
Depth (m)			0.70 - 0.90	1.00 - 1.20	0.90 - 1.10	0.00 - 0.30	0.50 - 0.80
Sample Type			Soil/Solid (S)	Soil/Solid (S)	Soil/Solid (S)	Soil/Solid (S)	Soil/Solid (S)
Date Sampled			02/10/2019	02/10/2019	02/10/2019	02/10/2019	02/10/2019
Sampled Time			.	.	.	.	.
Date Received			04/10/2019	04/10/2019	04/10/2019	04/10/2019	04/10/2019
SDG Ref			191004-110	191004-110	191004-110	191004-110	191004-110
Lab Sample No.(s)			20875218	20875231	20875246	20875251	20875256
AGS Reference			ES	ES	ES	ES	ES
Component	**LOD/Units**	**Method**					
Naphthalene-d8 % recovery**	%	TM218	90.8	91.2	80	82.9	82.4
Acenaphthene-d10 % recovery**	%	TM218	85	97.7	83.8	88.1	88.8
Phenanthrene-d10 % recovery**	%	TM218	84.4	103	81.5	85	86.4
Chrysene-d12 % recovery**	%	TM218	83.6	96.2	86.5	86.9	92
Perylene-d12 % recovery**	%	TM218	81.2	86.8	78.4	82.1	83.4
Naphthalene	<0.009 mg/kg	TM218	<0.009 M	<0.009 M	<0.009 M	<0.009 M	<0.009 M
Acenaphthylene	<0.012 mg/kg	TM218	<0.012 M	<0.012 M	<0.012 M	<0.012 M	<0.012 M
Acenaphthene	<0.008 mg/kg	TM218	<0.008 M	<0.008 M	0.026 M	<0.008 M	<0.008 M
Fluorene	<0.01 mg/kg	TM218	<0.01 M	<0.01 M	0.0234 M	<0.01 M	<0.01 M
Phenanthrene	<0.015 mg/kg	TM218	0.0495 M	0.0199 M	0.227 M	0.0199 M	<0.015 M
Anthracene	<0.016 mg/kg	TM218	<0.016 M	<0.016 M	0.0569 M	<0.016 M	<0.016 M
Fluoranthene	<0.017 mg/kg	TM218	0.134 M	0.0643 M	0.344 M	0.0464 M	0.0771 M
Pyrene	<0.015 mg/kg	TM218	0.107 M	0.0552 M	0.237 M	0.0379 M	0.0725 M
Benz(a)anthracene	<0.014 mg/kg	TM218	0.0651 M	0.0367 M	0.147 M	0.0259 M	0.0577 M
Chrysene	<0.01 mg/kg	TM218	0.0536 M	0.0302 M	0.137 M	0.0229 M	0.0513 M
Benzo(b)fluoranthene	<0.015 mg/kg	TM218	0.0733 M	0.042 M	0.156 M	0.0362 M	0.105 M
Benzo(k)fluoranthene	<0.014 mg/kg	TM218	0.0317 M	<0.014 M	0.0515 M	<0.014 M	0.0371 M
Benzo(a)pyrene	<0.015 mg/kg	TM218	0.0649 M	0.0398 M	0.091 M	0.0222 M	0.066 M
Indeno(1,2,3-cd)pyrene	<0.018 mg/kg	TM218	0.0344 M	0.0329 M	0.0562 M	<0.018 M	0.0567 M
Dibenzo(a,h)anthracene	<0.023 mg/kg	TM218	<0.023 M	<0.023 M	<0.023 M	<0.023 M	<0.023 M
Benzo(g,h,i)perylene	<0.024 mg/kg	TM218	0.0501 M	0.0299 M	0.0473 M	<0.024 M	0.0546 M
PAH, Total Detected USEPA 16	<0.118 mg/kg	TM218	0.664	0.351	1.6	0.211	0.578

CERTIFICATE OF ANALYSIS

SDG:	191004-110	**Client Reference:**	70053735	**Report Number:**	527697
Location:	Maylands	**Order Number:**	70053735-S01	**Superseded Report:**	527629

Semi Volatile Organic Compounds

Results Legend

#	ISO17025 accredited.
M	*m*CERTS accredited.
aq	Aqueous / settled sample.
diss.filt	Dissolved / filtered sample.
tot.unfilt	Total / unfiltered sample.
*	Subcontracted - refer to subcontractor report for accreditation status.
**	% recovery of the surrogate standard to check the efficiency of the method. The results of individual compounds within samples aren't corrected for the recovery
(F)	Trigger breach confirmed
1-3+5@	Sample deviation (see appendix)

Customer Sample Ref.			SP9A	SP21A	SP22A	SP23B	SP9C	SP21C
Depth (m)			0.30 - 0.50	0.80 - 1.00	0.20 - 0.40	0.70 - 1.00	0.80 - 1.00	0.30 - 0.50
Sample Type			Soil/Solid (S)	Soil/Solid (S)	Soil/Solid (S)	Soil/Solid (S)	Soil/Solid (S)	Soil/Solid (S)
Date Sampled			01/10/2019	01/10/2019	02/10/2019	01/10/2019	01/10/2019	01/10/2019
Sampled Time			.	.	.	.	.	.
Date Received			04/10/2019	04/10/2019	04/10/2019	04/10/2019	04/10/2019	04/10/2019
SDG Ref			191004-110	191004-110	191004-110	191004-110	191004-110	191004-110
Lab Sample No.(s)			20875281	20874953	20875101	20874945	20874835	20874988
AGS Reference			ES	ES	ES	ES	ES	ES
Component	**LOD/Units**	**Method**						
Phenol	<0.1 mg/kg	TM157	<0.1	<0.1	<0.1	<0.5	<0.1	<0.1
Pentachlorophenol	<0.1 mg/kg	TM157	<0.1	<0.1	<0.1	<0.5	<0.1	<0.1
n-Nitroso-n-dipropylamine	<0.1 mg/kg	TM157	<0.1	<0.1	<0.1	<0.5	<0.1	<0.1
Nitrobenzene	<0.1 mg/kg	TM157	<0.1	<0.1	<0.1	<0.5	<0.1	<0.1
Isophorone	<0.1 mg/kg	TM157	<0.1	<0.1	<0.1	<0.5	<0.1	<0.1
Hexachloroethane	<0.1 mg/kg	TM157	<0.1	<0.1	<0.1	<0.5	<0.1	<0.1
Hexachlorocyclopentadiene	<0.1 mg/kg	TM157	<0.1	<0.1	<0.1	<0.5	<0.1	<0.1
Hexachlorobutadiene	<0.1 mg/kg	TM157	<0.1	<0.1	<0.1	<0.5	<0.1	<0.1
Hexachlorobenzene	<0.1 mg/kg	TM157	<0.1	<0.1	<0.1	<0.5	<0.1	<0.1
n-Dioctyl phthalate	<0.1 mg/kg	TM157	<0.1	<0.1	<0.1	<0.5	<0.1	<0.1
Dimethyl phthalate	<0.1 mg/kg	TM157	<0.1	<0.1	<0.1	<0.5	<0.1	<0.1
Diethyl phthalate	<0.1 mg/kg	TM157	<0.1	<0.1	<0.1	<0.5	<0.1	<0.1
n-Dibutyl phthalate	<0.1 mg/kg	TM157	<0.1	<0.1	<0.1	<0.5	<0.1	<0.1
Dibenzofuran	<0.1 mg/kg	TM157	<0.1	<0.1	<0.1	<0.5	<0.1	<0.1
Carbazole	<0.1 mg/kg	TM157	<0.1	<0.1	<0.1	<0.5	<0.1	<0.1
Butylbenzyl phthalate	<0.1 mg/kg	TM157	<0.1	<0.1	<0.1	<0.5	<0.1	<0.1
bis(2-Ethylhexyl) phthalate	<0.1 mg/kg	TM157	<0.1	<0.1	<0.1	<0.5	<0.1	<0.1
bis(2-Chloroethoxy)methane	<0.1 mg/kg	TM157	<0.1	<0.1	<0.1	<0.5	<0.1	<0.1
bis(2-Chloroethyl)ether	<0.1 mg/kg	TM157	<0.1	<0.1	<0.1	<0.5	<0.1	<0.1
Azobenzene	<0.1 mg/kg	TM157	<0.1	<0.1	<0.1	<0.5	<0.1	<0.1
4-Nitrophenol	<0.1 mg/kg	TM157	<0.5	<0.5	<0.5	<2.5	<0.5	<0.5
4-Nitroaniline	<0.1 mg/kg	TM157	<0.1	<0.1	<0.1	<0.5	<0.1	<0.1
4-Methylphenol	<0.1 mg/kg	TM157	<0.1	<0.1	<0.1	<0.5	<0.1	<0.1
4-Chlorophenylphenylether	<0.1 mg/kg	TM157	<0.1	<0.1	<0.1	<0.5	<0.1	<0.1
4-Chloroaniline	<0.1 mg/kg	TM157	<0.1	<0.1	<0.1	<0.5	<0.1	<0.1
4-Chloro-3-methylphenol	<0.1 mg/kg	TM157	<0.1	<0.1	<0.1	<0.5	<0.1	<0.1
4-Bromophenylphenylether	<0.1 mg/kg	TM157	<0.1	<0.1	<0.1	<0.5	<0.1	<0.1
3-Nitroaniline	<0.1 mg/kg	TM157	<0.1	<0.1	<0.1	<0.5	<0.1	<0.1
2-Nitrophenol	<0.1 mg/kg	TM157	<0.1	<0.1	<0.1	<0.5	<0.1	<0.1
2-Nitroaniline	<0.1 mg/kg	TM157	<0.1	<0.1	<0.1	<0.5	<0.1	<0.1
2-Methylphenol	<0.1 mg/kg	TM157	<0.1	<0.1	<0.1	<0.5	<0.1	<0.1
1,2,4-Trichlorobenzene	<0.1 mg/kg	TM157	<0.1	<0.1	<0.1	<0.5	<0.1	<0.1

Validated

CERTIFICATE OF ANALYSIS

SDG:	191004-110	**Client Reference:**	70053735	**Report Number:**	527697
Location:	Maylands	**Order Number:**	70053735-S01	**Superseded Report:**	527629

Semi Volatile Organic Compounds

Results Legend

#	ISO17025 accredited.
M	*m*CERTS accredited.
aq	Aqueous / settled sample.
diss.filt	Dissolved / filtered sample.
tot.unfilt	Total / unfiltered sample.
*	Subcontracted - refer to subcontractor report for accreditation status.
**	% recovery of the surrogate standard to check the efficiency of the method. The results of individual compounds within samples aren't corrected for the recovery
(F)	Trigger breach confirmed
1-3+§@	Sample deviation (see appendix)

Customer Sample Ref.			SP9A	SP21A	SP22A	SP23B	SP9C	SP21C
Depth (m)			0.30 - 0.50	0.80 - 1.00	0.20 - 0.40	0.70 - 1.00	0.80 - 1.00	0.30 - 0.50
Sample Type			Soil/Solid (S)	Soil/Solid (S)	Soil/Solid (S)	Soil/Solid (S)	Soil/Solid (S)	Soil/Solid (S)
Date Sampled			01/10/2019	01/10/2019	02/10/2019	01/10/2019	01/10/2019	01/10/2019
Sampled Time			-	-	-	-	-	-
Date Received			04/10/2019	04/10/2019	04/10/2019	04/10/2019	04/10/2019	04/10/2019
SDG Ref			191004-110	191004-110	191004-110	191004-110	191004-110	191004-110
Lab Sample No.(s)			20875281	20874953	20875101	20874945	20874835	20874988
AGS Reference			ES	ES	ES	ES	ES	ES
Component	**LOD/Units**	**Method**						
2-Chlorophenol	<0.1 mg/kg	TM157	<0.1	<0.1	<0.1	<0.5	<0.1	<0.1
2,6-Dinitrotoluene	<0.1 mg/kg	TM157	<0.1	<0.1	<0.1	<0.5	<0.1	<0.1
2,4-Dinitrotoluene	<0.1 mg/kg	TM157	<0.1	<0.1	<0.1	<0.5	<0.1	<0.1
2,4-Dimethylphenol	<0.1 mg/kg	TM157	<0.1	<0.1	<0.1	<0.5	<0.1	<0.1
2,4-Dichlorophenol	<0.1 mg/kg	TM157	<0.1	<0.1	<0.1	<0.5	<0.1	<0.1
2,4,6-Trichlorophenol	<0.1 mg/kg	TM157	<0.1	<0.1	<0.1	<0.5	<0.1	<0.1
2,4,5-Trichlorophenol	<0.1 mg/kg	TM157	<0.1	<0.1	<0.1	<0.5	<0.1	<0.1
1,4-Dichlorobenzene	<0.1 mg/kg	TM157	<0.1	<0.1	<0.1	<0.5	<0.1	<0.1
1,3-Dichlorobenzene	<0.1 mg/kg	TM157	<0.1	<0.1	<0.1	<0.5	<0.1	<0.1
1,2-Dichlorobenzene	<0.1 mg/kg	TM157	<0.1	<0.1	<0.1	<0.5	<0.1	<0.1
2-Chloronaphthalene	<0.1 mg/kg	TM157	<0.1	<0.1	<0.1	<0.5	<0.1	<0.1
2-Methylnaphthalene	<0.1 mg/kg	TM157	<0.1	<0.1	<0.1	<0.5	<0.1	<0.1
Acenaphthylene	<0.1 mg/kg	TM157	<0.1	<0.1	<0.1	<0.5	<0.1	<0.1
Acenaphthene	<0.1 mg/kg	TM157	<0.1	<0.1	<0.1	<0.5	<0.1	<0.1
Anthracene	<0.1 mg/kg	TM157	<0.1	<0.1	<0.1	<0.5	<0.1	<0.1
Benzo(a)anthracene	<0.1 mg/kg	TM157	<0.1	0.18	0.295	<0.5	0.171	0.321
Benzo(b)fluoranthene	<0.1 mg/kg	TM157	<0.1	0.156	0.283	<0.5	0.171	0.298
Benzo(k)fluoranthene	<0.1 mg/kg	TM157	<0.1	0.192	0.332	<0.5	0.171	0.333
Benzo(a)pyrene	<0.1 mg/kg	TM157	<0.1	0.156	0.308	<0.5	0.146	0.274
Benzo(g,h,i)perylene	<0.1 mg/kg	TM157	<0.1	<0.1	0.172	<0.5	<0.1	0.155
Chrysene	<0.1 mg/kg	TM157	<0.1	0.228	0.369	<0.5	0.207	0.381
Fluoranthene	<0.1 mg/kg	TM157	<0.1	0.408	0.566	0.627	0.281	0.571
Fluorene	<0.1 mg/kg	TM157	<0.1	<0.1	<0.1	<0.5	<0.1	<0.1
Indeno(1,2,3-cd)pyrene	<0.1 mg/kg	TM157	<0.1	0.144	0.246	<0.5	0.146	0.155
Phenanthrene	<0.1 mg/kg	TM157	<0.1	0.3	0.172	<0.5	<0.1	0.131
Pyrene	<0.1 mg/kg	TM157	<0.1	0.324	0.467	0.594	0.256	0.476
Naphthalene	<0.1 mg/kg	TM157	<0.1	<0.1	<0.1	<0.5	<0.1	<0.1
Dibenzo(a,h)anthracene	<0.1 mg/kg	TM157	<0.1	<0.1	<0.1	<0.5	<0.1	<0.1
Bis(2-chloroisopropyl) ether	<0.1 mg/kg	TM157	<0.1	<0.1	<0.1	<0.5	<0.1	<0.1

CERTIFICATE OF ANALYSIS

SDG:	191004-110	**Client Reference:**	70053735	**Report Number:**	527697
Location:	Maylands	**Order Number:**	70053735-S01	**Superseded Report:**	527629

Semi Volatile Organic Compounds

Results Legend

#	ISO17025 accredited.
M	*m*CERTS accredited.
aq	Aqueous / settled sample.
diss.filt	Dissolved / filtered sample.
tot.unfilt	Total / unfiltered sample.
*	Subcontracted - refer to subcontractor report for accreditation status.
**	% recovery of the surrogate standard to check the efficiency of the method. The results of individual compounds within samples aren't corrected for the recovery
(F)	Trigger breach confirmed
1-3+5@	Sample deviation (see appendix)

Customer Sample Ref.			SP22C	SP22D	SP9E	SP21F	SP22F	SP21G
Depth (m)			0.60 - 0.80	0.80 - 1.00	0.50 - 0.70	0.40 - 0.60	0.50 - 0.70	0.20 - 0.40
Sample Type			Soil/Solid (S)	Soil/Solid (S)	Soil/Solid (S)	Soil/Solid (S)	Soil/Solid (S)	Soil/Solid (S)
Date Sampled			02/10/2019	04/10/2019	01/10/2019	01/10/2019	02/10/2019	01/10/2019
Sampled Time			.	.	.	.	.	.
Date Received			04/10/2019	04/10/2019	04/10/2019	04/10/2019	04/10/2019	04/10/2019
SDG Ref			191004-110	191004-110	191004-110	191004-110	191004-110	191004-110
Lab Sample No.(s)			20875115	20875123	20874856	20875007	20875137	20875017
AGS Reference			ES	ES	ES	ES	ES	ES
Component	**LOD/Units**	**Method**						
Phenol	<0.1 mg/kg	TM157	<0.1	<0.1	<0.1	<0.1	<0.1	<0.1
Pentachlorophenol	<0.1 mg/kg	TM157	<0.1	<0.1	<0.1	<0.1	<0.1	<0.1
n-Nitroso-n-dipropylamine	<0.1 mg/kg	TM157	<0.1	<0.1	<0.1	<0.1	<0.1	<0.1
Nitrobenzene	<0.1 mg/kg	TM157	<0.1	<0.1	<0.1	<0.1	<0.1	<0.1
Isophorone	<0.1 mg/kg	TM157	<0.1	<0.1	<0.1	<0.1	<0.1	<0.1
Hexachloroethane	<0.1 mg/kg	TM157	<0.1	<0.1	<0.1	<0.1	<0.1	<0.1
Hexachlorocyclopentadiene	<0.1 mg/kg	TM157	<0.1	<0.1	<0.1	<0.1	<0.1	<0.1
Hexachlorobutadiene	<0.1 mg/kg	TM157	<0.1	<0.1	<0.1	<0.1	<0.1	<0.1
Hexachlorobenzene	<0.1 mg/kg	TM157	<0.1	<0.1	<0.1	<0.1	<0.1	<0.1
n-Dioctyl phthalate	<0.1 mg/kg	TM157	<0.1	<0.1	<0.1	<0.1	<0.1	<0.1
Dimethyl phthalate	<0.1 mg/kg	TM157	<0.1	<0.1	<0.1	<0.1	<0.1	<0.1
Diethyl phthalate	<0.1 mg/kg	TM157	<0.1	<0.1	<0.1	<0.1	<0.1	<0.1
n-Dibutyl phthalate	<0.1 mg/kg	TM157	<0.1	<0.1	<0.1	<0.1	<0.1	<0.1
Dibenzofuran	<0.1 mg/kg	TM157	<0.1	<0.1	<0.1	<0.1	<0.1	<0.1
Carbazole	<0.1 mg/kg	TM157	<0.1	<0.1	<0.1	<0.1	<0.1	<0.1
Butylbenzyl phthalate	<0.1 mg/kg	TM157	<0.1	<0.1	<0.1	<0.1	<0.1	<0.1
bis(2-Ethylhexyl) phthalate	<0.1 mg/kg	TM157	<0.1	<0.1	<0.1	<0.1	<0.1	<0.1
bis(2-Chloroethoxy)methane	<0.1 mg/kg	TM157	<0.1	<0.1	<0.1	<0.1	<0.1	<0.1
bis(2-Chloroethyl)ether	<0.1 mg/kg	TM157	<0.1	<0.1	<0.1	<0.1	<0.1	<0.1
Azobenzene	<0.1 mg/kg	TM157	<0.1	<0.1	<0.1	<0.1	<0.1	<0.1
4-Nitrophenol	<0.1 mg/kg	TM157	<0.5	<0.5	<0.5	<0.5	<0.5	<0.5
4-Nitroaniline	<0.1 mg/kg	TM157	<0.1	<0.1	<0.1	<0.1	<0.1	<0.1
4-Methylphenol	<0.1 mg/kg	TM157	<0.1	<0.1	<0.1	<0.1	<0.1	<0.1
4-Chlorophenylphenylether	<0.1 mg/kg	TM157	<0.1	<0.1	<0.1	<0.1	<0.1	<0.1
4-Chloroaniline	<0.1 mg/kg	TM157	<0.1	<0.1	<0.1	<0.1	<0.1	<0.1
4-Chloro-3-methylphenol	<0.1 mg/kg	TM157	<0.1	<0.1	<0.1	<0.1	<0.1	<0.1
4-Bromophenylphenylether	<0.1 mg/kg	TM157	<0.1	<0.1	<0.1	<0.1	<0.1	<0.1
3-Nitroaniline	<0.1 mg/kg	TM157	<0.1	<0.1	<0.1	<0.1	<0.1	<0.1
2-Nitrophenol	<0.1 mg/kg	TM157	<0.1	<0.1	<0.1	<0.1	<0.1	<0.1
2-Nitroaniline	<0.1 mg/kg	TM157	<0.1	<0.1	<0.1	<0.1	<0.1	<0.1
2-Methylphenol	<0.1 mg/kg	TM157	<0.1	<0.1	<0.1	<0.1	<0.1	<0.1
1,2,4-Trichlorobenzene	<0.1 mg/kg	TM157	<0.1	<0.1	<0.1	<0.1	<0.1	<0.1

Validated

CERTIFICATE OF ANALYSIS

SDG:	191004-110	**Client Reference:**	70053735	**Report Number:**	527697
Location:	Maylands	**Order Number:**	70053735-S01	**Superseded Report:**	527629

Semi Volatile Organic Compounds

Results Legend

#	ISO17025 accredited.
M	*m*CERTS accredited.
aq	Aqueous / settled sample.
diss.filt	Dissolved / filtered sample.
tot.unfilt	Total / unfiltered sample.
*	Subcontracted - refer to subcontractor report for accreditation status.
**	% recovery of the surrogate standard to check the efficiency of the method. The results of individual compounds within samples aren't corrected for the recovery
(F)	Trigger breach confirmed
1-3+§@	Sample deviation (see appendix)

Customer Sample Ref.			SP22C	SP22D	SP9E	SP21F	SP22F	SP21G
Depth (m)			0.60 - 0.80	0.80 - 1.00	0.50 - 0.70	0.40 - 0.60	0.50 - 0.70	0.20 - 0.40
Sample Type			Soil/Solid (S)	Soil/Solid (S)	Soil/Solid (S)	Soil/Solid (S)	Soil/Solid (S)	Soil/Solid (S)
Date Sampled			02/10/2019	04/10/2019	01/10/2019	01/10/2019	02/10/2019	01/10/2019
Sampled Time			-	-	-	-	-	-
Date Received			04/10/2019	04/10/2019	04/10/2019	04/10/2019	04/10/2019	04/10/2019
SDG Ref			191004-110	191004-110	191004-110	191004-110	191004-110	191004-110
Lab Sample No.(s)			20875115	20875123	20874856	20875007	20875137	20875017
AGS Reference			ES	ES	ES	ES	ES	ES
Component	**LOD/Units**	**Method**						
2-Chlorophenol	<0.1 mg/kg	TM157	<0.1	<0.1	<0.1	<0.1	<0.1	<0.1
2,6-Dinitrotoluene	<0.1 mg/kg	TM157	<0.1	<0.1	<0.1	<0.1	<0.1	<0.1
2,4-Dinitrotoluene	<0.1 mg/kg	TM157	<0.1	<0.1	<0.1	<0.1	<0.1	<0.1
2,4-Dimethylphenol	<0.1 mg/kg	TM157	<0.1	<0.1	<0.1	<0.1	<0.1	<0.1
2,4-Dichlorophenol	<0.1 mg/kg	TM157	<0.1	<0.1	<0.1	<0.1	<0.1	<0.1
2,4,6-Trichlorophenol	<0.1 mg/kg	TM157	<0.1	<0.1	<0.1	<0.1	<0.1	<0.1
2,4,5-Trichlorophenol	<0.1 mg/kg	TM157	<0.1	<0.1	<0.1	<0.1	<0.1	<0.1
1,4-Dichlorobenzene	<0.1 mg/kg	TM157	<0.1	<0.1	<0.1	<0.1	<0.1	<0.1
1,3-Dichlorobenzene	<0.1 mg/kg	TM157	<0.1	<0.1	<0.1	<0.1	<0.1	<0.1
1,2-Dichlorobenzene	<0.1 mg/kg	TM157	<0.1	<0.1	<0.1	<0.1	<0.1	<0.1
2-Chloronaphthalene	<0.1 mg/kg	TM157	<0.1	<0.1	<0.1	<0.1	<0.1	<0.1
2-Methylnaphthalene	<0.1 mg/kg	TM157	<0.1	<0.1	<0.1	<0.1	<0.1	<0.1
Acenaphthylene	<0.1 mg/kg	TM157	<0.1	<0.1	<0.1	<0.1	<0.1	<0.1
Acenaphthene	<0.1 mg/kg	TM157	<0.1	<0.1	<0.1	<0.1	<0.1	<0.1
Anthracene	<0.1 mg/kg	TM157	<0.1	<0.1	<0.1	<0.1	<0.1	<0.1
Benzo(a)anthracene	<0.1 mg/kg	TM157	<0.1	<0.1	0.372	0.119	<0.1	<0.1
Benzo(b)fluoranthene	<0.1 mg/kg	TM157	<0.1	<0.1	0.236	<0.1	<0.1	<0.1
Benzo(k)fluoranthene	<0.1 mg/kg	TM157	<0.1	<0.1	0.31	<0.1	<0.1	<0.1
Benzo(a)pyrene	<0.1 mg/kg	TM157	<0.1	<0.1	0.273	<0.1	<0.1	<0.1
Benzo(g,h,i)perylene	<0.1 mg/kg	TM157	<0.1	<0.1	0.136	<0.1	<0.1	<0.1
Chrysene	<0.1 mg/kg	TM157	<0.1	<0.1	0.446	0.119	<0.1	<0.1
Fluoranthene	<0.1 mg/kg	TM157	<0.1	<0.1	0.682	0.262	<0.1	<0.1
Fluorene	<0.1 mg/kg	TM157	<0.1	<0.1	<0.1	<0.1	<0.1	<0.1
Indeno(1,2,3-cd)pyrene	<0.1 mg/kg	TM157	<0.1	<0.1	0.174	<0.1	<0.1	<0.1
Phenanthrene	<0.1 mg/kg	TM157	<0.1	<0.1	0.136	<0.1	<0.1	<0.1
Pyrene	<0.1 mg/kg	TM157	<0.1	<0.1	0.744	0.238	<0.1	<0.1
Naphthalene	<0.1 mg/kg	TM157	<0.1	<0.1	<0.1	<0.1	<0.1	<0.1
Dibenzo(a,h)anthracene	<0.1 mg/kg	TM157	<0.1	<0.1	<0.1	<0.1	<0.1	<0.1
Bis(2-chloroisopropyl) ether	<0.1 mg/kg	TM157	<0.1	<0.1	<0.1	<0.1	<0.1	<0.1

CERTIFICATE OF ANALYSIS

SDG:	191004-110	**Client Reference:**	70053735	**Report Number:**	527697
Location:	Maylands	**Order Number:**	70053735-S01	**Superseded Report:**	527629

Semi Volatile Organic Compounds

Results Legend

#	ISO17025 accredited.
M	*m*CERTS accredited.
aq	Aqueous / settled sample.
diss.filt	Dissolved / filtered sample.
tot.unfilt	Total / unfiltered sample.
*	Subcontracted - refer to subcontractor report for accreditation status.
**	% recovery of the surrogate standard to check the efficiency of the method. The results of individual compounds within samples aren't corrected for the recovery
(F)	Trigger breach confirmed
1-3+5@	Sample deviation (see appendix)

Customer Sample Ref.			SP22G	SP21I	SP22I	SP21K	SP22K	SP22M
Depth (m)			0.30 - 0.50	0.50 - 0.70	0.80 - 1.10	0.80 - 1.00	0.10 - 0.30	0.50 - 0.80
Sample Type			Soil/Solid (S)	Soil/Solid (S)	Soil/Solid (S)	Soil/Solid (S)	Soil/Solid (S)	Soil/Solid (S)
Date Sampled			02/10/2019	01/10/2019	02/10/2019	01/10/2019	02/10/2019	02/10/2019
Sampled Time			.	.	.	.	.	.
Date Received			04/10/2019	04/10/2019	04/10/2019	04/10/2019	04/10/2019	04/10/2019
SDG Ref			191004-110	191004-110	191004-110	191004-110	191004-110	191004-110
Lab Sample No.(s)			20875142	20875037	20875158	20875053	20875180	20875192
AGS Reference			ES	ES	ES	ES	ES	ES
Component	**LOD/Units**	**Method**						
Phenol	<0.1 mg/kg	TM157	<0.5	<0.1	<0.1	<0.1	<0.1	<0.1
Pentachlorophenol	<0.1 mg/kg	TM157	<0.5	<0.1	<0.1	<0.1	<0.1	<0.1
n-Nitroso-n-dipropylamine	<0.1 mg/kg	TM157	<0.5	<0.1	<0.1	<0.1	<0.1	<0.1
Nitrobenzene	<0.1 mg/kg	TM157	<0.5	<0.1	<0.1	<0.1	<0.1	<0.1
Isophorone	<0.1 mg/kg	TM157	<0.5	<0.1	<0.1	<0.1	<0.1	<0.1
Hexachloroethane	<0.1 mg/kg	TM157	<0.5	<0.1	<0.1	<0.1	<0.1	<0.1
Hexachlorocyclopentadiene	<0.1 mg/kg	TM157	<0.5	<0.1	<0.1	<0.1	<0.1	<0.1
Hexachlorobutadiene	<0.1 mg/kg	TM157	<0.5	<0.1	<0.1	<0.1	<0.1	<0.1
Hexachlorobenzene	<0.1 mg/kg	TM157	<0.5	<0.1	<0.1	<0.1	<0.1	<0.1
n-Dioctyl phthalate	<0.1 mg/kg	TM157	<0.5	<0.1	<0.1	<0.1	<0.1	<0.1
Dimethyl phthalate	<0.1 mg/kg	TM157	<0.5	<0.1	<0.1	<0.1	<0.1	<0.1
Diethyl phthalate	<0.1 mg/kg	TM157	<0.5	<0.1	<0.1	<0.1	<0.1	<0.1
n-Dibutyl phthalate	<0.1 mg/kg	TM157	<0.5	0.119	<0.1	<0.1	<0.1	<0.1
Dibenzofuran	<0.1 mg/kg	TM157	<0.5	<0.1	<0.1	<0.1	<0.1	<0.1
Carbazole	<0.1 mg/kg	TM157	<0.5	<0.1	<0.1	<0.1	<0.1	<0.1
Butylbenzyl phthalate	<0.1 mg/kg	TM157	<0.5	<0.1	<0.1	<0.1	<0.1	<0.1
bis(2-Ethylhexyl) phthalate	<0.1 mg/kg	TM157	<0.5	<0.1	<0.1	<0.1	<0.1	<0.1
bis(2-Chloroethoxy)methane	<0.1 mg/kg	TM157	<0.5	<0.1	<0.1	<0.1	<0.1	<0.1
bis(2-Chloroethyl)ether	<0.1 mg/kg	TM157	<0.5	<0.1	<0.1	<0.1	<0.1	<0.1
Azobenzene	<0.1 mg/kg	TM157	<0.5	<0.1	<0.1	<0.1	<0.1	<0.1
4-Nitrophenol	<0.1 mg/kg	TM157	<2.5	<0.5	<0.5	<0.5	<0.5	<0.5
4-Nitroaniline	<0.1 mg/kg	TM157	<0.5	<0.1	<0.1	<0.1	<0.1	<0.1
4-Methylphenol	<0.1 mg/kg	TM157	<0.5	<0.1	<0.1	<0.1	<0.1	<0.1
4-Chlorophenylphenylether	<0.1 mg/kg	TM157	<0.5	<0.1	<0.1	<0.1	<0.1	<0.1
4-Chloroaniline	<0.1 mg/kg	TM157	<0.5	<0.1	<0.1	<0.1	<0.1	<0.1
4-Chloro-3-methylphenol	<0.1 mg/kg	TM157	<0.5	<0.1	<0.1	<0.1	<0.1	<0.1
4-Bromophenylphenylether	<0.1 mg/kg	TM157	<0.5	<0.1	<0.1	<0.1	<0.1	<0.1
3-Nitroaniline	<0.1 mg/kg	TM157	<0.5	<0.1	<0.1	<0.1	<0.1	<0.1
2-Nitrophenol	<0.1 mg/kg	TM157	<0.5	<0.1	<0.1	<0.1	<0.1	<0.1
2-Nitroaniline	<0.1 mg/kg	TM157	<0.5	<0.1	<0.1	<0.1	<0.1	<0.1
2-Methylphenol	<0.1 mg/kg	TM157	<0.5	<0.1	<0.1	<0.1	<0.1	<0.1
1,2,4-Trichlorobenzene	<0.1 mg/kg	TM157	<0.5	<0.1	<0.1	<0.1	<0.1	<0.1

Validated

CERTIFICATE OF ANALYSIS

SDG:	191004-110	**Client Reference:**	70053735	**Report Number:**	527697
Location:	Maylands	**Order Number:**	70053735-S01	**Superseded Report:**	527629

Semi Volatile Organic Compounds

Results Legend

#	ISO17025 accredited.
M	*m*CERTS accredited.
aq	Aqueous / settled sample.
diss.filt	Dissolved / filtered sample.
tot.unfilt	Total / unfiltered sample.
*	Subcontracted - refer to subcontractor report for accreditation status.
**	% recovery of the surrogate standard to check the efficiency of the method. The results of individual compounds within samples aren't corrected for the recovery
(F)	Trigger breach confirmed
1-3+§@	Sample deviation (see appendix)

Customer Sample Ref.			SP22G	SP21I	SP22I	SP21K	SP22K	SP22M
Depth (m)			0.30 - 0.50	0.50 - 0.70	0.80 - 1.10	0.80 - 1.00	0.10 - 0.30	0.50 - 0.80
Sample Type			Soil/Solid (S)	Soil/Solid (S)	Soil/Solid (S)	Soil/Solid (S)	Soil/Solid (S)	Soil/Solid (S)
Date Sampled			02/10/2019	01/10/2019	02/10/2019	01/10/2019	02/10/2019	02/10/2019
Sampled Time			-	-	-	-	-	-
Date Received			04/10/2019	04/10/2019	04/10/2019	04/10/2019	04/10/2019	04/10/2019
SDG Ref			191004-110	191004-110	191004-110	191004-110	191004-110	191004-110
Lab Sample No.(s)			20875142	20875037	20875158	20875053	20875180	20875192
AGS Reference			ES	ES	ES	ES	ES	ES
Component	**LOD/Units**	**Method**						
2-Chlorophenol	<0.1 mg/kg	TM157	<0.5	<0.1	<0.1	<0.1	<0.1	<0.1
2,6-Dinitrotoluene	<0.1 mg/kg	TM157	<0.5	<0.1	<0.1	<0.1	<0.1	<0.1
2,4-Dinitrotoluene	<0.1 mg/kg	TM157	<0.5	<0.1	<0.1	<0.1	<0.1	<0.1
2,4-Dimethylphenol	<0.1 mg/kg	TM157	<0.5	0.131	<0.1	<0.1	<0.1	<0.1
2,4-Dichlorophenol	<0.1 mg/kg	TM157	<0.5	<0.1	<0.1	<0.1	<0.1	<0.1
2,4,6-Trichlorophenol	<0.1 mg/kg	TM157	<0.5	<0.1	<0.1	<0.1	<0.1	<0.1
2,4,5-Trichlorophenol	<0.1 mg/kg	TM157	<0.5	<0.1	<0.1	<0.1	<0.1	<0.1
1,4-Dichlorobenzene	<0.1 mg/kg	TM157	<0.5	<0.1	<0.1	<0.1	<0.1	<0.1
1,3-Dichlorobenzene	<0.1 mg/kg	TM157	<0.5	<0.1	<0.1	<0.1	<0.1	<0.1
1,2-Dichlorobenzene	<0.1 mg/kg	TM157	<0.5	<0.1	<0.1	<0.1	<0.1	<0.1
2-Chloronaphthalene	<0.1 mg/kg	TM157	<0.5	<0.1	<0.1	<0.1	<0.1	<0.1
2-Methylnaphthalene	<0.1 mg/kg	TM157	<0.5	<0.1	<0.1	<0.1	<0.1	<0.1
Acenaphthylene	<0.1 mg/kg	TM157	<0.5	<0.1	<0.1	<0.1	<0.1	<0.1
Acenaphthene	<0.1 mg/kg	TM157	<0.5	<0.1	<0.1	<0.1	<0.1	<0.1
Anthracene	<0.1 mg/kg	TM157	0.726	<0.1	<0.1	<0.1	<0.1	<0.1
Benzo(a)anthracene	<0.1 mg/kg	TM157	2.23	<0.1	<0.1	<0.1	0.213	<0.1
Benzo(b)fluoranthene	<0.1 mg/kg	TM157	2.36	<0.1	<0.1	<0.1	0.175	<0.1
Benzo(k)fluoranthene	<0.1 mg/kg	TM157	1.92	<0.1	<0.1	<0.1	0.225	<0.1
Benzo(a)pyrene	<0.1 mg/kg	TM157	1.93	<0.1	<0.1	<0.1	0.163	<0.1
Benzo(g,h,i)perylene	<0.1 mg/kg	TM157	1.21	<0.1	<0.1	<0.1	<0.1	<0.1
Chrysene	<0.1 mg/kg	TM157	2.39	<0.1	<0.1	<0.1	0.263	<0.1
Fluoranthene	<0.1 mg/kg	TM157	4.99	<0.1	<0.1	<0.1	0.4	<0.1
Fluorene	<0.1 mg/kg	TM157	<0.5	<0.1	<0.1	<0.1	<0.1	<0.1
Indeno(1,2,3-cd)pyrene	<0.1 mg/kg	TM157	1.56	<0.1	<0.1	<0.1	<0.1	<0.1
Phenanthrene	<0.1 mg/kg	TM157	1.76	<0.1	<0.1	<0.1	<0.1	<0.1
Pyrene	<0.1 mg/kg	TM157	3.57	<0.1	<0.1	<0.1	0.338	<0.1
Naphthalene	<0.1 mg/kg	TM157	<0.5	<0.1	<0.1	<0.1	<0.1	<0.1
Dibenzo(a,h)anthracene	<0.1 mg/kg	TM157	<0.5	<0.1	<0.1	<0.1	<0.1	<0.1
Bis(2-chloroisopropyl) ether	<0.1 mg/kg	TM157	<0.5	<0.1	<0.1	<0.1	<0.1	<0.1

CERTIFICATE OF ANALYSIS

SDG:	191004-110	**Client Reference:**	70053735	**Report Number:**	527697
Location:	Maylands	**Order Number:**	70053735-S01	**Superseded Report:**	527629

Semi Volatile Organic Compounds

Results Legend

#	ISO17025 accredited.
M	*m*CERTS accredited.
aq	Aqueous / settled sample.
diss.filt	Dissolved / filtered sample.
tot.unfilt	Total / unfiltered sample.
*	Subcontracted - refer to subcontractor report for accreditation status.
**	% recovery of the surrogate standard to check the efficiency of the method. The results of individual compounds within samples aren't corrected for the recovery
(F)	Trigger breach confirmed
1-3+5@	Sample deviation (see appendix)

Customer Sample Ref.			SP22O	SP22R				
Depth (m)			0.30 - 0.50	1.00 - 1.20				
Sample Type			Soil/Solid (S)	Soil/Solid (S)				
Date Sampled			02/10/2019	02/10/2019				
Sampled Time			.	.				
Date Received			04/10/2019	04/10/2019				
SDG Ref			191004-110	191004-110				
Lab Sample No.(s)			20875208	20875231				
AGS Reference			ES	ES				
Component	**LOD/Units**	**Method**						
Phenol	<0.1 mg/kg	TM157	<0.1	<0.1				
Pentachlorophenol	<0.1 mg/kg	TM157	<0.1	<0.1				
n-Nitroso-n-dipropylamine	<0.1 mg/kg	TM157	<0.1	<0.1				
Nitrobenzene	<0.1 mg/kg	TM157	<0.1	<0.1				
Isophorone	<0.1 mg/kg	TM157	<0.1	<0.1				
Hexachloroethane	<0.1 mg/kg	TM157	<0.1	<0.1				
Hexachlorocyclopentadiene	<0.1 mg/kg	TM157	<0.1	<0.1				
Hexachlorobutadiene	<0.1 mg/kg	TM157	<0.1	<0.1				
Hexachlorobenzene	<0.1 mg/kg	TM157	<0.1	<0.1				
n-Dioctyl phthalate	<0.1 mg/kg	TM157	<0.1	<0.1				
Dimethyl phthalate	<0.1 mg/kg	TM157	<0.1	<0.1				
Diethyl phthalate	<0.1 mg/kg	TM157	<0.1	<0.1				
n-Dibutyl phthalate	<0.1 mg/kg	TM157	<0.1	<0.1				
Dibenzofuran	<0.1 mg/kg	TM157	<0.1	<0.1				
Carbazole	<0.1 mg/kg	TM157	<0.1	<0.1				
Butylbenzyl phthalate	<0.1 mg/kg	TM157	<0.1	<0.1				
bis(2-Ethylhexyl) phthalate	<0.1 mg/kg	TM157	<0.1	<0.1				
bis(2-Chloroethoxy)methane	<0.1 mg/kg	TM157	<0.1	<0.1				
bis(2-Chloroethyl)ether	<0.1 mg/kg	TM157	<0.1	<0.1				
Azobenzene	<0.1 mg/kg	TM157	<0.1	<0.1				
4-Nitrophenol	<0.1 mg/kg	TM157	<0.5	<0.5				
4-Nitroaniline	<0.1 mg/kg	TM157	<0.1	<0.1				
4-Methylphenol	<0.1 mg/kg	TM157	<0.1	<0.1				
4-Chlorophenylphenylether	<0.1 mg/kg	TM157	<0.1	<0.1				
4-Chloroaniline	<0.1 mg/kg	TM157	<0.1	<0.1				
4-Chloro-3-methylphenol	<0.1 mg/kg	TM157	<0.1	<0.1				
4-Bromophenylphenylether	<0.1 mg/kg	TM157	<0.1	<0.1				
3-Nitroaniline	<0.1 mg/kg	TM157	<0.1	<0.1				
2-Nitrophenol	<0.1 mg/kg	TM157	<0.1	<0.1				
2-Nitroaniline	<0.1 mg/kg	TM157	<0.1	<0.1				
2-Methylphenol	<0.1 mg/kg	TM157	<0.1	<0.1				
1,2,4-Trichlorobenzene	<0.1 mg/kg	TM157	<0.1	<0.1				

CERTIFICATE OF ANALYSIS

SDG:	191004-110	**Client Reference:**	70053735	**Report Number:**	527697
Location:	Maylands	**Order Number:**	70053735-S01	**Superseded Report:**	527629

Semi Volatile Organic Compounds

Results Legend

#	ISO17025 accredited.
M	*m*CERTS accredited.
aq	Aqueous / settled sample.
diss.filt	Dissolved / filtered sample.
tot.unfilt	Total / unfiltered sample.
*	Subcontracted - refer to subcontractor report for accreditation status.
**	% recovery of the surrogate standard to check the efficiency of the method. The results of individual compounds within samples aren't corrected for the recovery
(F)	Trigger breach confirmed
1-3+§@	Sample deviation (see appendix)

Customer Sample Ref.			SP22O	SP22R				
Depth (m)			0.30 - 0.50	1.00 - 1.20				
Sample Type			Soil/Solid (S)	Soil/Solid (S)				
Date Sampled			02/10/2019	02/10/2019				
Sampled Time			-	-				
Date Received			04/10/2019	04/10/2019				
SDG Ref			191004-110	191004-110				
Lab Sample No.(s)			20875208	20875231				
AGS Reference			ES	ES				
Component	**LOD/Units**	**Method**						
2-Chlorophenol	<0.1 mg/kg	TM157	<0.1	<0.1				
2,6-Dinitrotoluene	<0.1 mg/kg	TM157	<0.1	<0.1				
2,4-Dinitrotoluene	<0.1 mg/kg	TM157	<0.1	<0.1				
2,4-Dimethylphenol	<0.1 mg/kg	TM157	<0.1	<0.1				
2,4-Dichlorophenol	<0.1 mg/kg	TM157	<0.1	<0.1				
2,4,6-Trichlorophenol	<0.1 mg/kg	TM157	<0.1	<0.1				
2,4,5-Trichlorophenol	<0.1 mg/kg	TM157	<0.1	<0.1				
1,4-Dichlorobenzene	<0.1 mg/kg	TM157	<0.1	<0.1				
1,3-Dichlorobenzene	<0.1 mg/kg	TM157	<0.1	<0.1				
1,2-Dichlorobenzene	<0.1 mg/kg	TM157	<0.1	<0.1				
2-Chloronaphthalene	<0.1 mg/kg	TM157	<0.1	<0.1				
2-Methylnaphthalene	<0.1 mg/kg	TM157	<0.1	<0.1				
Acenaphthylene	<0.1 mg/kg	TM157	<0.1	<0.1				
Acenaphthene	<0.1 mg/kg	TM157	<0.1	<0.1				
Anthracene	<0.1 mg/kg	TM157	<0.1	<0.1				
Benzo(a)anthracene	<0.1 mg/kg	TM157	0.123	<0.1				
Benzo(b)fluoranthene	<0.1 mg/kg	TM157	<0.1	<0.1				
Benzo(k)fluoranthene	<0.1 mg/kg	TM157	<0.1	<0.1				
Benzo(a)pyrene	<0.1 mg/kg	TM157	<0.1	<0.1				
Benzo(g,h,i)perylene	<0.1 mg/kg	TM157	<0.1	<0.1				
Chrysene	<0.1 mg/kg	TM157	0.135	<0.1				
Fluoranthene	<0.1 mg/kg	TM157	0.16	<0.1				
Fluorene	<0.1 mg/kg	TM157	<0.1	<0.1				
Indeno(1,2,3-cd)pyrene	<0.1 mg/kg	TM157	<0.1	<0.1				
Phenanthrene	<0.1 mg/kg	TM157	<0.1	<0.1				
Pyrene	<0.1 mg/kg	TM157	0.148	<0.1				
Naphthalene	<0.1 mg/kg	TM157	<0.1	<0.1				
Dibenzo(a,h)anthracene	<0.1 mg/kg	TM157	<0.1	<0.1				
Bis(2-chloroisopropyl) ether	<0.1 mg/kg	TM157	<0.1	<0.1				

Validated

CERTIFICATE OF ANALYSIS

SDG:	191004-110	**Client Reference:**	70053735	**Report Number:**	527697
Location:	Maylands	**Order Number:**	70053735-S01	**Superseded Report:**	527629

TPH CWG (S)

Results Legend

#	ISO17025 accredited.
M	*m*CERTS accredited.
aq	Aqueous / settled sample.
diss.filt	Dissolved / filtered sample.
tot.unfilt	Total / unfiltered sample.
*	Subcontracted - refer to subcontractor report for accreditation status.
**	% recovery of the surrogate standard to check the efficiency of the method. The results of individual compounds within samples aren't corrected for the recovery
(F)	Trigger breach confirmed
1-3+5@	Sample deviation (see appendix)

Customer Sample Ref.			SP1	SP2	SP3	SP4	SP7	SP8
Depth (m)			0.10 - 0.30	0.10 - 0.30	0.30 - 0.50	0.00 - 0.20	0.30 - 0.50	0.50 - 0.70
Sample Type			Soil/Solid (S)	Soil/Solid (S)	Soil/Solid (S)	Soil/Solid (S)	Soil/Solid (S)	Soil/Solid (S)
Date Sampled			01/10/2019	01/10/2019	01/10/2019	01/10/2019	01/10/2019	01/10/2019
Sampled Time			.	.	.	.	.	.
Date Received			04/10/2019	04/10/2019	04/10/2019	04/10/2019	04/10/2019	04/10/2019
SDG Ref			191004-110	191004-110	191004-110	191004-110	191004-110	191004-110
Lab Sample No.(s)			20874818	20874896	20874963	20875076	20875239	20875272
AGS Reference			ES	ES	ES	ES	ES	ES
Component	**LOD/Units**	**Method**						
GRO Surrogate % recovery**	%	TM089	95.6	90.4	98.2	95	91	91
GRO TOT (Moisture Corrected)	<0.1 mg/kg	TM089	<0.1 M	<0.1 M	<0.1 M	<0.1 M	<0.1 M	<0.1 M
Aliphatics >C5-C6	<0.01 mg/kg	TM089	<0.01	<0.01	<0.01	<0.01	<0.01	<0.01
Aliphatics >C6-C8	<0.01 mg/kg	TM089	<0.01	<0.01	<0.01	<0.01	<0.01	<0.01
Aliphatics >C8-C10	<0.01 mg/kg	TM089	<0.01	<0.01	<0.01	<0.01	<0.01	<0.01
Aliphatics >C10-C12	<0.01 mg/kg	TM089	<0.01	<0.01	<0.01	<0.01	<0.01	<0.01
Aliphatics >C12-C16	<0.1 mg/kg	TM173	<0.1	<0.1	<0.1	<0.1	<0.1	<0.1
Aliphatics >C16-C35	<0.1 mg/kg	TM173	14.9	26.8	13.9	<0.1	21.7	114
Aliphatics >C35-C44	<0.1 mg/kg	TM173	4.26	22.5	7.72	<0.1	6.07	34.9
Total Aliphatics >C12-C44	<0.1 mg/kg	TM173	19.1	49.3	21.7	<0.1	27.8	148
Aromatics >EC5-EC7	<0.01 mg/kg	TM089	<0.01	<0.01	<0.01	<0.01	<0.01	<0.01
Aromatics >EC7-EC8	<0.01 mg/kg	TM089	<0.01	<0.01	<0.01	<0.01	<0.01	<0.01
Aromatics >EC8-EC10	<0.01 mg/kg	TM089	<0.01	<0.01	<0.01	<0.01	<0.01	<0.01
Aromatics >EC10-EC12	<0.01 mg/kg	TM089	<0.01	<0.01	<0.01	<0.01	<0.01	<0.01
Aromatics >EC12-EC16	<0.1 mg/kg	TM173	<0.1	<0.1	<0.1	<0.1	<0.1	<0.1
Aromatics >EC16-EC21	<0.1 mg/kg	TM173	<0.1	3.98	<0.1	0.427	2.4	2.15
Aromatics >EC21-EC35	<0.1 mg/kg	TM173	5.52	40.9	6.16	3.83	18.2	48.1
Aromatics >EC35-EC44	<0.1 mg/kg	TM173	5.11	40	6.5	1.86	9.28	32.5
Aromatics >EC40-EC44	<0.1 mg/kg	TM173	2.29	17.7	2.54	0.653	3.6	13.5
Total Aromatics >EC12-EC44	<0.1 mg/kg	TM173	10.6	84.8	12.7	6.12	29.9	82.7
Total Aliphatics & Aromatics >C5-C44	<0.1 mg/kg	TM173	29.8	134	34.3	6.12	57.7	231
Total Aliphatics >C5-C10	<0.05 mg/kg	TM089						<0.05
Total Aromatics >EC5-EC10	<0.05 mg/kg	TM089						<0.05
GRO >C5-C10	<0.02 mg/kg	TM089						<0.02
Aromatics >EC16-EC35	<0.1 mg/kg	TM173	5.52	44.8	6.16	4.26	20.6	50.3

Validated

CERTIFICATE OF ANALYSIS

SDG:	191004-110	**Client Reference:**	70053735	**Report Number:**	527697
Location:	Maylands	**Order Number:**	70053735-S01	**Superseded Report:**	527629

TPH CWG (S)

Results Legend

#	ISO17025 accredited.
M	*m*CERTS accredited.
aq	Aqueous / settled sample.
diss.filt	Dissolved / filtered sample.
tot.unfilt	Total / unfiltered sample.
*	Subcontracted - refer to subcontractor report for accreditation status.
**	% recovery of the surrogate standard to check the efficiency of the method. The results of individual compounds within samples aren't corrected for the recovery
(F)	Trigger breach confirmed
1-3+5@	Sample deviation (see appendix)

Customer Sample Ref.			SP20	SP26	SP9A	SP21A	SP22A	SP23A
Depth (m)			0.30 - 0.50	0.10 - 0.30	0.30 - 0.50	0.80 - 1.00	0.20 - 0.40	0.50 - 0.70
Sample Type			Soil/Solid (S)	Soil/Solid (S)	Soil/Solid (S)	Soil/Solid (S)	Soil/Solid (S)	Soil/Solid (S)
Date Sampled			01/10/2019	02/10/2019	01/10/2019	01/10/2019	02/10/2019	01/10/2019
Sampled Time			.	.	.	.	.	.
Date Received			04/10/2019	04/10/2019	04/10/2019	04/10/2019	04/10/2019	04/10/2019
SDG Ref			191004-110	191004-110	191004-110	191004-110	191004-110	191004-110
Lab Sample No.(s)			20874918	20875095	20875281	20874953	20875101	20874939
AGS Reference			ES	ES	ES	ES	ES	ES
Component	**LOD/Units**	**Method**						
GRO Surrogate % recovery**	%	TM089	95	96	93.4	90	117	90.6
GRO TOT (Moisture Corrected)	<0.1 mg/kg	TM089	<0.1 M	<0.1 M	<0.1 M	<0.1 M	<0.1 M	<0.1 M
Aliphatics >C5-C6	<0.01 mg/kg	TM089	<0.01	<0.01	<0.01	<0.01	<0.01	<0.01
Aliphatics >C6-C8	<0.01 mg/kg	TM089	<0.01	<0.01	<0.01	<0.01	<0.01	<0.01
Aliphatics >C8-C10	<0.01 mg/kg	TM089	<0.01	<0.01	<0.01	<0.01	<0.01	<0.01
Aliphatics >C10-C12	<0.01 mg/kg	TM089	<0.01	<0.01	<0.01	<0.01	<0.01	<0.01
Aliphatics >C12-C16	<0.1 mg/kg	TM173	<0.1	<0.1	<0.1	<0.1	<0.1	2.29
Aliphatics >C16-C35	<0.1 mg/kg	TM173	34.3	<0.1	<0.1	45.5	<0.1	70.2
Aliphatics >C35-C44	<0.1 mg/kg	TM173	7.04	<0.1	<0.1	18.5	<0.1	55.3
Total Aliphatics >C12-C44	<0.1 mg/kg	TM173	41.3	<0.1	<0.1	64	<0.1	128
Aromatics >EC5-EC7	<0.01 mg/kg	TM089	<0.01	<0.01	<0.01	<0.01	<0.01	<0.01
Aromatics >EC7-EC8	<0.01 mg/kg	TM089	<0.01	<0.01	<0.01	<0.01	<0.01	<0.01
Aromatics >EC8-EC10	<0.01 mg/kg	TM089	<0.01	<0.01	<0.01	<0.01	<0.01	<0.01
Aromatics >EC10-EC12	<0.01 mg/kg	TM089	<0.01	<0.01	<0.01	<0.01	<0.01	<0.01
Aromatics >EC12-EC16	<0.1 mg/kg	TM173	<0.1	<0.1	<0.1	<0.1	<0.1	<0.1
Aromatics >EC16-EC21	<0.1 mg/kg	TM173	9.19	4.53	<0.1	4.13	0.95	3.09
Aromatics >EC21-EC35	<0.1 mg/kg	TM173	33.4	12.5	3.63	42.1	7.5	56.1
Aromatics >EC35-EC44	<0.1 mg/kg	TM173	9.97	1.48	0.746	29.9	1.12	107
Aromatics >EC40-EC44	<0.1 mg/kg	TM173	3.2	<0.1	<0.1	12.1	<0.1	52.6
Total Aromatics >EC12-EC44	<0.1 mg/kg	TM173	52.5	18.5	4.37	76.1	9.56	166
Total Aliphatics & Aromatics >C5-C44	<0.1 mg/kg	TM173	93.9	18.5	4.37	140	9.56	294
Aromatics >EC16-EC35	<0.1 mg/kg	TM173	42.6	17.1	3.63	46.3	8.45	59.2

Validated

CERTIFICATE OF ANALYSIS

SDG:	191004-110	**Client Reference:**	70053735	**Report Number:**	527697
Location:	Maylands	**Order Number:**	70053735-S01	**Superseded Report:**	527629

TPH CWG (S)

Results Legend

#	ISO17025 accredited.
M	*m*CERTS accredited.
aq	Aqueous / settled sample.
diss.filt	Dissolved / filtered sample.
tot.unfilt	Total / unfiltered sample.
*	Subcontracted - refer to subcontractor report for accreditation status.
**	% recovery of the surrogate standard to check the efficiency of the method. The results of individual compounds within samples aren't corrected for the recovery
(F)	Trigger breach confirmed
1-3+5@	Sample deviation (see appendix)

Customer Sample Ref.			SP9B	SP21B	SP22B	SP23B	SP9C	SP21C
Depth (m)			0.70 - 1.00	0.50 - 0.70	0.40 - 0.60	0.70 - 1.00	0.80 - 1.00	0.30 - 0.50
Sample Type			Soil/Solid (S)	Soil/Solid (S)	Soil/Solid (S)	Soil/Solid (S)	Soil/Solid (S)	Soil/Solid (S)
Date Sampled			01/10/2019	01/10/2019	02/10/2019	01/10/2019	01/10/2019	01/10/2019
Sampled Time			.	.	.	.	.	.
Date Received			04/10/2019	04/10/2019	04/10/2019	04/10/2019	04/10/2019	04/10/2019
SDG Ref			191004-110	191004-110	191004-110	191004-110	191004-110	191004-110
Lab Sample No.(s)			20875297	20874976	20875109	20874945	20874835	20874988
AGS Reference			ES	ES	ES	ES	ES	ES
Component	**LOD/Units**	**Method**						
GRO Surrogate % recovery**	%	TM089	114	89	98	85	96	84
GRO TOT (Moisture Corrected)	<0.1 mg/kg	TM089	<0.1 M	<0.1 M	<0.1 M	<0.1 M	<0.1 M	<0.1 M
Aliphatics >C5-C6	<0.01 mg/kg	TM089	<0.01	<0.01	<0.01	<0.01	<0.01	<0.01
Aliphatics >C6-C8	<0.01 mg/kg	TM089	<0.01	<0.01	<0.01	<0.01	<0.01	<0.01
Aliphatics >C8-C10	<0.01 mg/kg	TM089	0.016	<0.01	<0.01	<0.01	<0.01	<0.01
Aliphatics >C10-C12	<0.01 mg/kg	TM089	0.0308	<0.01	<0.01	<0.01	<0.01	<0.01
Aliphatics >C12-C16	<0.1 mg/kg	TM173	<0.1	<0.1	<0.1	0.962	1.54	0.603
Aliphatics >C16-C35	<0.1 mg/kg	TM173	16.1	48.3	<0.1	76	82.5	57.9
Aliphatics >C35-C44	<0.1 mg/kg	TM173	8.38	23.2	<0.1	43.8	23.3	23.8
Total Aliphatics >C12-C44	<0.1 mg/kg	TM173	24.5	71.5	<0.1	121	107	82.3
Aromatics >EC5-EC7	<0.01 mg/kg	TM089	<0.01	<0.01	<0.01	<0.01	<0.01	<0.01
Aromatics >EC7-EC8	<0.01 mg/kg	TM089	<0.01	<0.01	<0.01	<0.01	<0.01	<0.01
Aromatics >EC8-EC10	<0.01 mg/kg	TM089	0.0111	<0.01	<0.01	<0.01	<0.01	<0.01
Aromatics >EC10-EC12	<0.01 mg/kg	TM089	0.0209	<0.01	<0.01	<0.01	<0.01	<0.01
Aromatics >EC12-EC16	<0.1 mg/kg	TM173	<0.1	<0.1	<0.1	<0.1	<0.1	<0.1
Aromatics >EC16-EC21	<0.1 mg/kg	TM173	0.929	3.72	0.612	5.57	6.18	5.77
Aromatics >EC21-EC35	<0.1 mg/kg	TM173	16	34.2	3.25	62	38.7	43.5
Aromatics >EC35-EC44	<0.1 mg/kg	TM173	8.5	25.3	<0.1	55.9	24.6	24.2
Aromatics >EC40-EC44	<0.1 mg/kg	TM173	2.89	10.5	<0.1	23.4	10.1	9.42
Total Aromatics >EC12-EC44	<0.1 mg/kg	TM173	25.5	63.2	3.86	123	69.5	73.5
Total Aliphatics & Aromatics >C5-C44	<0.1 mg/kg	TM173	50	135	3.86	244	177	156
Total Aliphatics >C5-C10	<0.05 mg/kg	TM089			<0.05			
Total Aromatics >EC5-EC10	<0.05 mg/kg	TM089			<0.05			
GRO >C5-C10	<0.02 mg/kg	TM089			<0.02			
Aromatics >EC16-EC35	<0.1 mg/kg	TM173	17	37.9	3.86	67.6	44.9	49.3

Validated

CERTIFICATE OF ANALYSIS

SDG:	191004-110	**Client Reference:**	70053735	**Report Number:**	527697
Location:	Maylands	**Order Number:**	70053735-S01	**Superseded Report:**	527629

TPH CWG (S)

Results Legend

#	ISO17025 accredited.
M	*m*CERTS accredited.
aq	Aqueous / settled sample.
diss.filt	Dissolved / filtered sample.
tot.unfilt	Total / unfiltered sample.
*	Subcontracted - refer to subcontractor report for accreditation status.
**	% recovery of the surrogate standard to check the efficiency of the method. The results of individual compounds within samples aren't corrected for the recovery
(F)	Trigger breach confirmed
1-3+5@	Sample deviation (see appendix)

Customer Sample Ref.			SP22C	SP9D	SP22D	SP9E	SP21E	SP22E
Depth (m)			0.60 - 0.80	0.90 - 1.10	0.80 - 1.00	0.50 - 0.70	0.30 - 0.50	0.20 - 0.40
Sample Type			Soil/Solid (S)	Soil/Solid (S)	Soil/Solid (S)	Soil/Solid (S)	Soil/Solid (S)	Soil/Solid (S)
Date Sampled			02/10/2019	01/10/2019	04/10/2019	01/10/2019	01/10/2019	02/10/2019
Sampled Time			.	.	.	.	.	.
Date Received			04/10/2019	04/10/2019	04/10/2019	04/10/2019	04/10/2019	04/10/2019
SDG Ref			191004-110	191004-110	191004-110	191004-110	191004-110	191004-110
Lab Sample No.(s)			20875115	20874845	20875123	20874856	20874998	20875129
AGS Reference			ES	ES	ES	ES	ES	ES
Component	**LOD/Units**	**Method**						
GRO Surrogate % recovery**	%	TM089	104	82	90	87	123	95
GRO TOT (Moisture Corrected)	<0.1 mg/kg	TM089	<0.1 M	<0.1 M	<0.1 M	<0.1 M	<0.1 M	<0.1 M
Aliphatics >C5-C6	<0.01 mg/kg	TM089	<0.01	<0.01	<0.01	<0.01	<0.01	<0.01
Aliphatics >C6-C8	<0.01 mg/kg	TM089	<0.01	<0.01	<0.01	<0.01	<0.01	<0.01
Aliphatics >C8-C10	<0.01 mg/kg	TM089	<0.01	<0.01	<0.01	<0.01	<0.01	<0.01
Aliphatics >C10-C12	<0.01 mg/kg	TM089	<0.01	<0.01	<0.01	<0.01	<0.01	<0.01
Aliphatics >C12-C16	<0.1 mg/kg	TM173	<0.1	1.35	<0.1	<0.1	<0.1	<0.1
Aliphatics >C16-C35	<0.1 mg/kg	TM173	<0.1	180	<0.1	1.24	16.6	<0.1
Aliphatics >C35-C44	<0.1 mg/kg	TM173	<0.1	129	<0.1	<0.1	9.99	<0.1
Total Aliphatics >C12-C44	<0.1 mg/kg	TM173	<0.1	310	<0.1	2.59	26.6	<0.1
Aromatics >EC5-EC7	<0.01 mg/kg	TM089	<0.01	<0.01	<0.01	<0.01	<0.01	<0.01
Aromatics >EC7-EC8	<0.01 mg/kg	TM089	<0.01	<0.01	<0.01	<0.01	<0.01	<0.01
Aromatics >EC8-EC10	<0.01 mg/kg	TM089	<0.01	<0.01	<0.01	<0.01	<0.01	<0.01
Aromatics >EC10-EC12	<0.01 mg/kg	TM089	<0.01	<0.01	<0.01	<0.01	<0.01	<0.01
Aromatics >EC12-EC16	<0.1 mg/kg	TM173	<0.1	<0.1	<0.1	<0.1	<0.1	<0.1
Aromatics >EC16-EC21	<0.1 mg/kg	TM173	<0.1	5.64	<0.1	0.1	<0.1	<0.1
Aromatics >EC21-EC35	<0.1 mg/kg	TM173	4.09	115	<0.1	8.28	4.52	<0.1
Aromatics >EC35-EC44	<0.1 mg/kg	TM173	0.506	102	<0.1	3.39	8.57	<0.1
Aromatics >EC40-EC44	<0.1 mg/kg	TM173	<0.1	41.2	<0.1	1.08	4.19	<0.1
Total Aromatics >EC12-EC44	<0.1 mg/kg	TM173	4.6	222	<0.1	11.8	13.1	<0.1
Total Aliphatics & Aromatics >C5-C44	<0.1 mg/kg	TM173	4.6	533	<0.1	14.4	39.7	<0.1
Total Aliphatics >C5-C10	<0.05 mg/kg	TM089			<0.05			
Total Aromatics >EC5-EC10	<0.05 mg/kg	TM089			<0.05			
GRO >C5-C10	<0.02 mg/kg	TM089			<0.02			
Aromatics >EC16-EC35	<0.1 mg/kg	TM173	4.09	121	<0.1	8.38	4.52	<0.1

Validated

CERTIFICATE OF ANALYSIS

SDG:	191004-110	**Client Reference:**	70053735	**Report Number:**	527697
Location:	Maylands	**Order Number:**	70053735-S01	**Superseded Report:**	527629

TPH CWG (S)

Results Legend

#	ISO17025 accredited.
M	*m*CERTS accredited.
aq	Aqueous / settled sample.
diss.filt	Dissolved / filtered sample.
tot.unfilt	Total / unfiltered sample.
*	Subcontracted - refer to subcontractor report for accreditation status.
**	% recovery of the surrogate standard to check the efficiency of the method. The results of individual compounds within samples aren't corrected for the recovery
(F)	Trigger breach confirmed
1-3+5@	Sample deviation (see appendix)

Customer Sample Ref.			SP9F	SP21F	SP22F	SP21G	SP22G	SP21H
Depth (m)			0.80 - 1.00	0.40 - 0.60	0.50 - 0.70	0.20 - 0.40	0.30 - 0.50	0.30 - 0.50
Sample Type			Soil/Solid (S)	Soil/Solid (S)	Soil/Solid (S)	Soil/Solid (S)	Soil/Solid (S)	Soil/Solid (S)
Date Sampled			01/10/2019	01/10/2019	02/10/2019	01/10/2019	02/10/2019	01/10/2019
Sampled Time			.	.	.	.	.	.
Date Received			04/10/2019	04/10/2019	04/10/2019	04/10/2019	04/10/2019	04/10/2019
SDG Ref			191004-110	191004-110	191004-110	191004-110	191004-110	191004-110
Lab Sample No.(s)			20874863	20875007	20875137	20875017	20875142	20875025
AGS Reference			ES	ES	ES	ES	ES	ES
Component	**LOD/Units**	**Method**						
GRO Surrogate % recovery**	%	TM089	86	120	96	110	115	102
GRO TOT (Moisture Corrected)	<0.1 mg/kg	TM089	<0.1 M	1.25 M	<0.1 M	<0.1 M	<0.1 M	<0.1 M
Aliphatics >C5-C6	<0.01 mg/kg	TM089	<0.01	<0.01	<0.01	<0.01	<0.01	<0.01
Aliphatics >C6-C8	<0.01 mg/kg	TM089	<0.01	0.0321	<0.01	<0.01	<0.01	<0.01
Aliphatics >C8-C10	<0.01 mg/kg	TM089	<0.01	0.133	<0.01	<0.01	<0.01	<0.01
Aliphatics >C10-C12	<0.01 mg/kg	TM089	<0.01	0.594	<0.01	<0.01	<0.01	<0.01
Aliphatics >C12-C16	<0.1 mg/kg	TM173	<0.1	33.7	<0.1	6.06	<0.1	<0.1
Aliphatics >C16-C35	<0.1 mg/kg	TM173	2.33	365	<0.1	335	4.94	14.2
Aliphatics >C35-C44	<0.1 mg/kg	TM173	<0.1	117	<0.1	42	<0.1	1.82
Total Aliphatics >C12-C44	<0.1 mg/kg	TM173	3.84	516	<0.1	383	6.34	17.5
Aromatics >EC5-EC7	<0.01 mg/kg	TM089	<0.01	<0.01	<0.01	<0.01	<0.01	<0.01
Aromatics >EC7-EC8	<0.01 mg/kg	TM089	<0.01	<0.01	<0.01	<0.01	<0.01	<0.01
Aromatics >EC8-EC10	<0.01 mg/kg	TM089	<0.01	0.0893	<0.01	<0.01	<0.01	<0.01
Aromatics >EC10-EC12	<0.01 mg/kg	TM089	<0.01	0.396	<0.01	<0.01	<0.01	<0.01
Aromatics >EC12-EC16	<0.1 mg/kg	TM173	<0.1	6.08	<0.1	<0.1	<0.1	<0.1
Aromatics >EC16-EC21	<0.1 mg/kg	TM173	1.34	24.3	<0.1	14.5	2.88	<0.1
Aromatics >EC21-EC35	<0.1 mg/kg	TM173	11.1	116	<0.1	79.4	21.4	5.89
Aromatics >EC35-EC44	<0.1 mg/kg	TM173	2.75	104	<0.1	25.4	8.93	1.16
Aromatics >EC40-EC44	<0.1 mg/kg	TM173	0.616	50.1	<0.1	9.51	3.03	<0.1
Total Aromatics >EC12-EC44	<0.1 mg/kg	TM173	15.2	251	<0.1	119	33.2	7.04
Total Aliphatics & Aromatics >C5-C44	<0.1 mg/kg	TM173	19	768	<0.1	502	39.5	24.5
Aromatics >EC16-EC35	<0.1 mg/kg	TM173	12.4	141	<0.1	93.9	24.3	5.89

Validated

CERTIFICATE OF ANALYSIS

SDG:	191004-110	**Client Reference:**	70053735	**Report Number:**	527697
Location:	Maylands	**Order Number:**	70053735-S01	**Superseded Report:**	527629

TPH CWG (S)

Results Legend

#	ISO17025 accredited.
M	*m*CERTS accredited.
aq	Aqueous / settled sample.
diss.filt	Dissolved / filtered sample.
tot.unfilt	Total / unfiltered sample.
*	Subcontracted - refer to subcontractor report for accreditation status.
**	% recovery of the surrogate standard to check the efficiency of the method. The results of individual compounds within samples aren't corrected for the recovery
(F)	Trigger breach confirmed
1-3+5@	Sample deviation (see appendix)

Customer Sample Ref.			SP22H	SP21I	SP22I	SP21J	SP22J	SP21K
Depth (m)			0.50 - 0.80	0.50 - 0.70	0.80 - 1.10	0.50 - 0.70	0.20 - 0.40	0.80 - 1.00
Sample Type			Soil/Solid (S)	Soil/Solid (S)	Soil/Solid (S)	Soil/Solid (S)	Soil/Solid (S)	Soil/Solid (S)
Date Sampled			02/10/2019	01/10/2019	02/10/2019	01/10/2019	02/10/2019	01/10/2019
Sampled Time			.	.	.	.	.	.
Date Received			04/10/2019	04/10/2019	04/10/2019	04/10/2019	04/10/2019	04/10/2019
SDG Ref			191004-110	191004-110	191004-110	191004-110	191004-110	191004-110
Lab Sample No.(s)			20875147	20875037	20875158	20875045	20875167	20875053
AGS Reference			ES	ES	ES	ES	ES	ES
Component	**LOD/Units**	**Method**						
GRO Surrogate % recovery**	%	TM089	103	99	113	109	122	118
GRO TOT (Moisture Corrected)	<0.1 mg/kg	TM089	<0.1 M	<0.1 M	<0.1 M	<0.1 M	<0.1 M	<0.1 M
Aliphatics >C5-C6	<0.01 mg/kg	TM089	<0.01	<0.01	<0.01	<0.01	<0.01	<0.01
Aliphatics >C6-C8	<0.01 mg/kg	TM089	<0.01	<0.01	<0.01	<0.01	<0.01	<0.01
Aliphatics >C8-C10	<0.01 mg/kg	TM089	<0.01	<0.01	<0.01	<0.01	<0.01	<0.01
Aliphatics >C10-C12	<0.01 mg/kg	TM089	<0.01	<0.01	<0.01	<0.01	<0.01	<0.01
Aliphatics >C12-C16	<0.1 mg/kg	TM173	<0.1	1.49	<0.1	<0.1	<0.1	<0.1
Aliphatics >C16-C35	<0.1 mg/kg	TM173	<0.1	159	4.03	25.3	<0.1	6.52
Aliphatics >C35-C44	<0.1 mg/kg	TM173	<0.1	22	5.25	<0.1	<0.1	<0.1
Total Aliphatics >C12-C44	<0.1 mg/kg	TM173	<0.1	183	10.4	25.3	<0.1	7.72
Aromatics >EC5-EC7	<0.01 mg/kg	TM089	<0.01	<0.01	<0.01	<0.01	<0.01	<0.01
Aromatics >EC7-EC8	<0.01 mg/kg	TM089	<0.01	<0.01	<0.01	<0.01	<0.01	<0.01
Aromatics >EC8-EC10	<0.01 mg/kg	TM089	<0.01	<0.01	0	<0.01	<0.01	<0.01
Aromatics >EC10-EC12	<0.01 mg/kg	TM089	<0.01	<0.01	<0.01	<0.01	<0.01	<0.01
Aromatics >EC12-EC16	<0.1 mg/kg	TM173	<0.1	<0.1	<0.1	<0.1	<0.1	<0.1
Aromatics >EC16-EC21	<0.1 mg/kg	TM173	<0.1	5.31	<0.1	0.811	<0.1	<0.1
Aromatics >EC21-EC35	<0.1 mg/kg	TM173	3.45	37.5	4.25	5.87	2.65	3.87
Aromatics >EC35-EC44	<0.1 mg/kg	TM173	<0.1	12.2	6.84	<0.1	<0.1	<0.1
Aromatics >EC40-EC44	<0.1 mg/kg	TM173	<0.1	4.35	2.75	<0.1	<0.1	<0.1
Total Aromatics >EC12-EC44	<0.1 mg/kg	TM173	3.45	55	11.1	6.69	2.65	3.87
Total Aliphatics & Aromatics >C5-C44	<0.1 mg/kg	TM173	3.45	238	21.5	31.9	2.65	11.6
Total Aliphatics >C5-C10	<0.05 mg/kg	TM089	<0.05					
Total Aromatics >EC5-EC10	<0.05 mg/kg	TM089	<0.05					
GRO >C5-C10	<0.02 mg/kg	TM089	<0.02					
Aromatics >EC16-EC35	<0.1 mg/kg	TM173	3.45	42.8	4.25	6.69	2.65	3.87

Validated

CERTIFICATE OF ANALYSIS

SDG:	191004-110	**Client Reference:**	70053735	**Report Number:**	527697
Location:	Maylands	**Order Number:**	70053735-S01	**Superseded Report:**	527629

TPH CWG (S)

Results Legend

#	ISO17025 accredited.
M	*m*CERTS accredited.
aq	Aqueous / settled sample.
diss.filt	Dissolved / filtered sample.
tot.unfilt	Total / unfiltered sample.
*	Subcontracted - refer to subcontractor report for accreditation status.
**	% recovery of the surrogate standard to check the efficiency of the method. The results of individual compounds within samples aren't corrected for the recovery
(F)	Trigger breach confirmed
1-3+5@	Sample deviation (see appendix)

Customer Sample Ref.			SP22K	SP21L	SP22L	SP21M	SP22M	SP22N
Depth (m)			0.10 - 0.30	0.70 - 0.90	0.30 - 0.50	0.20 - 0.40	0.50 - 0.80	0.70 - 0.90
Sample Type			Soil/Solid (S)	Soil/Solid (S)	Soil/Solid (S)	Soil/Solid (S)	Soil/Solid (S)	Soil/Solid (S)
Date Sampled			02/10/2019	01/10/2019	02/10/2019	01/10/2019	02/10/2019	02/10/2019
Sampled Time			.	.	.	.	.	.
Date Received			04/10/2019	04/10/2019	04/10/2019	04/10/2019	04/10/2019	04/10/2019
SDG Ref			191004-110	191004-110	191004-110	191004-110	191004-110	191004-110
Lab Sample No.(s)			20875180	20875064	20875185	20875083	20875192	20875202
AGS Reference			ES	ES	ES	ES	ES	ES
Component	**LOD/Units**	**Method**						
GRO Surrogate % recovery**	%	TM089	118	129	93	97	112	122
GRO TOT (Moisture Corrected)	<0.1 mg/kg	TM089	<0.1 M	<0.1 M	<0.1 M	<0.1 M	<0.1 M	0.53 M
Aliphatics >C5-C6	<0.01 mg/kg	TM089	<0.01	<0.01	<0.01	<0.01	<0.01	0.0108
Aliphatics >C6-C8	<0.01 mg/kg	TM089	<0.01	<0.01	<0.01	<0.01	<0.01	0.0252
Aliphatics >C8-C10	<0.01 mg/kg	TM089	<0.01	<0.01	<0.01	<0.01	<0.01	0.0828
Aliphatics >C10-C12	<0.01 mg/kg	TM089	<0.01	<0.01	<0.01	<0.01	<0.01	0.212
Aliphatics >C12-C16	<0.1 mg/kg	TM173	3.57	<0.1	<0.1	<0.1	<0.1	8.35
Aliphatics >C16-C35	<0.1 mg/kg	TM173	42	47.8	27.7	13.7	<0.1	280
Aliphatics >C35-C44	<0.1 mg/kg	TM173	24.7	28.9	5.77	1.29	<0.1	40.6
Total Aliphatics >C12-C44	<0.1 mg/kg	TM173	70.3	76.7	33.4	15	<0.1	329
Aromatics >EC5-EC7	<0.01 mg/kg	TM089	<0.01	<0.01	<0.01	<0.01	<0.01	<0.01
Aromatics >EC7-EC8	<0.01 mg/kg	TM089	<0.01	<0.01	<0.01	<0.01	<0.01	<0.01
Aromatics >EC8-EC10	<0.01 mg/kg	TM089	<0.01	<0.01	<0.01	<0.01	<0.01	0.0552
Aromatics >EC10-EC12	<0.01 mg/kg	TM089	<0.01	<0.01	<0.01	<0.01	<0.01	0.142
Aromatics >EC12-EC16	<0.1 mg/kg	TM173	0.523	<0.1	<0.1	<0.1	<0.1	0.942
Aromatics >EC16-EC21	<0.1 mg/kg	TM173	18.7	4.67	<0.1	4.93	0.388	16.7
Aromatics >EC21-EC35	<0.1 mg/kg	TM173	36	36.5	10.2	17	3.92	73.1
Aromatics >EC35-EC44	<0.1 mg/kg	TM173	26.9	39.6	7.66	2.53	<0.1	19.9
Aromatics >EC40-EC44	<0.1 mg/kg	TM173	12.1	17.6	3.4	<0.1	<0.1	6.48
Total Aromatics >EC12-EC44	<0.1 mg/kg	TM173	82.2	80.8	17.9	24.5	4.31	111
Total Aliphatics & Aromatics >C5-C44	<0.1 mg/kg	TM173	152	157	51.3	39.5	4.31	440
Aromatics >EC16-EC35	<0.1 mg/kg	TM173	54.8	41.2	10.2	22	4.31	89.8

Validated

CERTIFICATE OF ANALYSIS

SDG:	191004-110	**Client Reference:**	70053735	**Report Number:**	527697
Location:	Maylands	**Order Number:**	70053735-S01	**Superseded Report:**	527629

TPH CWG (S)

Results Legend

#	ISO17025 accredited.
M	*m*CERTS accredited.
aq	Aqueous / settled sample.
diss.filt	Dissolved / filtered sample.
tot.unfilt	Total / unfiltered sample.
*	Subcontracted - refer to subcontractor report for accreditation status.
**	% recovery of the surrogate standard to check the efficiency of the method. The results of individual compounds within samples aren't corrected for the recovery
(F)	Trigger breach confirmed
1-3+5@	Sample deviation (see appendix)

Customer Sample Ref.			SP22O	SP22P	SP22Q	SP22R	SP22S	SP22T
Depth (m)			0.30 - 0.50	0.80 - 1.00	0.70 - 0.90	1.00 - 1.20	0.90 - 1.10	0.00 - 0.30
Sample Type			Soil/Solid (S)	Soil/Solid (S)	Soil/Solid (S)	Soil/Solid (S)	Soil/Solid (S)	Soil/Solid (S)
Date Sampled			02/10/2019	02/10/2019	02/10/2019	02/10/2019	02/10/2019	02/10/2019
Sampled Time			.	.	.	.	.	.
Date Received			04/10/2019	04/10/2019	04/10/2019	04/10/2019	04/10/2019	04/10/2019
SDG Ref			191004-110	191004-110	191004-110	191004-110	191004-110	191004-110
Lab Sample No.(s)			20875208	20875213	20875218	20875231	20875246	20875251
AGS Reference			ES	ES	ES	ES	ES	ES
Component	**LOD/Units**	**Method**						
GRO Surrogate % recovery**	%	TM089	122	107	137	101	92	84
GRO TOT (Moisture Corrected)	<0.1 mg/kg	TM089	<0.1 M	<0.1 M	<0.1 #	<0.1 M	<0.1 M	<0.1 M
Aliphatics >C5-C6	<0.01 mg/kg	TM089	<0.01	<0.01	<0.01	<0.01	<0.01	<0.01
Aliphatics >C6-C8	<0.01 mg/kg	TM089	<0.01	<0.01	<0.01	<0.01	<0.01	<0.01
Aliphatics >C8-C10	<0.01 mg/kg	TM089	<0.01	<0.01	<0.01	<0.01	<0.01	<0.01
Aliphatics >C10-C12	<0.01 mg/kg	TM089	<0.01	<0.01	<0.01	<0.01	<0.01	<0.01
Aliphatics >C12-C16	<0.1 mg/kg	TM173	<0.1	<0.1	<0.1	<0.1	<0.1	<0.1
Aliphatics >C16-C35	<0.1 mg/kg	TM173	<0.1	<0.1	3.1	<0.1	<0.1	2.84
Aliphatics >C35-C44	<0.1 mg/kg	TM173	<0.1	<0.1	2.83	<0.1	<0.1	<0.1
Total Aliphatics >C12-C44	<0.1 mg/kg	TM173	<0.1	<0.1	7.23	<0.1	<0.1	4.27
Aromatics >EC5-EC7	<0.01 mg/kg	TM089	<0.01	<0.01	<0.01	<0.01	<0.01	<0.01
Aromatics >EC7-EC8	<0.01 mg/kg	TM089	<0.01	<0.01	<0.01	<0.01	<0.01	<0.01
Aromatics >EC8-EC10	<0.01 mg/kg	TM089	<0.01	<0.01	<0.01	<0.01	<0.01	<0.01
Aromatics >EC10-EC12	<0.01 mg/kg	TM089	<0.01	<0.01	<0.01	<0.01	<0.01	<0.01
Aromatics >EC12-EC16	<0.1 mg/kg	TM173	<0.1	<0.1	<0.1	<0.1	<0.1	<0.1
Aromatics >EC16-EC21	<0.1 mg/kg	TM173	2.04	<0.1	2.3	<0.1	<0.1	<0.1
Aromatics >EC21-EC35	<0.1 mg/kg	TM173	13.5	1.43	10.7	1.24	<0.1	2.14
Aromatics >EC35-EC44	<0.1 mg/kg	TM173	5.02	0.218	4.63	<0.1	<0.1	0.79
Aromatics >EC40-EC44	<0.1 mg/kg	TM173	1.89	<0.1	1.81	<0.1	<0.1	<0.1
Total Aromatics >EC12-EC44	<0.1 mg/kg	TM173	20.6	1.65	17.7	1.24	<0.1	2.93
Total Aliphatics & Aromatics >C5-C44	<0.1 mg/kg	TM173	20.6	1.65	24.9	1.24	<0.1	7.2
Total Aliphatics >C5-C10	<0.05 mg/kg	TM089					<0.05	
Total Aromatics >EC5-EC10	<0.05 mg/kg	TM089					<0.05	
GRO >C5-C10	<0.02 mg/kg	TM089					<0.02	
Aromatics >EC16-EC35	<0.1 mg/kg	TM173	15.5	1.43	13	1.24	<0.1	2.14

Validated

CERTIFICATE OF ANALYSIS

SDG:	191004-110	**Client Reference:**	70053735	**Report Number:**	527697
Location:	Maylands	**Order Number:**	70053735-S01	**Superseded Report:**	527629

TPH CWG (S)

Results Legend

#	ISO17025 accredited.
M	*m*CERTS accredited.
aq	Aqueous / settled sample.
diss.filt	Dissolved / filtered sample.
tot.unfilt	Total / unfiltered sample.
*	Subcontracted - refer to subcontractor report for accreditation status.
**	% recovery of the surrogate standard to check the efficiency of the method. The results of individual compounds within samples aren't corrected for the recovery
(F)	Trigger breach confirmed
1-3+5@	Sample deviation (see appendix)

Customer Sample Ref.	SP22U
Depth (m)	0.50 - 0.80
Sample Type	Soil/Solid (S)
Date Sampled	02/10/2019
Sampled Time	.
Date Received	04/10/2019
SDG Ref	191004-110
Lab Sample No.(s)	20875256
AGS Reference	ES

Component	LOD/Units	Method	SP22U
GRO Surrogate % recovery**	%	TM089	106
GRO TOT (Moisture Corrected)	<0.1 mg/kg	TM089	<0.1 M
Aliphatics >C5-C6	<0.01 mg/kg	TM089	<0.01
Aliphatics >C6-C8	<0.01 mg/kg	TM089	<0.01
Aliphatics >C8-C10	<0.01 mg/kg	TM089	<0.01
Aliphatics >C10-C12	<0.01 mg/kg	TM089	<0.01
Aliphatics >C12-C16	<0.1 mg/kg	TM173	<0.1
Aliphatics >C16-C35	<0.1 mg/kg	TM173	<0.1
Aliphatics >C35-C44	<0.1 mg/kg	TM173	<0.1
Total Aliphatics >C12-C44	<0.1 mg/kg	TM173	<0.1
Aromatics >EC5-EC7	<0.01 mg/kg	TM089	<0.01
Aromatics >EC7-EC8	<0.01 mg/kg	TM089	<0.01
Aromatics >EC8-EC10	<0.01 mg/kg	TM089	<0.01
Aromatics >EC10-EC12	<0.01 mg/kg	TM089	<0.01
Aromatics >EC12-EC16	<0.1 mg/kg	TM173	<0.1
Aromatics >EC16-EC21	<0.1 mg/kg	TM173	0.486
Aromatics >EC21-EC35	<0.1 mg/kg	TM173	5.39
Aromatics >EC35-EC44	<0.1 mg/kg	TM173	<0.1
Aromatics >EC40-EC44	<0.1 mg/kg	TM173	<0.1
Total Aromatics >EC12-EC44	<0.1 mg/kg	TM173	5.88
Total Aliphatics & Aromatics >C5-C44	<0.1 mg/kg	TM173	5.88
Aromatics >EC16-EC35	<0.1 mg/kg	TM173	5.88

Validated

CERTIFICATE OF ANALYSIS

SDG:	191004-110	**Client Reference:**	70053735	**Report Number:**	527697
Location:	Maylands	**Order Number:**	70053735-S01	**Superseded Report:**	527629

VOC MS (S)

Results Legend

#	ISO17025 accredited.
M	*m*CERTS accredited.
aq	Aqueous / settled sample.
diss.filt	Dissolved / filtered sample.
tot.unfilt	Total / unfiltered sample.
*	Subcontracted - refer to subcontractor report for accreditation status.
**	% recovery of the surrogate standard to check the efficiency of the method. The results of individual compounds within samples aren't corrected for the recovery
(F)	Trigger breach confirmed
1-3+5@	Sample deviation (see appendix)

Customer Sample Ref.			SP1	SP2	SP3	SP4	SP7	SP8
Depth (m)			0.10 - 0.30	0.10 - 0.30	0.30 - 0.50	0.00 - 0.20	0.30 - 0.50	0.50 - 0.70
Sample Type			Soil/Solid (S)	Soil/Solid (S)	Soil/Solid (S)	Soil/Solid (S)	Soil/Solid (S)	Soil/Solid (S)
Date Sampled			01/10/2019	01/10/2019	01/10/2019	01/10/2019	01/10/2019	01/10/2019
Sampled Time			.	.	.	.	.	.
Date Received			04/10/2019	04/10/2019	04/10/2019	04/10/2019	04/10/2019	04/10/2019
SDG Ref			191004-110	191004-110	191004-110	191004-110	191004-110	191004-110
Lab Sample No.(s)			20874818	20874896	20874963	20875076	20875239	20875272
AGS Reference			ES	ES	ES	ES	ES	ES
Component	**LOD/Units**	**Method**						
Dibromofluoromethane**	%	TM116				114		
Toluene-d8**	%	TM116				102		
4-Bromofluorobenzene**	%	TM116				84.9		
Methyl Tertiary Butyl Ether	<0.01 mg/kg	TM116	<0.1 M	<0.1 M	<0.1 M	<0.1 M	<0.1 M	<0.1 M
Benzene	<0.009 mg/kg	TM116	<0.09 M	<0.09 M	<0.09 M	<0.09 M	<0.09 M	<0.09 M
Toluene	<0.007 mg/kg	TM116	<0.07 M	<0.07 M	<0.07 M	<0.07 M	<0.07 M	<0.07 M
Ethylbenzene	<0.004 mg/kg	TM116	<0.04 M	<0.04 M	<0.04 M	<0.04 M	<0.04 M	<0.04 M
p/m-Xylene	<0.01 mg/kg	TM116	<0.1 #	<0.1 #	<0.1 #	<0.1 #	<0.1 #	<0.1 #
o-Xylene	<0.01 mg/kg	TM116	<0.1 M	<0.1 M	<0.1 M	<0.1 M	<0.1 M	<0.1 M
Tert-amyl methyl ether	<0.01 mg/kg	TM116	<0.1 #	<0.1 #	<0.1 #	<0.1 #	<0.1 #	<0.1 #

CERTIFICATE OF ANALYSIS

SDG:	191004-110	**Client Reference:**	70053735	**Report Number:**	527697
Location:	Maylands	**Order Number:**	70053735-S01	**Superseded Report:**	527629

VOC MS (S)

Results Legend

#	ISO17025 accredited.
M	*m*CERTS accredited.
aq	Aqueous / settled sample.
diss.filt	Dissolved / filtered sample.
tot.unfilt	Total / unfiltered sample.
*	Subcontracted - refer to subcontractor report for accreditation status.
**	% recovery of the surrogate standard to check the efficiency of the method. The results of individual compounds within samples aren't corrected for the recovery
(F)	Trigger breach confirmed
1-3+5@	Sample deviation (see appendix)

Customer Sample Ref.			SP20	SP26	SP9A	SP21A	SP22A	SP23A
Depth (m)			0.30 - 0.50	0.10 - 0.30	0.30 - 0.50	0.80 - 1.00	0.20 - 0.40	0.50 - 0.70
Sample Type			Soil/Solid (S)	Soil/Solid (S)	Soil/Solid (S)	Soil/Solid (S)	Soil/Solid (S)	Soil/Solid (S)
Date Sampled			01/10/2019	02/10/2019	01/10/2019	01/10/2019	02/10/2019	01/10/2019
Sampled Time			.	.	.	.	.	.
Date Received			04/10/2019	04/10/2019	04/10/2019	04/10/2019	04/10/2019	04/10/2019
SDG Ref			191004-110	191004-110	191004-110	191004-110	191004-110	191004-110
Lab Sample No.(s)			20874918	20875095	20875281	20874953	20875101	20874939
AGS Reference			ES	ES	ES	ES	ES	ES
Component	**LOD/Units**	**Method**						
Dibromofluoromethane**	%	TM116			111	124	135	122
Toluene-d8**	%	TM116			98.9	97.9	99.3	96.2
4-Bromofluorobenzene**	%	TM116			101	95.6	103	99
Dichlorodifluoromethane	<0.006 mg/kg	TM116			<0.06 M	<0.06 M	<0.06 M	
Chloromethane	<0.007 mg/kg	TM116			<0.07 #	<0.07 #	<0.07 #	
Vinyl Chloride	<0.006 mg/kg	TM116			<0.06 M	<0.06 M	<0.06 M	
Bromomethane	<0.01 mg/kg	TM116			<0.1 M	<0.1 M	<0.1 M	
Chloroethane	<0.01 mg/kg	TM116			<0.1 M	<0.1 M	<0.1 M	
Trichlorofluorormethane	<0.006 mg/kg	TM116			<0.06 M	<0.06 M	<0.06 M	
1,1-Dichloroethene	<0.01 mg/kg	TM116			<0.1 #	<0.1 #	<0.1 #	
Carbon Disulphide	<0.007 mg/kg	TM116			<0.07 M	<0.07 M	<0.07 M	
Dichloromethane	<0.01 mg/kg	TM116			<0.1 #	<0.1 #	<0.1 #	
Methyl Tertiary Butyl Ether	<0.01 mg/kg	TM116	<0.1 M	<0.1 M	<0.1 M	<0.1 M	<0.1 M	<0.1 M
trans-1,2-Dichloroethene	<0.01 mg/kg	TM116			<0.1 M	<0.1 M	<0.1 M	
1,1-Dichloroethane	<0.008 mg/kg	TM116			<0.08 M	<0.08 M	<0.08 M	
cis-1,2-Dichloroethene	<0.006 mg/kg	TM116			<0.06 M	<0.06 M	<0.06 M	
2,2-Dichloropropane	<0.01 mg/kg	TM116			<0.1	<0.1	<0.1	
Bromochloromethane	<0.01 mg/kg	TM116			<0.1 M	<0.1 M	<0.1 M	
Chloroform	<0.008 mg/kg	TM116			<0.08 M	<0.08 M	<0.08 M	
1,1,1-Trichloroethane	<0.007 mg/kg	TM116			<0.07 M	<0.07 M	<0.07 M	
1,1-Dichloropropene	<0.01 mg/kg	TM116			<0.1 M	<0.1 M	<0.1 M	
Carbontetrachloride	<0.01 mg/kg	TM116			<0.1 M	<0.1 M	<0.1 M	
1,2-Dichloroethane	<0.005 mg/kg	TM116			<0.05 M	<0.05 M	<0.05 M	
Benzene	<0.009 mg/kg	TM116	<0.09 M	<0.09 M	<0.09 M	<0.09 M	<0.09 M	<0.09 M
Trichloroethene	<0.009 mg/kg	TM116			<0.09 #	<0.09 #	<0.09 #	
1,2-Dichloropropane	<0.01 mg/kg	TM116			<0.1 M	<0.1 M	<0.1 M	
Dibromomethane	<0.009 mg/kg	TM116			<0.09 M	<0.09 M	<0.09 M	
Bromodichloromethane	<0.007 mg/kg	TM116			<0.07 M	<0.07 M	<0.07 M	
cis-1,3-Dichloropropene	<0.01 mg/kg	TM116			<0.1 M	<0.1 M	<0.1 M	
Toluene	<0.007 mg/kg	TM116	<0.07 M	<0.07 M	<0.07 M	<0.07 M	<0.07 M	<0.07 M
trans-1,3-Dichloropropene	<0.01 mg/kg	TM116			<0.1	<0.1	<0.1	
1,1,2-Trichloroethane	<0.01 mg/kg	TM116			<0.1 M	<0.1 M	<0.1 M	

CERTIFICATE OF ANALYSIS

SDG:	191004-110	**Client Reference:**	70053735	**Report Number:**	527697
Location:	Maylands	**Order Number:**	70053735-S01	**Superseded Report:**	527629

VOC MS (S)

Results Legend

#	ISO17025 accredited.
M	*m*CERTS accredited.
aq	Aqueous / settled sample.
diss.filt	Dissolved / filtered sample.
tot.unfilt	Total / unfiltered sample.
*	Subcontracted - refer to subcontractor report for accreditation status.
**	% recovery of the surrogate standard to check the efficiency of the method. The results of individual compounds within samples aren't corrected for the recovery
(F)	Trigger breach confirmed
1-3+§@	Sample deviation (see appendix)

Customer Sample Ref.			SP20	SP26	SP9A	SP21A	SP22A	SP23A
Depth (m)			0.30 - 0.50	0.10 - 0.30	0.30 - 0.50	0.80 - 1.00	0.20 - 0.40	0.50 - 0.70
Sample Type			Soil/Solid (S)	Soil/Solid (S)	Soil/Solid (S)	Soil/Solid (S)	Soil/Solid (S)	Soil/Solid (S)
Date Sampled			01/10/2019	02/10/2019	01/10/2019	01/10/2019	02/10/2019	01/10/2019
Sampled Time			-	-	-	-	-	-
Date Received			04/10/2019	04/10/2019	04/10/2019	04/10/2019	04/10/2019	04/10/2019
SDG Ref			191004-110	191004-110	191004-110	191004-110	191004-110	191004-110
Lab Sample No.(s)			20874918	20875095	20875281	20874953	20875101	20874939
AGS Reference			ES	ES	ES	ES	ES	ES
Component	**LOD/Units**	**Method**						
1,3-Dichloropropane	<0.007 mg/kg	TM116			<0.07 M	<0.07 M	<0.07 M	
Tetrachloroethene	<0.005 mg/kg	TM116			<0.05 M	<0.05 M	<0.05 M	
Dibromochloromethane	<0.01 mg/kg	TM116			<0.1 M	<0.1 M	<0.1 M	
1,2-Dibromoethane	<0.01 mg/kg	TM116			<0.1 M	<0.1 M	<0.1 M	
Chlorobenzene	<0.005 mg/kg	TM116			<0.05 M	<0.05 M	<0.05 M	
1,1,1,2-Tetrachloroethane	<0.01 mg/kg	TM116			<0.1 M	<0.1 M	<0.1 M	
Ethylbenzene	<0.004 mg/kg	TM116	<0.04 M	<0.04 M	<0.04 M	<0.04 M	<0.04 M	<0.04 M
p/m-Xylene	<0.01 mg/kg	TM116	<0.1 #	<0.1 #	<0.1 #	<0.1 #	<0.1 #	<0.1 #
o-Xylene	<0.01 mg/kg	TM116	<0.1 M	<0.1 M	<0.1 M	<0.1 M	<0.1 M	<0.1 M
Styrene	<0.01 mg/kg	TM116			<0.1 #	<0.1 #	<0.1 #	
Bromoform	<0.01 mg/kg	TM116			<0.1 M	<0.1 M	<0.1 M	
Isopropylbenzene	<0.005 mg/kg	TM116			<0.05 #	<0.05 #	<0.05 #	
1,1,2,2-Tetrachloroethane	<0.01 mg/kg	TM116			<0.1 #	<0.1 #	<0.1 #	
1,2,3-Trichloropropane	<0.016 mg/kg	TM116			<0.16 M	<0.16 M	<0.16 M	
Bromobenzene	<0.01 mg/kg	TM116			<0.1 M	<0.1 M	<0.1 M	
Propylbenzene	<0.01 mg/kg	TM116			<0.1 M	<0.1 M	<0.1 M	
2-Chlorotoluene	<0.009 mg/kg	TM116			<0.09 M	<0.09 M	<0.09 M	
1,3,5-Trimethylbenzene	<0.008 mg/kg	TM116			<0.08 M	<0.08 M	<0.08 M	
4-Chlorotoluene	<0.01 mg/kg	TM116			<0.1 M	<0.1 M	<0.1 M	
tert-Butylbenzene	<0.014 mg/kg	TM116			<0.14 M	<0.14 M	<0.14 M	
1,2,4-Trimethylbenzene	<0.009 mg/kg	TM116			<0.09 #	<0.09 #	<0.09 #	
sec-Butylbenzene	<0.01 mg/kg	TM116			<0.1	<0.1	<0.1	
4-Isopropyltoluene	<0.01 mg/kg	TM116			<0.1 M	<0.1 M	<0.1 M	
1,3-Dichlorobenzene	<0.008 mg/kg	TM116			<0.08 M	<0.08 M	<0.08 M	
1,4-Dichlorobenzene	<0.005 mg/kg	TM116			<0.05 M	<0.05 M	<0.05 M	
n-Butylbenzene	<0.011 mg/kg	TM116			<0.11	<0.11	<0.11	
1,2-Dichlorobenzene	<0.01 mg/kg	TM116			<0.1 M	<0.1 M	<0.1 M	
1,2-Dibromo-3-chloropropane	<0.014 mg/kg	TM116			<0.14 M	<0.14 M	<0.14 M	
Tert-amyl methyl ether	<0.01 mg/kg	TM116	<0.1 #	<0.1 #	<0.1 #	<0.1 #	<0.1 #	<0.1 #
1,2,4-Trichlorobenzene	<0.02 mg/kg	TM116			<0.2	<0.2	<0.2	
Hexachlorobutadiene	<0.02 mg/kg	TM116			<0.2	<0.2	<0.2	
Naphthalene	<0.013 mg/kg	TM116			<0.13 M	<0.13 M	<0.13 M	

Validated

CERTIFICATE OF ANALYSIS

SDG:	191004-110	**Client Reference:**	70053735	**Report Number:**	527697
Location:	Maylands	**Order Number:**	70053735-S01	**Superseded Report:**	527629

VOC MS (S)

Results Legend

#	ISO17025 accredited.
M	*m*CERTS accredited.
aq	Aqueous / settled sample.
diss.filt	Dissolved / filtered sample.
tot.unfilt	Total / unfiltered sample.
*	Subcontracted - refer to subcontractor report for accreditation status.
**	% recovery of the surrogate standard to check the efficiency of the method. The results of individual compounds within samples aren't corrected for the recovery
(F)	Trigger breach confirmed
1-3+§@	Sample deviation (see appendix)

Customer Sample Ref.			SP20	SP26	SP9A	SP21A	SP22A	SP23A
Depth (m)			0.30 - 0.50	0.10 - 0.30	0.30 - 0.50	0.80 - 1.00	0.20 - 0.40	0.50 - 0.70
Sample Type			Soil/Solid (S)	Soil/Solid (S)	Soil/Solid (S)	Soil/Solid (S)	Soil/Solid (S)	Soil/Solid (S)
Date Sampled			01/10/2019	02/10/2019	01/10/2019	01/10/2019	02/10/2019	01/10/2019
Sampled Time			-	-	-	-	-	-
Date Received			04/10/2019	04/10/2019	04/10/2019	04/10/2019	04/10/2019	04/10/2019
SDG Ref			191004-110	191004-110	191004-110	191004-110	191004-110	191004-110
Lab Sample No.(s)			20874918	20875095	20875281	20874953	20875101	20874939
AGS Reference			ES	ES	ES	ES	ES	ES
Component	**LOD/Units**	**Method**						
1,2,3-Trichlorobenzene	<0.02 mg/kg	TM116			<0.2 #	<0.2 #	<0.2 #	
1,3,5-Trichlorobenzene	<0.02 mg/kg	TM116			<0.2	<0.2	<0.2	

CERTIFICATE OF ANALYSIS

SDG:	191004-110	**Client Reference:**	70053735	**Report Number:**	527697
Location:	Maylands	**Order Number:**	70053735-S01	**Superseded Report:**	527629

VOC MS (S)

Results Legend

#	ISO17025 accredited.
M	*m*CERTS accredited.
aq	Aqueous / settled sample.
diss.filt	Dissolved / filtered sample.
tot.unfilt	Total / unfiltered sample.
*	Subcontracted - refer to subcontractor report for accreditation status.
**	% recovery of the surrogate standard to check the efficiency of the method. The results of individual compounds within samples aren't corrected for the recovery
(F)	Trigger breach confirmed
1-3+5@	Sample deviation (see appendix)

Customer Sample Ref.			SP9B	SP21B	SP22B	SP23B	SP9C	SP21C
Depth (m)			0.70 - 1.00	0.50 - 0.70	0.40 - 0.60	0.70 - 1.00	0.80 - 1.00	0.30 - 0.50
Sample Type			Soil/Solid (S)	Soil/Solid (S)	Soil/Solid (S)	Soil/Solid (S)	Soil/Solid (S)	Soil/Solid (S)
Date Sampled			01/10/2019	01/10/2019	02/10/2019	01/10/2019	01/10/2019	01/10/2019
Sampled Time			.	.	.	.	.	.
Date Received			04/10/2019	04/10/2019	04/10/2019	04/10/2019	04/10/2019	04/10/2019
SDG Ref			191004-110	191004-110	191004-110	191004-110	191004-110	191004-110
Lab Sample No.(s)			20875297	20874976	20875109	20874945	20874835	20874988
AGS Reference			ES	ES	ES	ES	ES	ES
Component	**LOD/Units**	**Method**						
Dibromofluoromethane**	%	TM116	135	118		116	125	111
Toluene-d8**	%	TM116	102	98.7		97.3	98.1	98.3
4-Bromofluorobenzene**	%	TM116	101	102		97.7	102	95.4
Dichlorodifluoromethane	<0.006 mg/kg	TM116				<0.06 M	<0.06 M	<0.06 M
Chloromethane	<0.007 mg/kg	TM116				<0.07 #	<0.07 #	<0.07 #
Vinyl Chloride	<0.006 mg/kg	TM116				<0.06 M	<0.06 M	<0.06 M
Bromomethane	<0.01 mg/kg	TM116				<0.1 M	<0.1 M	<0.1 M
Chloroethane	<0.01 mg/kg	TM116				<0.1 M	<0.1 M	<0.1 M
Trichlorofluorormethane	<0.006 mg/kg	TM116				<0.06 M	<0.06 M	<0.06 M
1,1-Dichloroethene	<0.01 mg/kg	TM116				<0.1 #	<0.1 #	<0.1 #
Carbon Disulphide	<0.007 mg/kg	TM116				<0.07 M	<0.07 M	<0.07 M
Dichloromethane	<0.01 mg/kg	TM116				<0.1 #	<0.1 #	<0.1 #
Methyl Tertiary Butyl Ether	<0.01 mg/kg	TM116	<0.1 M	<0.1 M	<0.1 M	<0.1 M	<0.1 M	<0.1 M
trans-1,2-Dichloroethene	<0.01 mg/kg	TM116				<0.1 M	<0.1 M	<0.1 M
1,1-Dichloroethane	<0.008 mg/kg	TM116				<0.08 M	<0.08 M	<0.08 M
cis-1,2-Dichloroethene	<0.006 mg/kg	TM116				<0.06 M	<0.06 M	<0.06 M
2,2-Dichloropropane	<0.01 mg/kg	TM116				<0.1	<0.1	<0.1
Bromochloromethane	<0.01 mg/kg	TM116				<0.1 M	<0.1 M	<0.1 M
Chloroform	<0.008 mg/kg	TM116				<0.08 M	<0.08 M	<0.08 M
1,1,1-Trichloroethane	<0.007 mg/kg	TM116				<0.07 M	<0.07 M	<0.07 M
1,1-Dichloropropene	<0.01 mg/kg	TM116				<0.1 M	<0.1 M	<0.1 M
Carbontetrachloride	<0.01 mg/kg	TM116				<0.1 M	<0.1 M	<0.1 M
1,2-Dichloroethane	<0.005 mg/kg	TM116				<0.05 M	<0.05 M	<0.05 M
Benzene	<0.009 mg/kg	TM116	<0.09 M	<0.09 M	<0.09 M	<0.09 M	<0.09 M	<0.09 M
Trichloroethene	<0.009 mg/kg	TM116				<0.09 #	<0.09 #	<0.09 #
1,2-Dichloropropane	<0.01 mg/kg	TM116				<0.1 M	<0.1 M	<0.1 M
Dibromomethane	<0.009 mg/kg	TM116				<0.09 M	<0.09 M	<0.09 M
Bromodichloromethane	<0.007 mg/kg	TM116				<0.07 M	<0.07 M	<0.07 M
cis-1,3-Dichloropropene	<0.01 mg/kg	TM116				<0.1 M	<0.1 M	<0.1 M
Toluene	<0.007 mg/kg	TM116	<0.07 M	<0.07 M	<0.07 M	<0.07 M	<0.07 M	<0.07 M
trans-1,3-Dichloropropene	<0.01 mg/kg	TM116				<0.1	<0.1	<0.1
1,1,2-Trichloroethane	<0.01 mg/kg	TM116				<0.1 M	<0.1 M	<0.1 M

CERTIFICATE OF ANALYSIS

SDG:	191004-110	**Client Reference:**	70053735	**Report Number:**	527697
Location:	Maylands	**Order Number:**	70053735-S01	**Superseded Report:**	527629

VOC MS (S)

Results Legend

#	ISO17025 accredited.
M	*m*CERTS accredited.
aq	Aqueous / settled sample.
diss.filt	Dissolved / filtered sample.
tot.unfilt	Total / unfiltered sample.
*	Subcontracted - refer to subcontractor report for accreditation status.
**	% recovery of the surrogate standard to check the efficiency of the method. The results of individual compounds within samples aren't corrected for the recovery
(F)	Trigger breach confirmed
1-3+§@	Sample deviation (see appendix)

Customer Sample Ref.			SP9B	SP21B	SP22B	SP23B	SP9C	SP21C
Depth (m)			0.70 - 1.00	0.50 - 0.70	0.40 - 0.60	0.70 - 1.00	0.80 - 1.00	0.30 - 0.50
Sample Type			Soil/Solid (S)	Soil/Solid (S)	Soil/Solid (S)	Soil/Solid (S)	Soil/Solid (S)	Soil/Solid (S)
Date Sampled			01/10/2019	01/10/2019	02/10/2019	01/10/2019	01/10/2019	01/10/2019
Sampled Time			-	-	-	-	-	-
Date Received			04/10/2019	04/10/2019	04/10/2019	04/10/2019	04/10/2019	04/10/2019
SDG Ref			191004-110	191004-110	191004-110	191004-110	191004-110	191004-110
Lab Sample No.(s)			20875297	20874976	20875109	20874945	20874835	20874988
AGS Reference			ES	ES	ES	ES	ES	ES
Component	**LOD/Units**	**Method**						
1,3-Dichloropropane	<0.007 mg/kg	TM116				<0.07 M	<0.07 M	<0.07 M
Tetrachloroethene	<0.005 mg/kg	TM116				<0.05 M	<0.05 M	<0.05 M
Dibromochloromethane	<0.01 mg/kg	TM116				<0.1 M	<0.1 M	<0.1 M
1,2-Dibromoethane	<0.01 mg/kg	TM116				<0.1 M	<0.1 M	<0.1 M
Chlorobenzene	<0.005 mg/kg	TM116				<0.05 M	<0.05 M	<0.05 M
1,1,1,2-Tetrachloroethane	<0.01 mg/kg	TM116				<0.1 M	<0.1 M	<0.1 M
Ethylbenzene	<0.004 mg/kg	TM116	<0.04 M	<0.04 M	<0.04 M	<0.04 M	<0.04 M	<0.04 M
p/m-Xylene	<0.01 mg/kg	TM116	<0.1 #	<0.1 #	<0.1 #	<0.1 #	<0.1 #	<0.1 #
o-Xylene	<0.01 mg/kg	TM116	<0.1 M	<0.1 M	<0.1 M	<0.1 M	<0.1 M	<0.1 M
Styrene	<0.01 mg/kg	TM116				<0.1 #	<0.1 #	<0.1 #
Bromoform	<0.01 mg/kg	TM116				<0.1 M	<0.1 M	<0.1 M
Isopropylbenzene	<0.005 mg/kg	TM116				<0.05 #	<0.05 #	<0.05 #
1,1,2,2-Tetrachloroethane	<0.01 mg/kg	TM116				<0.1 #	<0.1 #	<0.1 #
1,2,3-Trichloropropane	<0.016 mg/kg	TM116				<0.16 M	<0.16 M	<0.16 M
Bromobenzene	<0.01 mg/kg	TM116				<0.1 M	<0.1 M	<0.1 M
Propylbenzene	<0.01 mg/kg	TM116				<0.1 M	<0.1 M	<0.1 M
2-Chlorotoluene	<0.009 mg/kg	TM116				<0.09 M	<0.09 M	<0.09 M
1,3,5-Trimethylbenzene	<0.008 mg/kg	TM116				<0.08 M	<0.08 M	<0.08 M
4-Chlorotoluene	<0.01 mg/kg	TM116				<0.1 M	<0.1 M	<0.1 M
tert-Butylbenzene	<0.014 mg/kg	TM116				<0.14 M	<0.14 M	<0.14 M
1,2,4-Trimethylbenzene	<0.009 mg/kg	TM116				<0.09 #	<0.09 #	<0.09 #
sec-Butylbenzene	<0.01 mg/kg	TM116				<0.1	<0.1	<0.1
4-Isopropyltoluene	<0.01 mg/kg	TM116				<0.1 M	<0.1 M	<0.1 M
1,3-Dichlorobenzene	<0.008 mg/kg	TM116				<0.08 M	<0.08 M	<0.08 M
1,4-Dichlorobenzene	<0.005 mg/kg	TM116				<0.05 M	<0.05 M	<0.05 M
n-Butylbenzene	<0.011 mg/kg	TM116				<0.11	<0.11	<0.11
1,2-Dichlorobenzene	<0.01 mg/kg	TM116				<0.1 M	<0.1 M	<0.1 M
1,2-Dibromo-3-chloropropane	<0.014 mg/kg	TM116				<0.14 M	<0.14 M	<0.14 M
Tert-amyl methyl ether	<0.01 mg/kg	TM116	<0.1 #	<0.1 #	<0.1 #	<0.1 #	<0.1 #	<0.1 #
1,2,4-Trichlorobenzene	<0.02 mg/kg	TM116				<0.2	<0.2	<0.2
Hexachlorobutadiene	<0.02 mg/kg	TM116				<0.2	<0.2	<0.2
Naphthalene	<0.013 mg/kg	TM116				<0.13 M	<0.13 M	<0.13 M

Validated

CERTIFICATE OF ANALYSIS

SDG:	191004-110	**Client Reference:**	70053735	**Report Number:**	527697
Location:	Maylands	**Order Number:**	70053735-S01	**Superseded Report:**	527629

VOC MS (S)

Results Legend

#	ISO17025 accredited.
M	*m*CERTS accredited.
aq	Aqueous / settled sample.
diss.filt	Dissolved / filtered sample.
tot.unfilt	Total / unfiltered sample.
*	Subcontracted - refer to subcontractor report for accreditation status.
**	% recovery of the surrogate standard to check the efficiency of the method. The results of individual compounds within samples aren't corrected for the recovery
(F)	Trigger breach confirmed
1-3+§@	Sample deviation (see appendix)

Customer Sample Ref.			SP9B	SP21B	SP22B	SP23B	SP9C	SP21C
Depth (m)			0.70 - 1.00	0.50 - 0.70	0.40 - 0.60	0.70 - 1.00	0.80 - 1.00	0.30 - 0.50
Sample Type			Soil/Solid (S)	Soil/Solid (S)	Soil/Solid (S)	Soil/Solid (S)	Soil/Solid (S)	Soil/Solid (S)
Date Sampled			01/10/2019	01/10/2019	02/10/2019	01/10/2019	01/10/2019	01/10/2019
Sampled Time			-	-	-	-	-	-
Date Received			04/10/2019	04/10/2019	04/10/2019	04/10/2019	04/10/2019	04/10/2019
SDG Ref			191004-110	191004-110	191004-110	191004-110	191004-110	191004-110
Lab Sample No.(s)			20875297	20874976	20875109	20874945	20874835	20874988
AGS Reference			ES	ES	ES	ES	ES	ES
Component	**LOD/Units**	**Method**						
1,2,3-Trichlorobenzene	<0.02 mg/kg	TM116				<0.2 #	<0.2 #	<0.2 #
1,3,5-Trichlorobenzene	<0.02 mg/kg	TM116				<0.2	<0.2	<0.2

CERTIFICATE OF ANALYSIS

SDG:	191004-110	**Client Reference:**	70053735	**Report Number:**	527697
Location:	Maylands	**Order Number:**	70053735-S01	**Superseded Report:**	527629

VOC MS (S)

Results Legend

#	ISO17025 accredited.
M	*m*CERTS accredited.
aq	Aqueous / settled sample.
diss.filt	Dissolved / filtered sample.
tot.unfilt	Total / unfiltered sample.
*	Subcontracted - refer to subcontractor report for accreditation status.
**	% recovery of the surrogate standard to check the efficiency of the method. The results of individual compounds within samples aren't corrected for the recovery
(F)	Trigger breach confirmed
1-3+5@	Sample deviation (see appendix)

Customer Sample Ref.			SP22C	SP9D	SP22D	SP9E	SP21E	SP22E
Depth (m)			0.60 - 0.80	0.90 - 1.10	0.80 - 1.00	0.50 - 0.70	0.30 - 0.50	0.20 - 0.40
Sample Type			Soil/Solid (S)	Soil/Solid (S)	Soil/Solid (S)	Soil/Solid (S)	Soil/Solid (S)	Soil/Solid (S)
Date Sampled			02/10/2019	01/10/2019	04/10/2019	01/10/2019	01/10/2019	02/10/2019
Sampled Time			.	.	.	.	.	.
Date Received			04/10/2019	04/10/2019	04/10/2019	04/10/2019	04/10/2019	04/10/2019
SDG Ref			191004-110	191004-110	191004-110	191004-110	191004-110	191004-110
Lab Sample No.(s)			20875115	20874845	20875123	20874856	20874998	20875129
AGS Reference			ES	ES	ES	ES	ES	ES
Component	**LOD/Units**	**Method**						
Dibromofluoromethane**	%	TM116	114		107	113		
Toluene-d8**	%	TM116	100		99.9	99.4		
4-Bromofluorobenzene**	%	TM116	97.4		95.7	101		
Dichlorodifluoromethane	<0.006 mg/kg	TM116	<0.06 M		<0.06 M	<0.06 M		
Chloromethane	<0.007 mg/kg	TM116	<0.07 #		<0.07 #	<0.07 #		
Vinyl Chloride	<0.006 mg/kg	TM116	<0.06 M		<0.06 M	<0.06 M		
Bromomethane	<0.01 mg/kg	TM116	<0.1 M		<0.1 M	<0.1 M		
Chloroethane	<0.01 mg/kg	TM116	<0.1 M		<0.1 M	<0.1 M		
Trichlorofluorormethane	<0.006 mg/kg	TM116	<0.06 M		<0.06 M	<0.06 M		
1,1-Dichloroethene	<0.01 mg/kg	TM116	<0.1 #		<0.1 #	<0.1 #		
Carbon Disulphide	<0.007 mg/kg	TM116	<0.07 M		<0.07 M	<0.07 M		
Dichloromethane	<0.01 mg/kg	TM116	<0.1 #		<0.1 #	<0.1 #		
Methyl Tertiary Butyl Ether	<0.01 mg/kg	TM116	<0.1 M	<0.1 M	<0.1 M	<0.1 M	<0.1 M	<0.1 M
trans-1,2-Dichloroethene	<0.01 mg/kg	TM116	<0.1 M		<0.1 M	<0.1 M		
1,1-Dichloroethane	<0.008 mg/kg	TM116	<0.08 M		<0.08 M	<0.08 M		
cis-1,2-Dichloroethene	<0.006 mg/kg	TM116	<0.06 M		<0.06 M	<0.06 M		
2,2-Dichloropropane	<0.01 mg/kg	TM116	<0.1		<0.1	<0.1		
Bromochloromethane	<0.01 mg/kg	TM116	<0.1 M		<0.1 M	<0.1 M		
Chloroform	<0.008 mg/kg	TM116	<0.08 M		<0.08 M	<0.08 M		
1,1,1-Trichloroethane	<0.007 mg/kg	TM116	<0.07 M		<0.07 M	<0.07 M		
1,1-Dichloropropene	<0.01 mg/kg	TM116	<0.1 M		<0.1 M	<0.1 M		
Carbontetrachloride	<0.01 mg/kg	TM116	<0.1 M		<0.1 M	<0.1 M		
1,2-Dichloroethane	<0.005 mg/kg	TM116	<0.05 M		<0.05 M	<0.05 M		
Benzene	<0.009 mg/kg	TM116	<0.09 M	<0.09 M	<0.09 M	<0.09 M	<0.09 M	<0.09 M
Trichloroethene	<0.009 mg/kg	TM116	<0.09 #		<0.09 #	<0.09 #		
1,2-Dichloropropane	<0.01 mg/kg	TM116	<0.1 M		<0.1 M	<0.1 M		
Dibromomethane	<0.009 mg/kg	TM116	<0.09 M		<0.09 M	<0.09 M		
Bromodichloromethane	<0.007 mg/kg	TM116	<0.07 M		<0.07 M	<0.07 M		
cis-1,3-Dichloropropene	<0.01 mg/kg	TM116	<0.1 M		<0.1 M	<0.1 M		
Toluene	<0.007 mg/kg	TM116	<0.07 M	<0.07 M	<0.07 M	<0.07 M	<0.07 M	<0.07 M
trans-1,3-Dichloropropene	<0.01 mg/kg	TM116	<0.1		<0.1	<0.1		
1,1,2-Trichloroethane	<0.01 mg/kg	TM116	<0.1 M		<0.1 M	<0.1 M		

CERTIFICATE OF ANALYSIS

SDG:	191004-110	**Client Reference:**	70053735	**Report Number:**	527697
Location:	Maylands	**Order Number:**	70053735-S01	**Superseded Report:**	527629

VOC MS (S)

Results Legend

#	ISO17025 accredited.
M	*m*CERTS accredited.
aq	Aqueous / settled sample.
diss.filt	Dissolved / filtered sample.
tot.unfilt	Total / unfiltered sample.
*	Subcontracted - refer to subcontractor report for accreditation status.
**	% recovery of the surrogate standard to check the efficiency of the method. The results of individual compounds within samples aren't corrected for the recovery
(F)	Trigger breach confirmed
1-3+§@	Sample deviation (see appendix)

Customer Sample Ref.			SP22C	SP9D	SP22D	SP9E	SP21E	SP22E
Depth (m)			0.60 - 0.80	0.90 - 1.10	0.80 - 1.00	0.50 - 0.70	0.30 - 0.50	0.20 - 0.40
Sample Type			Soil/Solid (S)	Soil/Solid (S)	Soil/Solid (S)	Soil/Solid (S)	Soil/Solid (S)	Soil/Solid (S)
Date Sampled			02/10/2019	01/10/2019	04/10/2019	01/10/2019	01/10/2019	02/10/2019
Sampled Time			-	-	-	-	-	-
Date Received			04/10/2019	04/10/2019	04/10/2019	04/10/2019	04/10/2019	04/10/2019
SDG Ref			191004-110	191004-110	191004-110	191004-110	191004-110	191004-110
Lab Sample No.(s)			20875115	20874845	20875123	20874856	20874998	20875129
AGS Reference			ES	ES	ES	ES	ES	ES
Component	**LOD/Units**	**Method**						
1,3-Dichloropropane	<0.007 mg/kg	TM116	<0.07 M		<0.07 M	<0.07 M		
Tetrachloroethene	<0.005 mg/kg	TM116	<0.05 M		<0.05 M	<0.05 M		
Dibromochloromethane	<0.01 mg/kg	TM116	<0.1 M		<0.1 M	<0.1 M		
1,2-Dibromoethane	<0.01 mg/kg	TM116	<0.1 M		<0.1 M	<0.1 M		
Chlorobenzene	<0.005 mg/kg	TM116	<0.05 M		<0.05 M	<0.05 M		
1,1,1,2-Tetrachloroethane	<0.01 mg/kg	TM116	<0.1 M		<0.1 M	<0.1 M		
Ethylbenzene	<0.004 mg/kg	TM116	<0.04 M	<0.04 M	<0.04 M	<0.04 M	<0.04 M	<0.04 M
p/m-Xylene	<0.01 mg/kg	TM116	<0.1 #	<0.1 #	<0.1 #	<0.1 #	<0.1 #	<0.1 #
o-Xylene	<0.01 mg/kg	TM116	<0.1 M	<0.1 M	<0.1 M	<0.1 M	<0.1 M	<0.1 M
Styrene	<0.01 mg/kg	TM116	<0.1 #		<0.1 #	<0.1 #		
Bromoform	<0.01 mg/kg	TM116	<0.1 M		<0.1 M	<0.1 M		
Isopropylbenzene	<0.005 mg/kg	TM116	<0.05 #		<0.05 #	<0.05 #		
1,1,2,2-Tetrachloroethane	<0.01 mg/kg	TM116	<0.1 #		<0.1 #	<0.1 #		
1,2,3-Trichloropropane	<0.016 mg/kg	TM116	<0.16 M		<0.16 M	<0.16 M		
Bromobenzene	<0.01 mg/kg	TM116	<0.1 M		<0.1 M	<0.1 M		
Propylbenzene	<0.01 mg/kg	TM116	<0.1 M		<0.1 M	<0.1 M		
2-Chlorotoluene	<0.009 mg/kg	TM116	<0.09 M		<0.09 M	<0.09 M		
1,3,5-Trimethylbenzene	<0.008 mg/kg	TM116	<0.08 M		<0.08 M	<0.08 M		
4-Chlorotoluene	<0.01 mg/kg	TM116	<0.1 M		<0.1 M	<0.1 M		
tert-Butylbenzene	<0.014 mg/kg	TM116	<0.14 M		<0.14 M	<0.14 M		
1,2,4-Trimethylbenzene	<0.009 mg/kg	TM116	<0.09 #		<0.09 #	<0.09 #		
sec-Butylbenzene	<0.01 mg/kg	TM116	<0.1		<0.1	<0.1		
4-Isopropyltoluene	<0.01 mg/kg	TM116	<0.1 M		<0.1 M	<0.1 M		
1,3-Dichlorobenzene	<0.008 mg/kg	TM116	<0.08 M		<0.08 M	<0.08 M		
1,4-Dichlorobenzene	<0.005 mg/kg	TM116	<0.05 M		<0.05 M	<0.05 M		
n-Butylbenzene	<0.011 mg/kg	TM116	<0.11		<0.11	<0.11		
1,2-Dichlorobenzene	<0.01 mg/kg	TM116	<0.1 M		<0.1 M	<0.1 M		
1,2-Dibromo-3-chloropropane	<0.014 mg/kg	TM116	<0.14 M		<0.14 M	<0.14 M		
Tert-amyl methyl ether	<0.01 mg/kg	TM116	<0.1 #	<0.1 #	<0.1 #	<0.1 #	<0.1 #	<0.1 #
1,2,4-Trichlorobenzene	<0.02 mg/kg	TM116	<0.2		<0.2	<0.2		
Hexachlorobutadiene	<0.02 mg/kg	TM116	<0.2		<0.2	<0.2		
Naphthalene	<0.013 mg/kg	TM116	<0.13 M		<0.13 M	<0.13 M		

Validated

CERTIFICATE OF ANALYSIS

SDG:	191004-110	**Client Reference:**	70053735	**Report Number:**	527697
Location:	Maylands	**Order Number:**	70053735-S01	**Superseded Report:**	527629

VOC MS (S)

Results Legend

#	ISO17025 accredited.
M	*m*CERTS accredited.
aq	Aqueous / settled sample.
diss.filt	Dissolved / filtered sample.
tot.unfilt	Total / unfiltered sample.
*	Subcontracted - refer to subcontractor report for accreditation status.
**	% recovery of the surrogate standard to check the efficiency of the method. The results of individual compounds within samples aren't corrected for the recovery
(F)	Trigger breach confirmed
1-3+§@	Sample deviation (see appendix)

Customer Sample Ref.			SP22C	SP9D	SP22D	SP9E	SP21E	SP22E
Depth (m)			0.60 - 0.80	0.90 - 1.10	0.80 - 1.00	0.50 - 0.70	0.30 - 0.50	0.20 - 0.40
Sample Type			Soil/Solid (S)	Soil/Solid (S)	Soil/Solid (S)	Soil/Solid (S)	Soil/Solid (S)	Soil/Solid (S)
Date Sampled			02/10/2019	01/10/2019	04/10/2019	01/10/2019	01/10/2019	02/10/2019
Sampled Time			-	-	-	-	-	-
Date Received			04/10/2019	04/10/2019	04/10/2019	04/10/2019	04/10/2019	04/10/2019
SDG Ref			191004-110	191004-110	191004-110	191004-110	191004-110	191004-110
Lab Sample No.(s)			20875115	20874845	20875123	20874856	20874998	20875129
AGS Reference			ES	ES	ES	ES	ES	ES
Component	**LOD/Units**	**Method**						
1,2,3-Trichlorobenzene	<0.02 mg/kg	TM116	<0.2 #		<0.2 #	<0.2 #		
1,3,5-Trichlorobenzene	<0.02 mg/kg	TM116	<0.2		<0.2	<0.2		

Validated

CERTIFICATE OF ANALYSIS

SDG:	191004-110	**Client Reference:**	70053735	**Report Number:**	527697
Location:	Maylands	**Order Number:**	70053735-S01	**Superseded Report:**	527629

VOC MS (S)

Results Legend

#	ISO17025 accredited.
M	*m*CERTS accredited.
aq	Aqueous / settled sample.
diss.filt	Dissolved / filtered sample.
tot.unfilt	Total / unfiltered sample.
*	Subcontracted - refer to subcontractor report for accreditation status.
**	% recovery of the surrogate standard to check the efficiency of the method. The results of individual compounds within samples aren't corrected for the recovery
(F)	Trigger breach confirmed
1-3+5@	Sample deviation (see appendix)

Customer Sample Ref.			SP9F	SP21F	SP22F	SP21G	SP22G	SP21H
Depth (m)			0.80 - 1.00	0.40 - 0.60	0.50 - 0.70	0.20 - 0.40	0.30 - 0.50	0.30 - 0.50
Sample Type			Soil/Solid (S)	Soil/Solid (S)	Soil/Solid (S)	Soil/Solid (S)	Soil/Solid (S)	Soil/Solid (S)
Date Sampled			01/10/2019	01/10/2019	02/10/2019	01/10/2019	02/10/2019	01/10/2019
Sampled Time			.	.	.	.	.	.
Date Received			04/10/2019	04/10/2019	04/10/2019	04/10/2019	04/10/2019	04/10/2019
SDG Ref			191004-110	191004-110	191004-110	191004-110	191004-110	191004-110
Lab Sample No.(s)			20874863	20875007	20875137	20875017	20875142	20875025
AGS Reference			ES	ES	ES	ES	ES	ES
Component	**LOD/Units**	**Method**						
Dibromofluoromethane**	%	TM116		114	112	106	105	
Toluene-d8**	%	TM116		96.9	99.8	99.1	101	
4-Bromofluorobenzene**	%	TM116		98.7	98.8	103	98.5	
Dichlorodifluoromethane	<0.006 mg/kg	TM116		<0.06 M	<0.06 M	<0.06 M	<0.06 M	
Chloromethane	<0.007 mg/kg	TM116		<0.07 #	<0.07 #	<0.07 #	<0.07 #	
Vinyl Chloride	<0.006 mg/kg	TM116		<0.06 M	<0.06 M	<0.06 M	<0.06 M	
Bromomethane	<0.01 mg/kg	TM116		<0.1 M	<0.1 M	<0.1 M	<0.1 M	
Chloroethane	<0.01 mg/kg	TM116		<0.1 M	<0.1 M	<0.1 M	<0.1 M	
Trichlorofluorormethane	<0.006 mg/kg	TM116		<0.06 M	<0.06 M	<0.06 M	<0.06 M	
1,1-Dichloroethene	<0.01 mg/kg	TM116		<0.1 #	<0.1 #	<0.1 #	<0.1 #	
Carbon Disulphide	<0.007 mg/kg	TM116		<0.07 M	<0.07 M	<0.07 M	<0.07 M	
Dichloromethane	<0.01 mg/kg	TM116		<0.1 #	<0.1 #	<0.1 #	<0.1 #	
Methyl Tertiary Butyl Ether	<0.01 mg/kg	TM116	<0.1 M	<0.1 M	<0.1 M	<0.1 M	<0.1 M	<0.1 M
trans-1,2-Dichloroethene	<0.01 mg/kg	TM116		<0.1 M	<0.1 M	<0.1 M	<0.1 M	
1,1-Dichloroethane	<0.008 mg/kg	TM116		<0.08 M	<0.08 M	<0.08 M	<0.08 M	
cis-1,2-Dichloroethene	<0.006 mg/kg	TM116		<0.06 M	<0.06 M	<0.06 M	<0.06 M	
2,2-Dichloropropane	<0.01 mg/kg	TM116		<0.1	<0.1	<0.1	<0.1	
Bromochloromethane	<0.01 mg/kg	TM116		<0.1 M	<0.1 M	<0.1 M	<0.1 M	
Chloroform	<0.008 mg/kg	TM116		<0.08 M	<0.08 M	<0.08 M	<0.08 M	
1,1,1-Trichloroethane	<0.007 mg/kg	TM116		<0.07 M	<0.07 M	<0.07 M	<0.07 M	
1,1-Dichloropropene	<0.01 mg/kg	TM116		<0.1 M	<0.1 M	<0.1 M	<0.1 M	
Carbontetrachloride	<0.01 mg/kg	TM116		<0.1 M	<0.1 M	<0.1 M	<0.1 M	
1,2-Dichloroethane	<0.005 mg/kg	TM116		<0.05 M	<0.05 M	<0.05 M	<0.05 M	
Benzene	<0.009 mg/kg	TM116	<0.09 M	<0.09 M	<0.09 M	<0.09 M	<0.09 M	<0.09 M
Trichloroethene	<0.009 mg/kg	TM116		<0.09 #	<0.09 #	<0.09 #	<0.09 #	
1,2-Dichloropropane	<0.01 mg/kg	TM116		<0.1 M	<0.1 M	<0.1 M	<0.1 M	
Dibromomethane	<0.009 mg/kg	TM116		<0.09 M	<0.09 M	<0.09 M	<0.09 M	
Bromodichloromethane	<0.007 mg/kg	TM116		<0.07 M	<0.07 M	<0.07 M	<0.07 M	
cis-1,3-Dichloropropene	<0.01 mg/kg	TM116		<0.1 M	<0.1 M	<0.1 M	<0.1 M	
Toluene	<0.007 mg/kg	TM116	<0.07 M	<0.07 M	<0.07 M	<0.07 M	<0.07 M	<0.07 M
trans-1,3-Dichloropropene	<0.01 mg/kg	TM116		<0.1	<0.1	<0.1	<0.1	
1,1,2-Trichloroethane	<0.01 mg/kg	TM116		<0.1 M	<0.1 M	<0.1 M	<0.1 M	

Validated

CERTIFICATE OF ANALYSIS

SDG:	191004-110	**Client Reference:**	70053735	**Report Number:**	527697
Location:	Maylands	**Order Number:**	70053735-S01	**Superseded Report:**	527629

VOC MS (S)

Results Legend

#	ISO17025 accredited.
M	*m*CERTS accredited.
aq	Aqueous / settled sample.
diss.filt	Dissolved / filtered sample.
tot.unfilt	Total / unfiltered sample.
*	Subcontracted - refer to subcontractor report for accreditation status.
**	% recovery of the surrogate standard to check the efficiency of the method. The results of individual compounds within samples aren't corrected for the recovery
(F)	Trigger breach confirmed
1-3+§@	Sample deviation (see appendix)

Customer Sample Ref.			SP9F	SP21F	SP22F	SP21G	SP22G	SP21H
Depth (m)			0.80 - 1.00	0.40 - 0.60	0.50 - 0.70	0.20 - 0.40	0.30 - 0.50	0.30 - 0.50
Sample Type			Soil/Solid (S)	Soil/Solid (S)	Soil/Solid (S)	Soil/Solid (S)	Soil/Solid (S)	Soil/Solid (S)
Date Sampled			01/10/2019	01/10/2019	02/10/2019	01/10/2019	02/10/2019	01/10/2019
Sampled Time			-	-	-	-	-	-
Date Received			04/10/2019	04/10/2019	04/10/2019	04/10/2019	04/10/2019	04/10/2019
SDG Ref			191004-110	191004-110	191004-110	191004-110	191004-110	191004-110
Lab Sample No.(s)			20874863	20875007	20875137	20875017	20875142	20875025
AGS Reference			ES	ES	ES	ES	ES	ES
Component	**LOD/Units**	**Method**						
1,3-Dichloropropane	<0.007 mg/kg	TM116		<0.07 M	<0.07 M	<0.07 M	<0.07 M	
Tetrachloroethene	<0.005 mg/kg	TM116		<0.05 M	<0.05 M	<0.05 M	<0.05 M	
Dibromochloromethane	<0.01 mg/kg	TM116		<0.1 M	<0.1 M	<0.1 M	<0.1 M	
1,2-Dibromoethane	<0.01 mg/kg	TM116		<0.1 M	<0.1 M	<0.1 M	<0.1 M	
Chlorobenzene	<0.005 mg/kg	TM116		<0.05 M	<0.05 M	<0.05 M	<0.05 M	
1,1,1,2-Tetrachloroethane	<0.01 mg/kg	TM116		<0.1 M	<0.1 M	<0.1 M	<0.1 M	
Ethylbenzene	<0.004 mg/kg	TM116	<0.04 M	<0.04 M	<0.04 M	<0.04 M	<0.04 M	<0.04 M
p/m-Xylene	<0.01 mg/kg	TM116	<0.1 #	<0.1 #	<0.1 #	<0.1 #	<0.1 #	<0.1 #
o-Xylene	<0.01 mg/kg	TM116	<0.1 M	<0.1 M	<0.1 M	<0.1 M	<0.1 M	<0.1 M
Styrene	<0.01 mg/kg	TM116		<0.1 #	<0.1 #	<0.1 #	<0.1 #	
Bromoform	<0.01 mg/kg	TM116		<0.1 M	<0.1 M	<0.1 M	<0.1 M	
Isopropylbenzene	<0.005 mg/kg	TM116		<0.05 #	<0.05 #	<0.05 #	<0.05 #	
1,1,2,2-Tetrachloroethane	<0.01 mg/kg	TM116		<0.1 #	<0.1 #	<0.1 #	<0.1 #	
1,2,3-Trichloropropane	<0.016 mg/kg	TM116		<0.16 M	<0.16 M	<0.16 M	<0.16 M	
Bromobenzene	<0.01 mg/kg	TM116		<0.1 M	<0.1 M	<0.1 M	<0.1 M	
Propylbenzene	<0.01 mg/kg	TM116		<0.1 M	<0.1 M	<0.1 M	<0.1 M	
2-Chlorotoluene	<0.009 mg/kg	TM116		<0.09 M	<0.09 M	<0.09 M	<0.09 M	
1,3,5-Trimethylbenzene	<0.008 mg/kg	TM116		<0.08 M	<0.08 M	<0.08 M	<0.08 M	
4-Chlorotoluene	<0.01 mg/kg	TM116		<0.1 M	<0.1 M	<0.1 M	<0.1 M	
tert-Butylbenzene	<0.014 mg/kg	TM116		<0.14 M	<0.14 M	<0.14 M	<0.14 M	
1,2,4-Trimethylbenzene	<0.009 mg/kg	TM116		<0.09 #	<0.09 #	<0.09 #	<0.09 #	
sec-Butylbenzene	<0.01 mg/kg	TM116		<0.1	<0.1	<0.1	<0.1	
4-Isopropyltoluene	<0.01 mg/kg	TM116		<0.1 M	<0.1 M	<0.1 M	<0.1 M	
1,3-Dichlorobenzene	<0.008 mg/kg	TM116		<0.08 M	<0.08 M	<0.08 M	<0.08 M	
1,4-Dichlorobenzene	<0.005 mg/kg	TM116		<0.05 M	<0.05 M	<0.05 M	<0.05 M	
n-Butylbenzene	<0.011 mg/kg	TM116		<0.11	<0.11	<0.11	<0.11	
1,2-Dichlorobenzene	<0.01 mg/kg	TM116		<0.1 M	<0.1 M	<0.1 M	<0.1 M	
1,2-Dibromo-3-chloropropane	<0.014 mg/kg	TM116		<0.14 M	<0.14 M	<0.14 M	<0.14 M	
Tert-amyl methyl ether	<0.01 mg/kg	TM116	<0.1 #	<0.1 #	<0.1 #	<0.1 #	<0.1 #	<0.1 #
1,2,4-Trichlorobenzene	<0.02 mg/kg	TM116		<0.2	<0.2	<0.2	<0.2	
Hexachlorobutadiene	<0.02 mg/kg	TM116		<0.2	<0.2	<0.2	<0.2	
Naphthalene	<0.013 mg/kg	TM116		<0.13 M	<0.13 M	<0.13 M	<0.13 M	

Validated

CERTIFICATE OF ANALYSIS

SDG:	191004-110	**Client Reference:**	70053735	**Report Number:**	527697
Location:	Maylands	**Order Number:**	70053735-S01	**Superseded Report:**	527629

VOC MS (S)

Results Legend

#	ISO17025 accredited.
M	*m*CERTS accredited.
aq	Aqueous / settled sample.
diss.filt	Dissolved / filtered sample.
tot.unfilt	Total / unfiltered sample.
*	Subcontracted - refer to subcontractor report for accreditation status.
**	% recovery of the surrogate standard to check the efficiency of the method. The results of individual compounds within samples aren't corrected for the recovery
(F)	Trigger breach confirmed
1-3+§@	Sample deviation (see appendix)

Customer Sample Ref.			SP9F	SP21F	SP22F	SP21G	SP22G	SP21H
Depth (m)			0.80 - 1.00	0.40 - 0.60	0.50 - 0.70	0.20 - 0.40	0.30 - 0.50	0.30 - 0.50
Sample Type			Soil/Solid (S)	Soil/Solid (S)	Soil/Solid (S)	Soil/Solid (S)	Soil/Solid (S)	Soil/Solid (S)
Date Sampled			01/10/2019	01/10/2019	02/10/2019	01/10/2019	02/10/2019	01/10/2019
Sampled Time			-	-	-	-	-	-
Date Received			04/10/2019	04/10/2019	04/10/2019	04/10/2019	04/10/2019	04/10/2019
SDG Ref			191004-110	191004-110	191004-110	191004-110	191004-110	191004-110
Lab Sample No.(s)			20874863	20875007	20875137	20875017	20875142	20875025
AGS Reference			ES	ES	ES	ES	ES	ES
Component	**LOD/Units**	**Method**						
1,2,3-Trichlorobenzene	<0.02 mg/kg	TM116		<0.2 #	<0.2 #	<0.2 #	<0.2 #	
1,3,5-Trichlorobenzene	<0.02 mg/kg	TM116		<0.2	<0.2	<0.2	<0.2	

CERTIFICATE OF ANALYSIS

SDG:	191004-110	**Client Reference:**	70053735	**Report Number:**	527697
Location:	Maylands	**Order Number:**	70053735-S01	**Superseded Report:**	527629

VOC MS (S)

Results Legend

#	ISO17025 accredited.
M	*m*CERTS accredited.
aq	Aqueous / settled sample.
diss.filt	Dissolved / filtered sample.
tot.unfilt	Total / unfiltered sample.
*	Subcontracted - refer to subcontractor report for accreditation status.
**	% recovery of the surrogate standard to check the efficiency of the method. The results of individual compounds within samples aren't corrected for the recovery
(F)	Trigger breach confirmed
1-3+5@	Sample deviation (see appendix)

Customer Sample Ref.			SP22H	SP21I	SP22I	SP21J	SP22J	SP21K
Depth (m)			0.50 - 0.80	0.50 - 0.70	0.80 - 1.10	0.50 - 0.70	0.20 - 0.40	0.80 - 1.00
Sample Type			Soil/Solid (S)	Soil/Solid (S)	Soil/Solid (S)	Soil/Solid (S)	Soil/Solid (S)	Soil/Solid (S)
Date Sampled			02/10/2019	01/10/2019	02/10/2019	01/10/2019	02/10/2019	01/10/2019
Sampled Time			.	.	.	.	.	.
Date Received			04/10/2019	04/10/2019	04/10/2019	04/10/2019	04/10/2019	04/10/2019
SDG Ref			191004-110	191004-110	191004-110	191004-110	191004-110	191004-110
Lab Sample No.(s)			20875147	20875037	20875158	20875045	20875167	20875053
AGS Reference			ES	ES	ES	ES	ES	ES
Component	**LOD/Units**	**Method**						
Dibromofluoromethane**	%	TM116		123	112			119
Toluene-d8**	%	TM116		98.4	99.3			97.9
4-Bromofluorobenzene**	%	TM116		100	102			101
Dichlorodifluoromethane	<0.006 mg/kg	TM116		<0.06 M	<0.06 M			<0.06 M
Chloromethane	<0.007 mg/kg	TM116		<0.07 #	<0.07 #			<0.07 #
Vinyl Chloride	<0.006 mg/kg	TM116		<0.06 M	<0.06 M			<0.06 M
Bromomethane	<0.01 mg/kg	TM116		<0.1 M	<0.1 M			<0.1 M
Chloroethane	<0.01 mg/kg	TM116		<0.1 M	<0.1 M			<0.1 M
Trichlorofluoromethane	<0.006 mg/kg	TM116		<0.06 M	<0.06 M			<0.06 M
1,1-Dichloroethene	<0.01 mg/kg	TM116		<0.1 #	<0.1 #			<0.1 #
Carbon Disulphide	<0.007 mg/kg	TM116		<0.07 M	<0.07 M			<0.07 M
Dichloromethane	<0.01 mg/kg	TM116		<0.1 #	<0.1 #			<0.1 #
Methyl Tertiary Butyl Ether	<0.01 mg/kg	TM116	<0.1 M	<0.1 M	<0.1 M	<0.1 M	<0.1 M	<0.1 M
trans-1,2-Dichloroethene	<0.01 mg/kg	TM116		<0.1 M	<0.1 M			<0.1 M
1,1-Dichloroethane	<0.008 mg/kg	TM116		<0.08 M	<0.08 M			<0.08 M
cis-1,2-Dichloroethene	<0.006 mg/kg	TM116		<0.06 M	<0.06 M			<0.06 M
2,2-Dichloropropane	<0.01 mg/kg	TM116		<0.1	<0.1			<0.1
Bromochloromethane	<0.01 mg/kg	TM116		<0.1 M	<0.1 M			<0.1 M
Chloroform	<0.008 mg/kg	TM116		<0.08 M	<0.08 M			<0.08 M
1,1,1-Trichloroethane	<0.007 mg/kg	TM116		<0.07 M	<0.07 M			<0.07 M
1,1-Dichloropropene	<0.01 mg/kg	TM116		<0.1 M	<0.1 M			<0.1 M
Carbontetrachloride	<0.01 mg/kg	TM116		<0.1 M	<0.1 M			<0.1 M
1,2-Dichloroethane	<0.005 mg/kg	TM116		<0.05 M	<0.05 M			<0.05 M
Benzene	<0.009 mg/kg	TM116	<0.09 M	<0.09 M	<0.09 M	<0.09 M	<0.09 M	<0.09 M
Trichloroethene	<0.009 mg/kg	TM116		<0.09 #	<0.09 #			<0.09 #
1,2-Dichloropropane	<0.01 mg/kg	TM116		<0.1 M	<0.1 M			<0.1 M
Dibromomethane	<0.009 mg/kg	TM116		<0.09 M	<0.09 M			<0.09 M
Bromodichloromethane	<0.007 mg/kg	TM116		<0.07 M	<0.07 M			<0.07 M
cis-1,3-Dichloropropene	<0.01 mg/kg	TM116		<0.1 M	<0.1 M			<0.1 M
Toluene	<0.007 mg/kg	TM116	<0.07 M	<0.07 M	<0.07 M	<0.07 M	<0.07 M	<0.07 M
trans-1,3-Dichloropropene	<0.01 mg/kg	TM116		<0.1	<0.1			<0.1
1,1,2-Trichloroethane	<0.01 mg/kg	TM116		<0.1 M	<0.1 M			<0.1 M

Validated

CERTIFICATE OF ANALYSIS

SDG:	191004-110	**Client Reference:**	70053735	**Report Number:**	527697
Location:	Maylands	**Order Number:**	70053735-S01	**Superseded Report:**	527629

VOC MS (S)

Results Legend

#	ISO17025 accredited.
M	*m*CERTS accredited.
aq	Aqueous / settled sample.
diss.filt	Dissolved / filtered sample.
tot.unfilt	Total / unfiltered sample.
*	Subcontracted - refer to subcontractor report for accreditation status.
**	% recovery of the surrogate standard to check the efficiency of the method. The results of individual compounds within samples aren't corrected for the recovery
(F)	Trigger breach confirmed
1-3+§@	Sample deviation (see appendix)

Customer Sample Ref.			SP22H	SP21I	SP22I	SP21J	SP22J	SP21K
Depth (m)			0.50 - 0.80	0.50 - 0.70	0.80 - 1.10	0.50 - 0.70	0.20 - 0.40	0.80 - 1.00
Sample Type			Soil/Solid (S)	Soil/Solid (S)	Soil/Solid (S)	Soil/Solid (S)	Soil/Solid (S)	Soil/Solid (S)
Date Sampled			02/10/2019	01/10/2019	02/10/2019	01/10/2019	02/10/2019	01/10/2019
Sampled Time			-	-	-	-	-	-
Date Received			04/10/2019	04/10/2019	04/10/2019	04/10/2019	04/10/2019	04/10/2019
SDG Ref			191004-110	191004-110	191004-110	191004-110	191004-110	191004-110
Lab Sample No.(s)			20875147	20875037	20875158	20875045	20875167	20875053
AGS Reference			ES	ES	ES	ES	ES	ES
Component	**LOD/Units**	**Method**						
1,3-Dichloropropane	<0.007 mg/kg	TM116		<0.07 M	<0.07 M			<0.07 M
Tetrachloroethene	<0.005 mg/kg	TM116		<0.05 M	<0.05 M			<0.05 M
Dibromochloromethane	<0.01 mg/kg	TM116		<0.1 M	<0.1 M			<0.1 M
1,2-Dibromoethane	<0.01 mg/kg	TM116		<0.1 M	<0.1 M			<0.1 M
Chlorobenzene	<0.005 mg/kg	TM116		<0.05 M	<0.05 M			<0.05 M
1,1,1,2-Tetrachloroethane	<0.01 mg/kg	TM116		<0.1 M	<0.1 M			<0.1 M
Ethylbenzene	<0.004 mg/kg	TM116	<0.04 M	<0.04 M	<0.04 M	<0.04 M	<0.04 M	<0.04 M
p/m-Xylene	<0.01 mg/kg	TM116	<0.1 #	<0.1 #	<0.1 #	<0.1 #	<0.1 #	<0.1 #
o-Xylene	<0.01 mg/kg	TM116	<0.1 M	<0.1 M	<0.1 M	<0.1 M	<0.1 M	<0.1 M
Styrene	<0.01 mg/kg	TM116		<0.1 #	<0.1 #			<0.1 #
Bromoform	<0.01 mg/kg	TM116		<0.1 M	<0.1 M			<0.1 M
Isopropylbenzene	<0.005 mg/kg	TM116		<0.05 #	<0.05 #			<0.05 #
1,1,2,2-Tetrachloroethane	<0.01 mg/kg	TM116		<0.1 #	<0.1 #			<0.1 #
1,2,3-Trichloropropane	<0.016 mg/kg	TM116		<0.16 M	<0.16 M			<0.16 M
Bromobenzene	<0.01 mg/kg	TM116		<0.1 M	<0.1 M			<0.1 M
Propylbenzene	<0.01 mg/kg	TM116		<0.1 M	<0.1 M			<0.1 M
2-Chlorotoluene	<0.009 mg/kg	TM116		<0.09 M	<0.09 M			<0.09 M
1,3,5-Trimethylbenzene	<0.008 mg/kg	TM116		<0.08 M	<0.08 M			<0.08 M
4-Chlorotoluene	<0.01 mg/kg	TM116		<0.1 M	<0.1 M			<0.1 M
tert-Butylbenzene	<0.014 mg/kg	TM116		<0.14 M	<0.14 M			<0.14 M
1,2,4-Trimethylbenzene	<0.009 mg/kg	TM116		<0.09 #	<0.09 #			<0.09 #
sec-Butylbenzene	<0.01 mg/kg	TM116		<0.1	<0.1			<0.1
4-Isopropyltoluene	<0.01 mg/kg	TM116		<0.1 M	<0.1 M			<0.1 M
1,3-Dichlorobenzene	<0.008 mg/kg	TM116		<0.08 M	<0.08 M			<0.08 M
1,4-Dichlorobenzene	<0.005 mg/kg	TM116		<0.05 M	<0.05 M			<0.05 M
n-Butylbenzene	<0.011 mg/kg	TM116		<0.11	<0.11			<0.11
1,2-Dichlorobenzene	<0.01 mg/kg	TM116		<0.1 M	<0.1 M			<0.1 M
1,2-Dibromo-3-chloropropane	<0.014 mg/kg	TM116		<0.14 M	<0.14 M			<0.14 M
Tert-amyl methyl ether	<0.01 mg/kg	TM116	<0.1 #	<0.1 #	<0.1 #	<0.1 #	<0.1 #	<0.1 #
1,2,4-Trichlorobenzene	<0.02 mg/kg	TM116		<0.2	<0.2			<0.2
Hexachlorobutadiene	<0.02 mg/kg	TM116		<0.2	<0.2			<0.2
Naphthalene	<0.013 mg/kg	TM116		<0.13 M	<0.13 M			<0.13 M

Validated

CERTIFICATE OF ANALYSIS

SDG:	191004-110	**Client Reference:**	70053735	**Report Number:**	527697
Location:	Maylands	**Order Number:**	70053735-S01	**Superseded Report:**	527629

VOC MS (S)

Results Legend

#	ISO17025 accredited.
M	*m*CERTS accredited.
aq	Aqueous / settled sample.
diss.filt	Dissolved / filtered sample.
tot.unfilt	Total / unfiltered sample.
*	Subcontracted - refer to subcontractor report for accreditation status.
**	% recovery of the surrogate standard to check the efficiency of the method. The results of individual compounds within samples aren't corrected for the recovery
(F)	Trigger breach confirmed
1-3+§@	Sample deviation (see appendix)

Customer Sample Ref.			SP22H	SP21I	SP22I	SP21J	SP22J	SP21K
Depth (m)			0.50 - 0.80	0.50 - 0.70	0.80 - 1.10	0.50 - 0.70	0.20 - 0.40	0.80 - 1.00
Sample Type			Soil/Solid (S)	Soil/Solid (S)	Soil/Solid (S)	Soil/Solid (S)	Soil/Solid (S)	Soil/Solid (S)
Date Sampled			02/10/2019	01/10/2019	02/10/2019	01/10/2019	02/10/2019	01/10/2019
Sampled Time			-	-	-	-	-	-
Date Received			04/10/2019	04/10/2019	04/10/2019	04/10/2019	04/10/2019	04/10/2019
SDG Ref			191004-110	191004-110	191004-110	191004-110	191004-110	191004-110
Lab Sample No.(s)			20875147	20875037	20875158	20875045	20875167	20875053
AGS Reference			ES	ES	ES	ES	ES	ES
Component	**LOD/Units**	**Method**						
1,2,3-Trichlorobenzene	<0.02 mg/kg	TM116		<0.2 #	<0.2 #			<0.2 #
1,3,5-Trichlorobenzene	<0.02 mg/kg	TM116		<0.2	<0.2			<0.2

CERTIFICATE OF ANALYSIS

SDG:	191004-110	**Client Reference:**	70053735	**Report Number:**	527697
Location:	Maylands	**Order Number:**	70053735-S01	**Superseded Report:**	527629

VOC MS (S)

Results Legend

#	ISO17025 accredited.
M	*m*CERTS accredited.
aq	Aqueous / settled sample.
diss.filt	Dissolved / filtered sample.
tot.unfilt	Total / unfiltered sample.
*	Subcontracted - refer to subcontractor report for accreditation status.
**	% recovery of the surrogate standard to check the efficiency of the method. The results of individual compounds within samples aren't corrected for the recovery
(F)	Trigger breach confirmed
1-3+5@	Sample deviation (see appendix)

Customer Sample Ref.			SP22K	SP21L	SP22L	SP21M	SP22M	SP22N
Depth (m)			0.10 - 0.30	0.70 - 0.90	0.30 - 0.50	0.20 - 0.40	0.50 - 0.80	0.70 - 0.90
Sample Type			Soil/Solid (S)	Soil/Solid (S)	Soil/Solid (S)	Soil/Solid (S)	Soil/Solid (S)	Soil/Solid (S)
Date Sampled			02/10/2019	01/10/2019	02/10/2019	01/10/2019	02/10/2019	02/10/2019
Sampled Time			.	.	.	.	.	.
Date Received			04/10/2019	04/10/2019	04/10/2019	04/10/2019	04/10/2019	04/10/2019
SDG Ref			191004-110	191004-110	191004-110	191004-110	191004-110	191004-110
Lab Sample No.(s)			20875180	20875064	20875185	20875083	20875192	20875202
AGS Reference			ES	ES	ES	ES	ES	ES
Component	**LOD/Units**	**Method**						
Dibromofluoromethane**	%	TM116	108				119	
Toluene-d8**	%	TM116	100				99	
4-Bromofluorobenzene**	%	TM116	99.1				100	
Dichlorodifluoromethane	<0.006 mg/kg	TM116	<0.06 M				<0.06 M	
Chloromethane	<0.007 mg/kg	TM116	<0.07 #				<0.07 #	
Vinyl Chloride	<0.006 mg/kg	TM116	<0.06 M				<0.06 M	
Bromomethane	<0.01 mg/kg	TM116	<0.1 M				<0.1 M	
Chloroethane	<0.01 mg/kg	TM116	<0.1 M				<0.1 M	
Trichlorofluorormethane	<0.006 mg/kg	TM116	<0.06 M				<0.06 M	
1,1-Dichloroethene	<0.01 mg/kg	TM116	<0.1 #				<0.1 #	
Carbon Disulphide	<0.007 mg/kg	TM116	<0.07 M				<0.07 M	
Dichloromethane	<0.01 mg/kg	TM116	<0.1 #				<0.1 #	
Methyl Tertiary Butyl Ether	<0.01 mg/kg	TM116	<0.1 M	<0.1 M	<0.1 M	<0.1 M	<0.1 M	<0.1 M
trans-1,2-Dichloroethene	<0.01 mg/kg	TM116	<0.1 M				<0.1 M	
1,1-Dichloroethane	<0.008 mg/kg	TM116	<0.08 M				<0.08 M	
cis-1,2-Dichloroethene	<0.006 mg/kg	TM116	<0.06 M				<0.06 M	
2,2-Dichloropropane	<0.01 mg/kg	TM116	<0.1				<0.1	
Bromochloromethane	<0.01 mg/kg	TM116	<0.1 M				<0.1 M	
Chloroform	<0.008 mg/kg	TM116	<0.08 M				<0.08 M	
1,1,1-Trichloroethane	<0.007 mg/kg	TM116	<0.07 M				<0.07 M	
1,1-Dichloropropene	<0.01 mg/kg	TM116	<0.1 M				<0.1 M	
Carbontetrachloride	<0.01 mg/kg	TM116	<0.1 M				<0.1 M	
1,2-Dichloroethane	<0.005 mg/kg	TM116	<0.05 M				<0.05 M	
Benzene	<0.009 mg/kg	TM116	<0.09 M	<0.09 M	<0.09 M	<0.09 M	<0.09 M	<0.09 M
Trichloroethene	<0.009 mg/kg	TM116	<0.09 #				<0.09 #	
1,2-Dichloropropane	<0.01 mg/kg	TM116	<0.1 M				<0.1 M	
Dibromomethane	<0.009 mg/kg	TM116	<0.09 M				<0.09 M	
Bromodichloromethane	<0.007 mg/kg	TM116	<0.07 M				<0.07 M	
cis-1,3-Dichloropropene	<0.01 mg/kg	TM116	<0.1 M				<0.1 M	
Toluene	<0.007 mg/kg	TM116	<0.07 M	<0.07 M	<0.07 M	<0.07 M	<0.07 M	<0.07 M
trans-1,3-Dichloropropene	<0.01 mg/kg	TM116	<0.1				<0.1	
1,1,2-Trichloroethane	<0.01 mg/kg	TM116	<0.1 M				<0.1 M	

Validated

CERTIFICATE OF ANALYSIS

SDG:	191004-110	**Client Reference:**	70053735	**Report Number:**	527697
Location:	Maylands	**Order Number:**	70053735-S01	**Superseded Report:**	527629

VOC MS (S)

Results Legend

#	ISO17025 accredited.
M	*m*CERTS accredited.
aq	Aqueous / settled sample.
diss.filt	Dissolved / filtered sample.
tot.unfilt	Total / unfiltered sample.
*	Subcontracted - refer to subcontractor report for accreditation status.
**	% recovery of the surrogate standard to check the efficiency of the method. The results of individual compounds within samples aren't corrected for the recovery
(F)	Trigger breach confirmed
1-3+§@	Sample deviation (see appendix)

Customer Sample Ref.			SP22K	SP21L	SP22L	SP21M	SP22M	SP22N
Depth (m)			0.10 - 0.30	0.70 - 0.90	0.30 - 0.50	0.20 - 0.40	0.50 - 0.80	0.70 - 0.90
Sample Type			Soil/Solid (S)	Soil/Solid (S)	Soil/Solid (S)	Soil/Solid (S)	Soil/Solid (S)	Soil/Solid (S)
Date Sampled			02/10/2019	01/10/2019	02/10/2019	01/10/2019	02/10/2019	02/10/2019
Sampled Time			-	-	-	-	-	-
Date Received			04/10/2019	04/10/2019	04/10/2019	04/10/2019	04/10/2019	04/10/2019
SDG Ref			191004-110	191004-110	191004-110	191004-110	191004-110	191004-110
Lab Sample No.(s)			20875180	20875064	20875185	20875083	20875192	20875202
AGS Reference			ES	ES	ES	ES	ES	ES
Component	**LOD/Units**	**Method**						
1,3-Dichloropropane	<0.007 mg/kg	TM116	<0.07 M				<0.07 M	
Tetrachloroethene	<0.005 mg/kg	TM116	<0.05 M				<0.05 M	
Dibromochloromethane	<0.01 mg/kg	TM116	<0.1 M				<0.1 M	
1,2-Dibromoethane	<0.01 mg/kg	TM116	<0.1 M				<0.1 M	
Chlorobenzene	<0.005 mg/kg	TM116	<0.05 M				<0.05 M	
1,1,1,2-Tetrachloroethane	<0.01 mg/kg	TM116	<0.1 M				<0.1 M	
Ethylbenzene	<0.004 mg/kg	TM116	<0.04 M	<0.04 M	<0.04 M	<0.04 M	<0.04 M	<0.04 M
p/m-Xylene	<0.01 mg/kg	TM116	<0.1 #	<0.1 #	<0.1 #	<0.1 #	<0.1 #	<0.1 #
o-Xylene	<0.01 mg/kg	TM116	<0.1 M	<0.1 M	<0.1 M	<0.1 M	<0.1 M	<0.1 M
Styrene	<0.01 mg/kg	TM116	<0.1 #				<0.1 #	
Bromoform	<0.01 mg/kg	TM116	<0.1 M				<0.1 M	
Isopropylbenzene	<0.005 mg/kg	TM116	<0.05 #				<0.05 #	
1,1,2,2-Tetrachloroethane	<0.01 mg/kg	TM116	<0.1 #				<0.1 #	
1,2,3-Trichloropropane	<0.016 mg/kg	TM116	<0.16 M				<0.16 M	
Bromobenzene	<0.01 mg/kg	TM116	<0.1 M				<0.1 M	
Propylbenzene	<0.01 mg/kg	TM116	<0.1 M				<0.1 M	
2-Chlorotoluene	<0.009 mg/kg	TM116	<0.09 M				<0.09 M	
1,3,5-Trimethylbenzene	<0.008 mg/kg	TM116	<0.08 M				<0.08 M	
4-Chlorotoluene	<0.01 mg/kg	TM116	<0.1 M				<0.1 M	
tert-Butylbenzene	<0.014 mg/kg	TM116	<0.14 M				<0.14 M	
1,2,4-Trimethylbenzene	<0.009 mg/kg	TM116	<0.09 #				<0.09 #	
sec-Butylbenzene	<0.01 mg/kg	TM116	<0.1				<0.1	
4-Isopropyltoluene	<0.01 mg/kg	TM116	<0.1 M				<0.1 M	
1,3-Dichlorobenzene	<0.008 mg/kg	TM116	<0.08 M				<0.08 M	
1,4-Dichlorobenzene	<0.005 mg/kg	TM116	<0.05 M				<0.05 M	
n-Butylbenzene	<0.011 mg/kg	TM116	<0.11				<0.11	
1,2-Dichlorobenzene	<0.01 mg/kg	TM116	<0.1 M				<0.1 M	
1,2-Dibromo-3-chloropropane	<0.014 mg/kg	TM116	<0.14 M				<0.14 M	
Tert-amyl methyl ether	<0.01 mg/kg	TM116	<0.1 #	<0.1 #	<0.1 #	<0.1 #	<0.1 #	<0.1 #
1,2,4-Trichlorobenzene	<0.02 mg/kg	TM116	<0.2				<0.2	
Hexachlorobutadiene	<0.02 mg/kg	TM116	<0.2				<0.2	
Naphthalene	<0.013 mg/kg	TM116	<0.13 M				<0.13 M	

Validated

CERTIFICATE OF ANALYSIS

SDG:	191004-110	**Client Reference:**	70053735	**Report Number:**	527697
Location:	Maylands	**Order Number:**	70053735-S01	**Superseded Report:**	527629

VOC MS (S)

Results Legend

#	ISO17025 accredited.
M	*m*CERTS accredited.
aq	Aqueous / settled sample.
diss.filt	Dissolved / filtered sample.
tot.unfilt	Total / unfiltered sample.
*	Subcontracted - refer to subcontractor report for accreditation status.
**	% recovery of the surrogate standard to check the efficiency of the method. The results of individual compounds within samples aren't corrected for the recovery
(F)	Trigger breach confirmed
1-3+§@	Sample deviation (see appendix)

Customer Sample Ref.			SP22K	SP21L	SP22L	SP21M	SP22M	SP22N
Depth (m)			0.10 - 0.30	0.70 - 0.90	0.30 - 0.50	0.20 - 0.40	0.50 - 0.80	0.70 - 0.90
Sample Type			Soil/Solid (S)	Soil/Solid (S)	Soil/Solid (S)	Soil/Solid (S)	Soil/Solid (S)	Soil/Solid (S)
Date Sampled			02/10/2019	01/10/2019	02/10/2019	01/10/2019	02/10/2019	02/10/2019
Sampled Time			-	-	-	-	-	-
Date Received			04/10/2019	04/10/2019	04/10/2019	04/10/2019	04/10/2019	04/10/2019
SDG Ref			191004-110	191004-110	191004-110	191004-110	191004-110	191004-110
Lab Sample No.(s)			20875180	20875064	20875185	20875083	20875192	20875202
AGS Reference			ES	ES	ES	ES	ES	ES
Component	**LOD/Units**	**Method**						
1,2,3-Trichlorobenzene	<0.02 mg/kg	TM116	<0.2 #				<0.2 #	
1,3,5-Trichlorobenzene	<0.02 mg/kg	TM116	<0.2				<0.2	

CERTIFICATE OF ANALYSIS

SDG:	191004-110	**Client Reference:**	70053735	**Report Number:**	527697
Location:	Maylands	**Order Number:**	70053735-S01	**Superseded Report:**	527629

VOC MS (S)

Results Legend

#	ISO17025 accredited.
M	*m*CERTS accredited.
aq	Aqueous / settled sample.
diss.filt	Dissolved / filtered sample.
tot.unfilt	Total / unfiltered sample.
*	Subcontracted - refer to subcontractor report for accreditation status.
**	% recovery of the surrogate standard to check the efficiency of the method. The results of individual compounds within samples aren't corrected for the recovery
(F)	Trigger breach confirmed
1-3+5@	Sample deviation (see appendix)

Customer Sample Ref.			SP22O	SP22P	SP22Q	SP22R	SP22S	SP22T
Depth (m)			0.30 - 0.50	0.80 - 1.00	0.70 - 0.90	1.00 - 1.20	0.90 - 1.10	0.00 - 0.30
Sample Type			Soil/Solid (S)	Soil/Solid (S)	Soil/Solid (S)	Soil/Solid (S)	Soil/Solid (S)	Soil/Solid (S)
Date Sampled			02/10/2019	02/10/2019	02/10/2019	02/10/2019	02/10/2019	02/10/2019
Sampled Time			.	.	.	.	.	.
Date Received			04/10/2019	04/10/2019	04/10/2019	04/10/2019	04/10/2019	04/10/2019
SDG Ref			191004-110	191004-110	191004-110	191004-110	191004-110	191004-110
Lab Sample No.(s)			20875208	20875213	20875218	20875231	20875246	20875251
AGS Reference			ES	ES	ES	ES	ES	ES
Component	**LOD/Units**	**Method**						
Dibromofluoromethane**	%	TM116	120			114		
Toluene-d8**	%	TM116	98.7			100		
4-Bromofluorobenzene**	%	TM116	102			99.6		
Dichlorodifluoromethane	<0.006 mg/kg	TM116	<0.06 M			<0.06 M		
Chloromethane	<0.007 mg/kg	TM116	<0.07 #			<0.07 #		
Vinyl Chloride	<0.006 mg/kg	TM116	<0.06 M			<0.06 M		
Bromomethane	<0.01 mg/kg	TM116	<0.1 M			<0.1 M		
Chloroethane	<0.01 mg/kg	TM116	<0.1 M			<0.1 M		
Trichlorofluorormethane	<0.006 mg/kg	TM116	<0.06 M			<0.06 M		
1,1-Dichloroethene	<0.01 mg/kg	TM116	<0.1 #			<0.1 #		
Carbon Disulphide	<0.007 mg/kg	TM116	<0.07 M			<0.07 M		
Dichloromethane	<0.01 mg/kg	TM116	<0.1 #			<0.1 #		
Methyl Tertiary Butyl Ether	<0.01 mg/kg	TM116	<0.1 M	<0.1 M	<0.1 M	<0.1 M	<0.1 M	<0.1 M
trans-1,2-Dichloroethene	<0.01 mg/kg	TM116	<0.1 M			<0.1 M		
1,1-Dichloroethane	<0.008 mg/kg	TM116	<0.08 M			<0.08 M		
cis-1,2-Dichloroethene	<0.006 mg/kg	TM116	<0.06 M			<0.06 M		
2,2-Dichloropropane	<0.01 mg/kg	TM116	<0.1			<0.1		
Bromochloromethane	<0.01 mg/kg	TM116	<0.1 M			<0.1 M		
Chloroform	<0.008 mg/kg	TM116	<0.08 M			<0.08 M		
1,1,1-Trichloroethane	<0.007 mg/kg	TM116	<0.07 M			<0.07 M		
1,1-Dichloropropene	<0.01 mg/kg	TM116	<0.1 M			<0.1 M		
Carbontetrachloride	<0.01 mg/kg	TM116	<0.1 M			<0.1 M		
1,2-Dichloroethane	<0.005 mg/kg	TM116	<0.05 M			<0.05 M		
Benzene	<0.009 mg/kg	TM116	<0.09 M	<0.09 M	<0.09 M	<0.09 M	<0.09 M	<0.09 M
Trichloroethene	<0.009 mg/kg	TM116	<0.09 #			<0.09 #		
1,2-Dichloropropane	<0.01 mg/kg	TM116	<0.1 M			<0.1 M		
Dibromomethane	<0.009 mg/kg	TM116	<0.09 M			<0.09 M		
Bromodichloromethane	<0.007 mg/kg	TM116	<0.07 M			<0.07 M		
cis-1,3-Dichloropropene	<0.01 mg/kg	TM116	<0.1 M			<0.1 M		
Toluene	<0.007 mg/kg	TM116	<0.07 M	<0.07 M	<0.07 M	<0.07 M	<0.07 M	<0.07 M
trans-1,3-Dichloropropene	<0.01 mg/kg	TM116	<0.1			<0.1		
1,1,2-Trichloroethane	<0.01 mg/kg	TM116	<0.1 M			<0.1 M		

Validated

CERTIFICATE OF ANALYSIS

SDG:	191004-110	**Client Reference:**	70053735	**Report Number:**	527697
Location:	Maylands	**Order Number:**	70053735-S01	**Superseded Report:**	527629

VOC MS (S)

Results Legend

#	ISO17025 accredited.
M	*m*CERTS accredited.
aq	Aqueous / settled sample.
diss.filt	Dissolved / filtered sample.
tot.unfilt	Total / unfiltered sample.
*	Subcontracted - refer to subcontractor report for accreditation status.
**	% recovery of the surrogate standard to check the efficiency of the method. The results of individual compounds within samples aren't corrected for the recovery
(F)	Trigger breach confirmed
1-3+§@	Sample deviation (see appendix)

Customer Sample Ref.			SP22O	SP22P	SP22Q	SP22R	SP22S	SP22T
Depth (m)			0.30 - 0.50	0.80 - 1.00	0.70 - 0.90	1.00 - 1.20	0.90 - 1.10	0.00 - 0.30
Sample Type			Soil/Solid (S)	Soil/Solid (S)	Soil/Solid (S)	Soil/Solid (S)	Soil/Solid (S)	Soil/Solid (S)
Date Sampled			02/10/2019	02/10/2019	02/10/2019	02/10/2019	02/10/2019	02/10/2019
Sampled Time			-	-	-	-	-	-
Date Received			04/10/2019	04/10/2019	04/10/2019	04/10/2019	04/10/2019	04/10/2019
SDG Ref			191004-110	191004-110	191004-110	191004-110	191004-110	191004-110
Lab Sample No.(s)			20875208	20875213	20875218	20875231	20875246	20875251
AGS Reference			ES	ES	ES	ES	ES	ES
Component	**LOD/Units**	**Method**						
1,3-Dichloropropane	<0.007 mg/kg	TM116	<0.07 M			<0.07 M		
Tetrachloroethene	<0.005 mg/kg	TM116	<0.05 M			<0.05 M		
Dibromochloromethane	<0.01 mg/kg	TM116	<0.1 M			<0.1 M		
1,2-Dibromoethane	<0.01 mg/kg	TM116	<0.1 M			<0.1 M		
Chlorobenzene	<0.005 mg/kg	TM116	<0.05 M			<0.05 M		
1,1,1,2-Tetrachloroethane	<0.01 mg/kg	TM116	<0.1 M			<0.1 M		
Ethylbenzene	<0.004 mg/kg	TM116	<0.04 M	<0.04 M	<0.04 M	<0.04 M	<0.04 M	<0.04 M
p/m-Xylene	<0.01 mg/kg	TM116	<0.1 #	<0.1 #	<0.1 #	<0.1 #	<0.1 #	<0.1 #
o-Xylene	<0.01 mg/kg	TM116	<0.1 M	<0.1 M	<0.1 M	<0.1 M	<0.1 M	<0.1 M
Styrene	<0.01 mg/kg	TM116	<0.1 #			<0.1 #		
Bromoform	<0.01 mg/kg	TM116	<0.1 M			<0.1 M		
Isopropylbenzene	<0.005 mg/kg	TM116	<0.05 #			<0.05 #		
1,1,2,2-Tetrachloroethane	<0.01 mg/kg	TM116	<0.1 #			<0.1 #		
1,2,3-Trichloropropane	<0.016 mg/kg	TM116	<0.16 M			<0.16 M		
Bromobenzene	<0.01 mg/kg	TM116	<0.1 M			<0.1 M		
Propylbenzene	<0.01 mg/kg	TM116	<0.1 M			<0.1 M		
2-Chlorotoluene	<0.009 mg/kg	TM116	<0.09 M			<0.09 M		
1,3,5-Trimethylbenzene	<0.008 mg/kg	TM116	<0.08 M			<0.08 M		
4-Chlorotoluene	<0.01 mg/kg	TM116	<0.1 M			<0.1 M		
tert-Butylbenzene	<0.014 mg/kg	TM116	<0.14 M			<0.14 M		
1,2,4-Trimethylbenzene	<0.009 mg/kg	TM116	<0.09 #			<0.09 #		
sec-Butylbenzene	<0.01 mg/kg	TM116	<0.1			<0.1		
4-Isopropyltoluene	<0.01 mg/kg	TM116	<0.1 M			<0.1 M		
1,3-Dichlorobenzene	<0.008 mg/kg	TM116	<0.08 M			<0.08 M		
1,4-Dichlorobenzene	<0.005 mg/kg	TM116	<0.05 M			<0.05 M		
n-Butylbenzene	<0.011 mg/kg	TM116	<0.11			<0.11		
1,2-Dichlorobenzene	<0.01 mg/kg	TM116	<0.1 M			<0.1 M		
1,2-Dibromo-3-chloropropane	<0.014 mg/kg	TM116	<0.14 M			<0.14 M		
Tert-amyl methyl ether	<0.01 mg/kg	TM116	<0.1 #	<0.1 #	<0.1 #	<0.1 #	<0.1 #	<0.1 #
1,2,4-Trichlorobenzene	<0.02 mg/kg	TM116	<0.2			<0.2		
Hexachlorobutadiene	<0.02 mg/kg	TM116	<0.2			<0.2		
Naphthalene	<0.013 mg/kg	TM116	<0.13 M			<0.13 M		

Validated

CERTIFICATE OF ANALYSIS

SDG:	191004-110	**Client Reference:**	70053735	**Report Number:**	527697
Location:	Maylands	**Order Number:**	70053735-S01	**Superseded Report:**	527629

VOC MS (S)

Results Legend

#	ISO17025 accredited.
M	*m*CERTS accredited.
aq	Aqueous / settled sample.
diss.filt	Dissolved / filtered sample.
tot.unfilt	Total / unfiltered sample.
*	Subcontracted - refer to subcontractor report for accreditation status.
**	% recovery of the surrogate standard to check the efficiency of the method. The results of individual compounds within samples aren't corrected for the recovery
(F)	Trigger breach confirmed
1-3+§@	Sample deviation (see appendix)

Customer Sample Ref.			SP22O	SP22P	SP22Q	SP22R	SP22S	SP22T
Depth (m)			0.30 - 0.50	0.80 - 1.00	0.70 - 0.90	1.00 - 1.20	0.90 - 1.10	0.00 - 0.30
Sample Type			Soil/Solid (S)	Soil/Solid (S)	Soil/Solid (S)	Soil/Solid (S)	Soil/Solid (S)	Soil/Solid (S)
Date Sampled			02/10/2019	02/10/2019	02/10/2019	02/10/2019	02/10/2019	02/10/2019
Sampled Time			-	-	-	-	-	-
Date Received			04/10/2019	04/10/2019	04/10/2019	04/10/2019	04/10/2019	04/10/2019
SDG Ref			191004-110	191004-110	191004-110	191004-110	191004-110	191004-110
Lab Sample No.(s)			20875208	20875213	20875218	20875231	20875246	20875251
AGS Reference			ES	ES	ES	ES	ES	ES
Component	**LOD/Units**	**Method**						
1,2,3-Trichlorobenzene	<0.02 mg/kg	TM116	<0.2 #			<0.2 #		
1,3,5-Trichlorobenzene	<0.02 mg/kg	TM116	<0.2			<0.2		

Validated

CERTIFICATE OF ANALYSIS

SDG:	191004-110	**Client Reference:**	70053735	**Report Number:**	527697
Location:	Maylands	**Order Number:**	70053735-S01	**Superseded Report:**	527629

VOC MS (S)

Results Legend

#	ISO17025 accredited.
M	*m*CERTS accredited.
aq	Aqueous / settled sample.
diss.filt	Dissolved / filtered sample.
tot.unfilt	Total / unfiltered sample.
*	Subcontracted - refer to subcontractor report for accreditation status.
**	% recovery of the surrogate standard to check the efficiency of the method. The results of individual compounds within samples aren't corrected for the recovery
(F)	Trigger breach confirmed
1-3+5@	Sample deviation (see appendix)

Customer Sample Ref.	SP22U
Depth (m)	0.50 - 0.80
Sample Type	Soil/Solid (S)
Date Sampled	02/10/2019
Sampled Time	.
Date Received	04/10/2019
SDG Ref	191004-110
Lab Sample No.(s)	20875256
AGS Reference	ES

Component	LOD/Units	Method	SP22U
Methyl Tertiary Butyl Ether	<0.01 mg/kg	TM116	<0.1 M
Benzene	<0.009 mg/kg	TM116	<0.09 M
Toluene	<0.007 mg/kg	TM116	<0.07 M
Ethylbenzene	<0.004 mg/kg	TM116	<0.04 M
p/m-Xylene	<0.01 mg/kg	TM116	<0.1 #
o-Xylene	<0.01 mg/kg	TM116	<0.1 M
Tert-amyl methyl ether	<0.01 mg/kg	TM116	<0.1 #

Validated

CERTIFICATE OF ANALYSIS

SDG:	191004-110	**Client Reference:**	70053735	**Report Number:**	527697
Location:	Maylands	**Order Number:**	70053735-S01	**Superseded Report:**	527629

Asbestos Identification - Solid Samples

Results Legend

- **#** ISO17025 accredited.
- **M** *m*CERTS accredited.
- ***** Subcontracted test.
- **(F)** Trigger breach confirmed
- **1-5&♦§@** Sample deviation (see appendix)

Cust. Sample Ref.	Depth (m)	Sample Type	Date Sampled	Date Receieved	SDG	Original Sample	Method Number	Date of Analysis	Analysed By	Comments	Amosite (Brown) Asbestos	Chrysotile (White) Asbestos	Crocidolite (Blue) Asbestos	Fibrous Actinolite	Fibrous Anthophyllite	Fibrous Tremolite	Non-Asbestos Fibre
SP1ES	0.10 - 0.30	SOLID	01/10/2019 00:00:00	04/10/2019 15:40:00	191004-110	20874818	TM048	10/10/2019	Barbara Urbanek-Walsh	-	Not Detected (#)	Not Detected (#)	Not Detected (#)	Not Detected (#)	Not Detected (#)	Not Detected (#)	Not Detected
SP2ES	0.10 - 0.30	SOLID	01/10/2019 00:00:00	04/10/2019 15:40:00	191004-110	20874896	TM048	10/10/2019	Barbara Urbanek-Walsh	Loose fibres in soil.	Not Detected (#)	Detected (#)	Not Detected (#)	Not Detected (#)	Not Detected (#)	Not Detected (#)	Not Detected
SP3ES	0.30 - 0.50	SOLID	01/10/2019 00:00:00	04/10/2019 15:40:00	191004-110	20874963	TM048	10/10/2019	James Richards	-	Not Detected (#)	Not Detected (#)	Not Detected (#)	Not Detected (#)	Not Detected (#)	Not Detected (#)	Not Detected
SP4ES	0.00 - 0.20	SOLID	01/10/2019 00:00:00	04/10/2019 15:40:00	191004-110	20875076	TM048	10/10/2019	Barbara Urbanek-Walsh	-	Not Detected (#)	Not Detected (#)	Not Detected (#)	Not Detected (#)	Not Detected (#)	Not Detected (#)	Not Detected
SP5ES	0.30 - 0.50	SOLID	01/10/2019 00:00:00	04/10/2019 15:40:00	191004-110	20875155	TM048	10/10/2019	Agnieszka Chelmowska	-	Not Detected (#)	Not Detected (#)	Not Detected (#)	Not Detected (#)	Not Detected (#)	Not Detected (#)	Not Detected
SP6ES	0.50 - 0.70	SOLID	01/10/2019 00:00:00	04/10/2019 15:40:00	191004-110	20874872	TM048	09/10/2019	James Richards	Fibre bundles in soil	Not Detected (#)	Detected (#)	Not Detected (#)	Not Detected (#)	Not Detected (#)	Not Detected (#)	Not Detected
SP7ES	0.30 - 0.50	SOLID	01/10/2019 00:00:00	04/10/2019 15:40:00	191004-110	20875239	TM048	10/10/2019	Barbara Urbanek-Walsh	-	Not Detected (#)	Not Detected (#)	Not Detected (#)	Not Detected (#)	Not Detected (#)	Not Detected (#)	Not Detected
SP8ES	0.50 - 0.70	SOLID	01/10/2019 00:00:00	04/10/2019 15:40:00	191004-110	20875272	TM048	10/10/2019	Marcin Magdziarek	-	Not Detected (#)	Not Detected (#)	Not Detected (#)	Not Detected (#)	Not Detected (#)	Not Detected (#)	Not Detected

Validated

CERTIFICATE OF ANALYSIS

SDG:	191004-110	**Client Reference:**	70053735	**Report Number:**	527697
Location:	Maylands	**Order Number:**	70053735-S01	**Superseded Report:**	527629

		Date of Analysis	Analysed By	Comments	Amosite (Brown) Asbestos	Chrysotile (White) Asbestos	Crocidolite (Blue) Asbestos	Fibrous Actinolite	Fibrous Anthophyllite	Fibrous Tremolite	Non-Asbestos Fibre
Cust. Sample Ref. Depth (m) Sample Type Date Sampled Date Receieved SDG Original Sample Method Number	SP11ES 0.20 - 0.40 SOLID 01/10/2019 00:00:00 04/10/2019 15:40:00 191004-110 20874911 TM048	10/10/19	Andrzej Ferfecki	-	Not Detected (#)	Not Detected (#)	Not Detected (#)	Not Detected (#)	Not Detected (#)	Not Detected (#)	Detected
Cust. Sample Ref. Depth (m) Sample Type Date Sampled Date Receieved SDG Original Sample Method Number	SP12ES 0.60 - 0.90 SOLID 01/10/2019 00:00:00 04/10/2019 15:40:00 191004-110 20874913 TM048	10/10/2019	Lucy Caroe	Fibre bundles in soil	Not Detected (#)	Detected (#)	Not Detected (#)	Not Detected (#)	Not Detected (#)	Not Detected (#)	Not Detected
Cust. Sample Ref. Depth (m) Sample Type Date Sampled Date Receieved SDG Original Sample Method Number	SP13ES 0.30 - 0.50 SOLID 01/10/2019 00:00:00 04/10/2019 15:40:00 191004-110 20874876 TM048	11/10/19	Andrzej Ferfecki	-	Not Detected (#)	Not Detected (#)	Not Detected (#)	Not Detected (#)	Not Detected (#)	Not Detected (#)	Not Detected
Cust. Sample Ref. Depth (m) Sample Type Date Sampled Date Receieved SDG Original Sample Method Number	SP16ES 0.50 - 0.70 SOLID 01/10/2019 00:00:00 04/10/2019 15:40:00 191004-110 20874892 TM048	10/10/2019	Agnieszka Chelmowska	-	Not Detected (#)	Not Detected (#)	Not Detected (#)	Not Detected (#)	Not Detected (#)	Not Detected (#)	Not Detected
Cust. Sample Ref. Depth (m) Sample Type Date Sampled Date Receieved SDG Original Sample Method Number	SP17ES 0.10 - 0.30 SOLID 01/10/2019 00:00:00 04/10/2019 15:40:00 191004-110 20874894 TM048	10/10/19	Andrzej Ferfecki	-	Not Detected (#)	Not Detected (#)	Not Detected (#)	Not Detected (#)	Not Detected (#)	Not Detected (#)	Not Detected
Cust. Sample Ref. Depth (m) Sample Type Date Sampled Date Receieved SDG Original Sample Method Number	SP18ES 0.30 - 0.50 SOLID 01/10/2019 00:00:00 04/10/2019 15:40:00 191004-110 20874906 TM048	10/10/2019	Agnieszka Chelmowska	-	Not Detected (#)	Not Detected (#)	Not Detected (#)	Not Detected (#)	Not Detected (#)	Not Detected (#)	Not Detected
Cust. Sample Ref. Depth (m) Sample Type Date Sampled Date Receieved SDG Original Sample Method Number	SP20ES 0.30 - 0.50 SOLID 01/10/2019 00:00:00 04/10/2019 15:40:00 191004-110 20874918 TM048	10/10/19	Andrzej Ferfecki	-	Not Detected (#)	Not Detected (#)	Not Detected (#)	Not Detected (#)	Not Detected (#)	Not Detected (#)	Not Detected
Cust. Sample Ref. Depth (m) Sample Type Date Sampled Date Receieved SDG Original Sample Method Number	SP26ES 0.10 - 0.30 SOLID 02/10/2019 00:00:00 04/10/2019 15:40:00 191004-110 20875095 TM048	10/10/2019	James Richards	-	Not Detected (#)	Not Detected (#)	Not Detected (#)	Not Detected (#)	Not Detected (#)	Not Detected (#)	Not Detected
Cust. Sample Ref. Depth (m) Sample Type Date Sampled Date Receieved SDG Original Sample Method Number	SP27ES 0.20 - 0.40 SOLID 01/10/2019 00:00:00 04/10/2019 15:40:00 191004-110 20874916 TM048	10/10/2019	Marcin Magdziarek	Loose fibres in soil	Detected (#)	Detected (#)	Not Detected (#)	Not Detected (#)	Not Detected (#)	Not Detected (#)	Not Detected

Validated

CERTIFICATE OF ANALYSIS

SDG:	191004-110	**Client Reference:**	70053735	**Report Number:**	527697
Location:	Maylands	**Order Number:**	70053735-S01	**Superseded Report:**	527629

		Date of Analysis	Analysed By	Comments	Amosite (Brown) Asbestos	Chrysotile (White) Asbestos	Crocidolite (Blue) Asbestos	Fibrous Actinolite	Fibrous Anthophyllite	Fibrous Tremolite	Non-Asbestos Fibre
Cust. Sample Ref. Depth (m) Sample Type Date Sampled Date Receieved SDG Original Sample Method Number	SP9AES 0.30 - 0.50 SOLID 01/10/2019 00:00:00 04/10/2019 15:40:00 191004-110 20875281 TM048	10/10/19	Andrzej Ferfecki	-	Not Detected (#)	Not Detected (#)	Not Detected (#)	Not Detected (#)	Not Detected (#)	Not Detected (#)	Not Detected
Cust. Sample Ref. Depth (m) Sample Type Date Sampled Date Receieved SDG Original Sample Method Number	SP21AES 0.80 - 1.00 SOLID 01/10/2019 00:00:00 04/10/2019 15:40:00 191004-110 20874953 TM048	10/10/19	Andrzej Ferfecki	-	Not Detected (#)	Not Detected (#)	Not Detected (#)	Not Detected (#)	Not Detected (#)	Not Detected (#)	Not Detected
Cust. Sample Ref. Depth (m) Sample Type Date Sampled Date Receieved SDG Original Sample Method Number	SP22AES 0.20 - 0.40 SOLID 02/10/2019 00:00:00 04/10/2019 15:40:00 191004-110 20875101 TM048	10/10/2019	Marcin Magdziarek	-	Not Detected (#)	Not Detected (#)	Not Detected (#)	Not Detected (#)	Not Detected (#)	Not Detected (#)	Not Detected
Cust. Sample Ref. Depth (m) Sample Type Date Sampled Date Receieved SDG Original Sample Method Number	SP23AES 0.50 - 0.70 SOLID 01/10/2019 00:00:00 04/10/2019 15:40:00 191004-110 20874939 TM048	10/10/2019	Marcin Magdziarek	-	Not Detected (#)	Not Detected (#)	Not Detected (#)	Not Detected (#)	Not Detected (#)	Not Detected (#)	Not Detected
Cust. Sample Ref. Depth (m) Sample Type Date Sampled Date Receieved SDG Original Sample Method Number	SP9BES 0.70 - 1.00 SOLID 01/10/2019 00:00:00 04/10/2019 15:40:00 191004-110 20875297 TM048	09/10/2019	Barbara Urbanek-Walsh	-	Not Detected (#)	Not Detected (#)	Not Detected (#)	Not Detected (#)	Not Detected (#)	Not Detected (#)	Not Detected
Cust. Sample Ref. Depth (m) Sample Type Date Sampled Date Receieved SDG Original Sample Method Number	SP21BES 0.50 - 0.70 SOLID 01/10/2019 00:00:00 04/10/2019 15:40:00 191004-110 20874976 TM048	10/10/19	Andrzej Ferfecki	-	Not Detected (#)	Not Detected (#)	Not Detected (#)	Not Detected (#)	Not Detected (#)	Not Detected (#)	Not Detected
Cust. Sample Ref. Depth (m) Sample Type Date Sampled Date Receieved SDG Original Sample Method Number	SP22BES 0.40 - 0.60 SOLID 02/10/2019 00:00:00 04/10/2019 15:40:00 191004-110 20875109 TM048	10/10/2019	Marcin Magdziarek	-	Not Detected (#)	Not Detected (#)	Not Detected (#)	Not Detected (#)	Not Detected (#)	Not Detected (#)	Not Detected
Cust. Sample Ref. Depth (m) Sample Type Date Sampled Date Receieved SDG Original Sample Method Number	SP23BES 0.70 - 1.00 SOLID 01/10/2019 00:00:00 04/10/2019 15:40:00 191004-110 20874945 TM048	10/10/19	Andrzej Ferfecki	-	Not Detected (#)	Not Detected (#)	Not Detected (#)	Not Detected (#)	Not Detected (#)	Not Detected (#)	Not Detected
Cust. Sample Ref. Depth (m) Sample Type Date Sampled Date Receieved SDG Original Sample Method Number	SP9CES 0.80 - 1.00 SOLID 01/10/2019 00:00:00 04/10/2019 15:40:00 191004-110 20874835 TM048	09/10/2019	Barbara Urbanek-Walsh	-	Not Detected (#)	Detected (#)	Not Detected (#)	Not Detected (#)	Not Detected (#)	Not Detected (#)	Not Detected

Validated

CERTIFICATE OF ANALYSIS

SDG:	191004-110	**Client Reference:**	70053735	**Report Number:**	527697
Location:	Maylands	**Order Number:**	70053735-S01	**Superseded Report:**	527629

		Date of Analysis	Analysed By	Comments	Amosite (Brown) Asbestos	Chrysotile (White) Asbestos	Crocidolite (Blue) Asbestos	Fibrous Actinolite	Fibrous Anthophyllite	Fibrous Tremolite	Non-Asbestos Fibre
Cust. Sample Ref. Depth (m) Sample Type Date Sampled Date Receieved SDG Original Sample Method Number	SP21CES 0.30 - 0.50 SOLID 01/10/2019 00:00:00 04/10/2019 15:40:00 191004-110 20874988 TM048	10/10/2019	Marcin Magdziarek	-	Not Detected (#)	Not Detected (#)	Not Detected (#)	Not Detected (#)	Not Detected (#)	Not Detected (#)	Not Detected
Cust. Sample Ref. Depth (m) Sample Type Date Sampled Date Receieved SDG Original Sample Method Number	SP22CES 0.60 - 0.80 SOLID 02/10/2019 00:00:00 04/10/2019 15:40:00 191004-110 20875115 TM048	10/10/2019	Lucy Caroe	Loose fibres in soil	Detected (#)	Detected (#)	Not Detected (#)	Not Detected (#)	Not Detected (#)	Not Detected (#)	Not Detected
Cust. Sample Ref. Depth (m) Sample Type Date Sampled Date Receieved SDG Original Sample Method Number	SP9DES 0.90 - 1.10 SOLID 01/10/2019 00:00:00 04/10/2019 15:40:00 191004-110 20874845 TM048	10/10/19	Andrzej Ferfecki	-	Not Detected (#)	Not Detected (#)	Not Detected (#)	Not Detected (#)	Not Detected (#)	Not Detected (#)	Not Detected
Cust. Sample Ref. Depth (m) Sample Type Date Sampled Date Receieved SDG Original Sample Method Number	SP22DES 0.80 - 1.00 SOLID 04/10/2019 00:00:00 04/10/2019 15:40:00 191004-110 20875123 TM048	10/10/2019	Barbara Urbanek-Walsh	Loose fibres in soil.	Not Detected (#)	Detected (#)	Not Detected (#)	Not Detected (#)	Not Detected (#)	Not Detected (#)	Not Detected
Cust. Sample Ref. Depth (m) Sample Type Date Sampled Date Receieved SDG Original Sample Method Number	SP9EES 0.50 - 0.70 SOLID 01/10/2019 00:00:00 04/10/2019 15:40:00 191004-110 20874856 TM048	11/10/19	Andrzej Ferfecki	-	Not Detected (#)	Not Detected (#)	Not Detected (#)	Not Detected (#)	Not Detected (#)	Not Detected (#)	Not Detected
Cust. Sample Ref. Depth (m) Sample Type Date Sampled Date Receieved SDG Original Sample Method Number	SP21EES 0.30 - 0.50 SOLID 01/10/2019 00:00:00 04/10/2019 15:40:00 191004-110 20874998 TM048	10/10/2019	Agnieszka Chelmowska	-	Not Detected (#)	Not Detected (#)	Not Detected (#)	Not Detected (#)	Not Detected (#)	Not Detected (#)	Not Detected
Cust. Sample Ref. Depth (m) Sample Type Date Sampled Date Receieved SDG Original Sample Method Number	SP22EES 0.20 - 0.40 SOLID 02/10/2019 00:00:00 04/10/2019 15:40:00 191004-110 20875129 TM048	10/10/2019	Lucy Caroe	-	Not Detected (#)	Not Detected (#)	Not Detected (#)	Not Detected (#)	Not Detected (#)	Not Detected (#)	Detected
Cust. Sample Ref. Depth (m) Sample Type Date Sampled Date Receieved SDG Original Sample Method Number	SP9FES 0.80 - 1.00 SOLID 01/10/2019 00:00:00 04/10/2019 15:40:00 191004-110 20874863 TM048	09/10/2019	Barbara Urbanek-Walsh	-	Not Detected (#)	Not Detected (#)	Not Detected (#)	Not Detected (#)	Not Detected (#)	Not Detected (#)	Not Detected
Cust. Sample Ref. Depth (m) Sample Type Date Sampled Date Receieved SDG Original Sample Method Number	SP21FES 0.40 - 0.60 SOLID 01/10/2019 00:00:00 04/10/2019 15:40:00 191004-110 20875007 TM048	11/10/19	Andrzej Ferfecki	-	Not Detected (#)	Not Detected (#)	Not Detected (#)	Not Detected (#)	Not Detected (#)	Not Detected (#)	Not Detected

Validated

CERTIFICATE OF ANALYSIS

SDG:	191004-110	**Client Reference:**	70053735	**Report Number:**	527697
Location:	Maylands	**Order Number:**	70053735-S01	**Superseded Report:**	527629

		Date of Analysis	Analysed By	Comments	Amosite (Brown) Asbestos	Chrysotile (White) Asbestos	Crocidolite (Blue) Asbestos	Fibrous Actinolite	Fibrous Anthophyllite	Fibrous Tremolite	Non-Asbestos Fibre
Cust. Sample Ref. Depth (m) Sample Type Date Sampled Date Receieved SDG Original Sample Method Number	SP22FES 0.50 - 0.70 SOLID 02/10/2019 00:00:00 04/10/2019 15:40:00 191004-110 20875137 TM048	11/10/2019	Lucy Caroe	-	Not Detected (#)	Not Detected (#)	Not Detected (#)	Not Detected (#)	Not Detected (#)	Not Detected (#)	Not Detected
Cust. Sample Ref. Depth (m) Sample Type Date Sampled Date Receieved SDG Original Sample Method Number	SP21GES 0.20 - 0.40 SOLID 01/10/2019 00:00:00 04/10/2019 15:40:00 191004-110 20875017 TM048	10/10/2019	Marcin Magdziarek	-	Not Detected (#)	Not Detected (#)	Not Detected (#)	Not Detected (#)	Not Detected (#)	Not Detected (#)	Not Detected
Cust. Sample Ref. Depth (m) Sample Type Date Sampled Date Receieved SDG Original Sample Method Number	SP22GES 0.30 - 0.50 SOLID 02/10/2019 00:00:00 04/10/2019 15:40:00 191004-110 20875142 TM048	11/10/2019	Marcin Magdziarek	-	Not Detected (#)	Not Detected (#)	Not Detected (#)	Not Detected (#)	Not Detected (#)	Not Detected (#)	Not Detected
Cust. Sample Ref. Depth (m) Sample Type Date Sampled Date Receieved SDG Original Sample Method Number	SP21HES 0.30 - 0.50 SOLID 01/10/2019 00:00:00 04/10/2019 15:40:00 191004-110 20875025 TM048	11/10/19	Andrzej Ferfecki	-	Not Detected (#)	Not Detected (#)	Not Detected (#)	Not Detected (#)	Not Detected (#)	Not Detected (#)	Not Detected
Cust. Sample Ref. Depth (m) Sample Type Date Sampled Date Receieved SDG Original Sample Method Number	SP22HES 0.50 - 0.80 SOLID 02/10/2019 00:00:00 04/10/2019 15:40:00 191004-110 20875147 TM048	10/10/2019	Barbara Urbanek-Walsh	-	Not Detected (#)	Not Detected (#)	Not Detected (#)	Not Detected (#)	Not Detected (#)	Not Detected (#)	Not Detected
Cust. Sample Ref. Depth (m) Sample Type Date Sampled Date Receieved SDG Original Sample Method Number	SP21IES 0.50 - 0.70 SOLID 01/10/2019 00:00:00 04/10/2019 15:40:00 191004-110 20875037 TM048	10/10/2019	Agnieszka Chelmowska	-	Not Detected (#)	Not Detected (#)	Not Detected (#)	Not Detected (#)	Not Detected (#)	Not Detected (#)	Not Detected
Cust. Sample Ref. Depth (m) Sample Type Date Sampled Date Receieved SDG Original Sample Method Number	SP22IES 0.80 - 1.10 SOLID 02/10/2019 00:00:00 04/10/2019 15:40:00 191004-110 20875158 TM048	10/10/2019	Lucy Caroe	-	Not Detected (#)	Not Detected (#)	Not Detected (#)	Not Detected (#)	Not Detected (#)	Not Detected (#)	Detected
Cust. Sample Ref. Depth (m) Sample Type Date Sampled Date Receieved SDG Original Sample Method Number	SP21JES 0.50 - 0.70 SOLID 01/10/2019 00:00:00 04/10/2019 15:40:00 191004-110 20875045 TM048	09/10/2019	James Richards	-	Not Detected (#)	Not Detected (#)	Not Detected (#)	Not Detected (#)	Not Detected (#)	Not Detected (#)	Not Detected
Cust. Sample Ref. Depth (m) Sample Type Date Sampled Date Receieved SDG Original Sample Method Number	SP22JES 0.20 - 0.40 SOLID 02/10/2019 00:00:00 04/10/2019 15:40:00 191004-110 20875167 TM048	09/10/2019	Barbara Urbanek-Walsh	-	Not Detected (#)	Not Detected (#)	Not Detected (#)	Not Detected (#)	Not Detected (#)	Not Detected (#)	Not Detected

Validated

CERTIFICATE OF ANALYSIS

SDG:	191004-110	**Client Reference:**	70053735	**Report Number:**	527697
Location:	Maylands	**Order Number:**	70053735-S01	**Superseded Report:**	527629

		Date of Analysis	Analysed By	Comments	Amosite (Brown) Asbestos	Chrysotile (White) Asbestos	Crocidolite (Blue) Asbestos	Fibrous Actinolite	Fibrous Anthophyllite	Fibrous Tremolite	Non-Asbestos Fibre
Cust. Sample Ref. Depth (m) Sample Type Date Sampled Date Receieved SDG Original Sample Method Number	SP21KES 0.80 - 1.00 SOLID 01/10/2019 00:00:00 04/10/2019 15:40:00 191004-110 20875053 TM048	10/10/2019	Agnieszka Chelmowska	-	Not Detected (#)	Not Detected (#)	Not Detected (#)	Not Detected (#)	Not Detected (#)	Not Detected (#)	Not Detected
Cust. Sample Ref. Depth (m) Sample Type Date Sampled Date Receieved SDG Original Sample Method Number	SP22KES 0.10 - 0.30 SOLID 02/10/2019 00:00:00 04/10/2019 15:40:00 191004-110 20875180 TM048	11/10/2019	Lucy Caroe	-	Not Detected (#)	Not Detected (#)	Not Detected (#)	Not Detected (#)	Not Detected (#)	Not Detected (#)	Not Detected
Cust. Sample Ref. Depth (m) Sample Type Date Sampled Date Receieved SDG Original Sample Method Number	SP21LES 0.70 - 0.90 SOLID 01/10/2019 00:00:00 04/10/2019 15:40:00 191004-110 20875064 TM048	09/10/2019	James Richards	-	Not Detected (#)	Not Detected (#)	Not Detected (#)	Not Detected (#)	Not Detected (#)	Not Detected (#)	Not Detected
Cust. Sample Ref. Depth (m) Sample Type Date Sampled Date Receieved SDG Original Sample Method Number	SP22LES 0.30 - 0.50 SOLID 02/10/2019 00:00:00 04/10/2019 15:40:00 191004-110 20875185 TM048	10/10/2019	Lucy Caroe	-	Not Detected (#)	Not Detected (#)	Not Detected (#)	Not Detected (#)	Not Detected (#)	Not Detected (#)	Not Detected
Cust. Sample Ref. Depth (m) Sample Type Date Sampled Date Receieved SDG Original Sample Method Number	SP21MES 0.20 - 0.40 SOLID 01/10/2019 00:00:00 04/10/2019 15:40:00 191004-110 20875083 TM048	10/10/19	Andrzej Ferfecki	-	Not Detected (#)	Not Detected (#)	Not Detected (#)	Not Detected (#)	Not Detected (#)	Not Detected (#)	Not Detected
Cust. Sample Ref. Depth (m) Sample Type Date Sampled Date Receieved SDG Original Sample Method Number	SP22MES 0.50 - 0.80 SOLID 02/10/2019 00:00:00 04/10/2019 15:40:00 191004-110 20875192 TM048	10/10/2019	Agnieszka Chelmowska	-	Not Detected (#)	Not Detected (#)	Not Detected (#)	Not Detected (#)	Not Detected (#)	Not Detected (#)	Not Detected
Cust. Sample Ref. Depth (m) Sample Type Date Sampled Date Receieved SDG Original Sample Method Number	SP22NES 0.70 - 0.90 SOLID 02/10/2019 00:00:00 04/10/2019 15:40:00 191004-110 20875202 TM048	10/10/2019	Barbara Urbanek-Walsh	-	Not Detected (#)	Not Detected (#)	Not Detected (#)	Not Detected (#)	Not Detected (#)	Not Detected (#)	Not Detected
Cust. Sample Ref. Depth (m) Sample Type Date Sampled Date Receieved SDG Original Sample Method Number	SP22OES 0.30 - 0.50 SOLID 02/10/2019 00:00:00 04/10/2019 15:40:00 191004-110 20875208 TM048	10/10/2019	Agnieszka Chelmowska	-	Not Detected (#)	Not Detected (#)	Not Detected (#)	Not Detected (#)	Not Detected (#)	Not Detected (#)	Not Detected
Cust. Sample Ref. Depth (m) Sample Type Date Sampled Date Receieved SDG Original Sample Method Number	SP22PES 0.80 - 1.00 SOLID 02/10/2019 00:00:00 04/10/2019 15:40:00 191004-110 20875213 TM048	10/10/2019	Marcin Magdziarek	-	Not Detected (#)	Not Detected (#)	Not Detected (#)	Not Detected (#)	Not Detected (#)	Not Detected (#)	Not Detected

Validated

CERTIFICATE OF ANALYSIS

SDG:	191004-110	**Client Reference:**	70053735	**Report Number:**	527697
Location:	Maylands	**Order Number:**	70053735-S01	**Superseded Report:**	527629

		Date of Analysis	Analysed By	Comments	Amosite (Brown) Asbestos	Chrysotile (White) Asbestos	Crocidolite (Blue) Asbestos	Fibrous Actinolite	Fibrous Anthophyllite	Fibrous Tremolite	Non-Asbestos Fibre
Cust. Sample Ref. Depth (m) Sample Type Date Sampled Date Receieved SDG Original Sample Method Number	SP22QES 0.70 - 0.90 SOLID 02/10/2019 00:00:00 04/10/2019 15:40:00 191004-110 20875218 TM048	11/10/2019	Agnieszka Chelmowska	-	Not Detected (#)	Not Detected (#)	Not Detected (#)	Not Detected (#)	Not Detected (#)	Not Detected (#)	Not Detected
Cust. Sample Ref. Depth (m) Sample Type Date Sampled Date Receieved SDG Original Sample Method Number	SP22RES 1.00 - 1.20 SOLID 02/10/2019 00:00:00 04/10/2019 15:40:00 191004-110 20875231 TM048	10/10/2019	Marcin Magdziarek	-	Not Detected (#)	Not Detected (#)	Not Detected (#)	Not Detected (#)	Not Detected (#)	Not Detected (#)	Not Detected
Cust. Sample Ref. Depth (m) Sample Type Date Sampled Date Receieved SDG Original Sample Method Number	SP22SES 0.90 - 1.10 SOLID 02/10/2019 00:00:00 04/10/2019 15:40:00 191004-110 20875246 TM048	10/10/19	Andrzej Ferfecki	-	Not Detected (#)	Not Detected (#)	Not Detected (#)	Not Detected (#)	Not Detected (#)	Not Detected (#)	Not Detected
Cust. Sample Ref. Depth (m) Sample Type Date Sampled Date Receieved SDG Original Sample Method Number	SP22TES 0.00 - 0.30 SOLID 02/10/2019 00:00:00 04/10/2019 15:40:00 191004-110 20875251 TM048	10/10/2019	Barbara Urbanek-Walsh	-	Not Detected (#)	Not Detected (#)	Not Detected (#)	Not Detected (#)	Not Detected (#)	Not Detected (#)	Not Detected
Cust. Sample Ref. Depth (m) Sample Type Date Sampled Date Receieved SDG Original Sample Method Number	SP22UES 0.50 - 0.80 SOLID 02/10/2019 00:00:00 04/10/2019 15:40:00 191004-110 20875256 TM048	10/10/2019	Barbara Urbanek-Walsh	-	Not Detected (#)	Not Detected (#)	Not Detected (#)	Not Detected (#)	Not Detected (#)	Not Detected (#)	Not Detected

Asbestos Quantification - Full

Results Legend

#	ISO17025 accredited.
M	*m*CERTS accredited.
*	Subcontracted test.
(F)	Trigger breach confirmed
1-5&+§@	Sample deviation (see appendix)

		Additional Asbestos Components	Analysts Comments	Asbestos Quantification - Gravimetric - %	Asbestos Quantification - PCOM Evaluation	Asbestos Quantification - Total - %
Cust. Sample Ref. Depth (m) Sample Type Date Sampled Date Receieved SDG Original Sample Method Number	SP2ES 0.10 - 0.30 SOLID 01/10/2019 00:00:00 04/10/2019 15:40:00 191004-110 20874896 TM304	None (#)	N/C	<0.001 (#)	<0.001 (#)	<0.001 (#)
Cust. Sample Ref. Depth (m) Sample Type Date Sampled Date Receieved SDG Original Sample Method Number	SP6ES 0.50 - 0.70 SOLID 01/10/2019 00:00:00 04/10/2019 15:40:00 191004-110 20874872 TM304	None (#)	N/C	<0.001 (#)	<0.001 (#)	<0.001 (#)
Cust. Sample Ref. Depth (m) Sample Type Date Sampled Date Receieved SDG Original Sample Method Number	SP12ES 0.60 - 0.90 SOLID 01/10/2019 00:00:00 04/10/2019 15:40:00 191004-110 20874913 TM304	None (#)	N/A	0.0025 (#)	<0.001 (#)	0.0025 (#)

CERTIFICATE OF ANALYSIS

SDG:	191004-110	**Client Reference:**	70053735	**Report Number:**	527697
Location:	Maylands	**Order Number:**	70053735-S01	**Superseded Report:**	527629

		Additional Asbestos Components	Analysts Comments	Asbestos Quantification - Gravimetric - %	Asbestos Quantification - PCOM Evaluation	Asbestos Quantification - Total - %
Cust. Sample Ref. Depth (m) Sample Type Date Sampled Date Receieved SDG Original Sample Method Number	SP27ES 0.20 - 0.40 SOLID 01/10/2019 00:00:00 04/10/2019 15:40:00 191004-110 20874916 TM304	None (#)	N/A	0.0176 (#)	<0.001 (#)	0.0176 (#)
Cust. Sample Ref. Depth (m) Sample Type Date Sampled Date Receieved SDG Original Sample Method Number	SP9CES 0.80 - 1.00 SOLID 01/10/2019 00:00:00 04/10/2019 15:40:00 191004-110 20874835 TM304	None (#)	N/C	<0.001 (#)	<0.001 (#)	<0.001 (#)
Cust. Sample Ref. Depth (m) Sample Type Date Sampled Date Receieved SDG Original Sample Method Number	SP22CES 0.60 - 0.80 SOLID 02/10/2019 00:00:00 04/10/2019 15:40:00 191004-110 20875115 TM304	None (#)	N/C	<0.001 (#)	<0.001 (#)	<0.001 (#)
Cust. Sample Ref. Depth (m) Sample Type Date Sampled Date Receieved SDG Original Sample Method Number	SP22DES 0.80 - 1.00 SOLID 04/10/2019 00:00:00 04/10/2019 15:40:00 191004-110 20875123 TM304	None (#)	N/A	0.0012 (#)	<0.001 (#)	0.0012 (#)

Validated

CERTIFICATE OF ANALYSIS

SDG:	191004-110	**Client Reference:**	70053735	**Report Number:**	527697
Location:	Maylands	**Order Number:**	70053735-S01	**Superseded Report:**	527629

CEN 10:1 SINGLE STAGE LEACHATE TEST

CEN ANALYTICAL RESULTS

REF : BS EN 12457/2

Client Reference		**Site Location**	Maylands
Mass Sample taken (kg)	0.101	**Natural Moisture Content (%)**	12.4
Mass of dry sample (kg)	0.090	**Dry Matter Content (%)**	89
Particle Size <4mm	>95%		

Case	
SDG	191004-110
Lab Sample Number(s)	20874939
Sampled Date	01-Oct-2019
Customer Sample Ref.	SP23A ESZ
Depth (m)	0.50 - 0.70

Solid Waste Analysis	**Result**	**Landfill Waste Acceptance Criteria Limits**		
		Inert Waste Landfill	**Stable Non-reactive Hazardous Waste in Non-Hazardous Landfill**	**Hazardous Waste Landfill**
Total Organic Carbon (%)	0.734	3	5	6
Loss on Ignition (%)	6.06	-	-	10
Sum of BTEX (mg/kg)	-	-	-	-
Sum of 7 PCBs (mg/kg)	0.0479	1	-	-
Mineral Oil (mg/kg)	93.7	500	-	-
PAH Sum of 17 (mg/kg)	<10	100	-	-
pH (pH Units)	8.53	-	>6	-
ANC to pH 6 (mol/kg)	0.111	-	-	-
ANC to pH 4 (mol/kg)	0.422	-	-	-

Eluate Analysis	**C_2 Conc^n in 10:1 eluate (mg/l)**		**A_2 10:1 conc^n leached (mg/kg)**		**Limit values for compliance leaching test using BS EN 12457-3 at L/S 10 l/kg**		
	Result	**Limit of Detection**	**Result**	**Limit of Detection**			
Arsenic	0.0015	<0.0005	0.015	<0.005	0.5	2	25
Barium	0.0104	<0.0002	0.104	<0.002	20	100	300
Cadmium	<0.00008	<0.00008	<0.0008	<0.0008	0.04	1	5
Chromium	0.00122	<0.001	0.0122	<0.01	0.5	10	70
Copper	0.00229	<0.0003	0.0229	<0.003	2	50	100
Mercury Dissolved (CVAF)	<0.00001	<0.00001	<0.0001	<0.0001	0.01	0.2	2
Molybdenum	0.00402	<0.003	0.0402	<0.03	0.5	10	30
Nickel	0.000545	<0.0004	0.00545	<0.004	0.4	10	40
Lead	<0.0002	<0.0002	<0.002	<0.002	0.5	10	50
Antimony	0.00117	<0.001	0.0117	<0.01	0.06	0.7	5
Selenium	<0.001	<0.001	<0.01	<0.01	0.1	0.5	7
Zinc	<0.001	<0.001	<0.01	<0.01	4	50	200
Chloride	<2	<2	<20	<20	800	15000	25000
Fluoride	0.968	<0.5	9.68	<5	10	150	500
Sulphate (soluble)	33	<2	330	<20	1000	20000	50000
Total Dissolved Solids	143	<5	1430	<50	4000	60000	100000
Total Monohydric Phenols (W)	<0.016	<0.016	<0.16	<0.16	1	-	-
Dissolved Organic Carbon	4.09	<3	40.9	<30	500	800	1000

Leach Test Information

Date Prepared	06-Oct-2019
pH (pH Units)	7.92
Conductivity (µS/cm)	180.00
Temperature (ºC)	18.90
Volume Leachant (Litres)	0.889

Solid Results are expressed on a dry weight basis, after correction for moisture content where applicable
Stated limits are for guidance only and ALS Environmental cannot be held responsible for any discrepancies with current legislation
Mcerts Certification does not apply to leachates

30/10/2019 17:06:19

Validated

CERTIFICATE OF ANALYSIS

SDG:	191004-110	**Client Reference:**	70053735	**Report Number:**	527697
Location:	Maylands	**Order Number:**	70053735-S01	**Superseded Report:**	527629

CEN 10:1 SINGLE STAGE LEACHATE TEST

CEN ANALYTICAL RESULTS

REF : BS EN 12457/2

Client Reference		**Site Location**	Maylands
Mass Sample taken (kg)	0.103	**Natural Moisture Content (%)**	14.9
Mass of dry sample (kg)	0.090	**Dry Matter Content (%)**	87
Particle Size <4mm	>95%		

Case	
SDG	191004-110
Lab Sample Number(s)	20874976
Sampled Date	01-Oct-2019
Customer Sample Ref.	SP21B ESZ
Depth (m)	0.50 - 0.70

Solid Waste Analysis	**Result**	**Landfill Waste Acceptance Criteria Limits**		
		Inert Waste Landfill	**Stable Non-reactive Hazardous Waste in Non-Hazardous Landfill**	**Hazardous Waste Landfill**
Total Organic Carbon (%)	0.999	3	5	6
Loss on Ignition (%)	5.99	-	-	10
Sum of BTEX (mg/kg)	-	-	-	-
Sum of 7 PCBs (mg/kg)	0.0295	1	-	-
Mineral Oil (mg/kg)	62.1	500	-	-
PAH Sum of 17 (mg/kg)	<10	100	-	-
pH (pH Units)	8.66	-	>6	-
ANC to pH 6 (mol/kg)	0.113	-	-	-
ANC to pH 4 (mol/kg)	0.273	-	-	-

Eluate Analysis	**C_2** Conc^n in 10:1 eluate (mg/l)		**A_2** 10:1 conc^n leached (mg/kg)		**Limit values for compliance leaching test using BS EN 12457-3 at L/S 10 l/kg**		
	Result	**Limit of Detection**	**Result**	**Limit of Detection**			
Arsenic	<0.0005	<0.0005	<0.005	<0.005	0.5	2	25
Barium	0.0136	<0.0002	0.136	<0.002	20	100	300
Cadmium	<0.00008	<0.00008	<0.0008	<0.0008	0.04	1	5
Chromium	<0.001	<0.001	<0.01	<0.01	0.5	10	70
Copper	0.00125	<0.0003	0.0125	<0.003	2	50	100
Mercury Dissolved (CVAF)	<0.00001	<0.00001	<0.0001	<0.0001	0.01	0.2	2
Molybdenum	0.0106	<0.003	0.106	<0.03	0.5	10	30
Nickel	0.000488	<0.0004	0.00488	<0.004	0.4	10	40
Lead	<0.0002	<0.0002	<0.002	<0.002	0.5	10	50
Antimony	<0.001	<0.001	<0.01	<0.01	0.06	0.7	5
Selenium	<0.001	<0.001	<0.01	<0.01	0.1	0.5	7
Zinc	0.0011	<0.001	0.011	<0.01	4	50	200
Chloride	<2	<2	<20	<20	800	15000	25000
Fluoride	1.05	<0.5	10.5	<5	10	150	500
Sulphate (soluble)	58.3	<2	583	<20	1000	20000	50000
Total Dissolved Solids	153	<5	1530	<50	4000	60000	100000
Total Monohydric Phenols (W)	<0.016	<0.016	<0.16	<0.16	1	-	-
Dissolved Organic Carbon	3.89	<3	38.9	<30	500	800	1000

Leach Test Information

Date Prepared	06-Oct-2019
pH (pH Units)	8.84
Conductivity (µS/cm)	231.00
Temperature (ºC)	19.50
Volume Leachant (Litres)	0.887

Solid Results are expressed on a dry weight basis, after correction for moisture content where applicable
Stated limits are for guidance only and ALS Environmental cannot be held responsible for any discrepancies with current legislation
Mcerts Certification does not apply to leachates

30/10/2019 17:06:19

Validated

CERTIFICATE OF ANALYSIS

SDG:	191004-110	**Client Reference:**	70053735	**Report Number:**	527697
Location:	Maylands	**Order Number:**	70053735-S01	**Superseded Report:**	527629

CEN 10:1 SINGLE STAGE LEACHATE TEST

CEN ANALYTICAL RESULTS

REF : BS EN 12457/2

Client Reference		**Site Location**	Maylands
Mass Sample taken (kg)	0.115	**Natural Moisture Content (%)**	28.2
Mass of dry sample (kg)	0.090	**Dry Matter Content (%)**	78
Particle Size <4mm	>95%		

Case	
SDG	191004-110
Lab Sample Number(s)	20875115
Sampled Date	02-Oct-2019
Customer Sample Ref.	SP22C ESZ
Depth (m)	0.60 - 0.80

Solid Waste Analysis	**Result**	**Landfill Waste Acceptance Criteria Limits**		
		Inert Waste Landfill	**Stable Non-reactive Hazardous Waste in Non-Hazardous Landfill**	**Hazardous Waste Landfill**
Total Organic Carbon (%)	0.394	3	5	6
Loss on Ignition (%)	7.87	-	-	10
Sum of BTEX (mg/kg)	-	-	-	-
Sum of 7 PCBs (mg/kg)	<0.021	1	-	-
Mineral Oil (mg/kg)	<1	500	-	-
PAH Sum of 17 (mg/kg)	<10	100	-	-
pH (pH Units)	8.22	-	>6	-
ANC to pH 6 (mol/kg)	0.0413	-	-	-
ANC to pH 4 (mol/kg)	0.095	-	-	-

Eluate Analysis	**C_2** Conc^n in 10:1 eluate (mg/l)		**A_2** 10:1 conc^n leached (mg/kg)		**Limit values for compliance leaching test using BS EN 12457-3 at L/S 10 l/kg**		
	Result	**Limit of Detection**	**Result**	**Limit of Detection**			
Arsenic	<0.0005	<0.0005	<0.005	<0.005	0.5	2	25
Barium	0.007	<0.0002	0.07	<0.002	20	100	300
Cadmium	<0.00008	<0.00008	<0.0008	<0.0008	0.04	1	5
Chromium	0.00124	<0.001	0.0124	<0.01	0.5	10	70
Copper	0.000492	<0.0003	0.00492	<0.003	2	50	100
Mercury Dissolved (CVAF)	<0.00001	<0.00001	<0.0001	<0.0001	0.01	0.2	2
Molybdenum	<0.003	<0.003	<0.03	<0.03	0.5	10	30
Nickel	<0.0004	<0.0004	<0.004	<0.004	0.4	10	40
Lead	<0.0002	<0.0002	<0.002	<0.002	0.5	10	50
Antimony	<0.001	<0.001	<0.01	<0.01	0.06	0.7	5
Selenium	<0.001	<0.001	<0.01	<0.01	0.1	0.5	7
Zinc	<0.001	<0.001	<0.01	<0.01	4	50	200
Chloride	<2	<2	<20	<20	800	15000	25000
Fluoride	0.721	<0.5	7.21	<5	10	150	500
Sulphate (soluble)	14.9	<2	149	<20	1000	20000	50000
Total Dissolved Solids	108	<5	1080	<50	4000	60000	100000
Total Monohydric Phenols (W)	<0.016	<0.016	<0.16	<0.16	1	-	-
Dissolved Organic Carbon	<3	<3	<30	<30	500	800	1000

Leach Test Information

Date Prepared	07-Oct-2019
pH (pH Units)	8.44
Conductivity (µS/cm)	144.00
Temperature (ºC)	20.10
Volume Leachant (Litres)	0.875

Solid Results are expressed on a dry weight basis, after correction for moisture content where applicable
Stated limits are for guidance only and ALS Environmental cannot be held responsible for any discrepancies with current legislation
Mcerts Certification does not apply to leachates

30/10/2019 17:06:19

Validated

CERTIFICATE OF ANALYSIS

SDG:	191004-110	**Client Reference:**	70053735	**Report Number:**	527697
Location:	Maylands	**Order Number:**	70053735-S01	**Superseded Report:**	527629

CEN 10:1 SINGLE STAGE LEACHATE TEST

CEN ANALYTICAL RESULTS

REF : BS EN 12457/2

Client Reference		**Site Location**	Maylands
Mass Sample taken (kg)	0.110	**Natural Moisture Content (%)**	22
Mass of dry sample (kg)	0.090	**Dry Matter Content (%)**	82
Particle Size <4mm	>95%		

Case	
SDG	191004-110
Lab Sample Number(s)	20875297
Sampled Date	01-Oct-2019
Customer Sample Ref.	SP9B ESZ
Depth (m)	0.70 - 1.00

Solid Waste Analysis	**Result**	**Landfill Waste Acceptance Criteria Limits**		
		Inert Waste Landfill	**Stable Non-reactive Hazardous Waste in Non-Hazardous Landfill**	**Hazardous Waste Landfill**
Total Organic Carbon (%)	0.981	3	5	6
Loss on Ignition (%)	4.1	-	-	10
Sum of BTEX (mg/kg)	-	-	-	-
Sum of 7 PCBs (mg/kg)	<0.021	1	-	-
Mineral Oil (mg/kg)	52.6	500	-	-
PAH Sum of 17 (mg/kg)	<10	100	-	-
pH (pH Units)	9.62	-	>6	-
ANC to pH 6 (mol/kg)	0.0638	-	-	-
ANC to pH 4 (mol/kg)	0.24	-	-	-

Eluate Analysis	**C_2 Conc^n in 10:1 eluate (mg/l)**		**A_2 10:1 conc^n leached (mg/kg)**		**Limit values for compliance leaching test using BS EN 12457-3 at L/S 10 l/kg**		
	Result	**Limit of Detection**	**Result**	**Limit of Detection**			
Arsenic	0.0069	<0.0005	0.069	<0.005	0.5	2	25
Barium	0.0108	<0.0002	0.108	<0.002	20	100	300
Cadmium	<0.00008	<0.00008	<0.0008	<0.0008	0.04	1	5
Chromium	0.00503	<0.001	0.0503	<0.01	0.5	10	70
Copper	0.00559	<0.0003	0.0559	<0.003	2	50	100
Mercury Dissolved (CVAF)	0.0000128	<0.00001	0.000128	<0.0001	0.01	0.2	2
Molybdenum	0.0076	<0.003	0.076	<0.03	0.5	10	30
Nickel	0.000892	<0.0004	0.00892	<0.004	0.4	10	40
Lead	<0.0002	<0.0002	<0.002	<0.002	0.5	10	50
Antimony	0.0026	<0.001	0.026	<0.01	0.06	0.7	5
Selenium	0.00247	<0.001	0.0247	<0.01	0.1	0.5	7
Zinc	0.00106	<0.001	0.0106	<0.01	4	50	200
Chloride	2.4	<2	24	<20	800	15000	25000
Fluoride	1.07	<0.5	10.7	<5	10	150	500
Sulphate (soluble)	83.1	<2	831	<20	1000	20000	50000
Total Dissolved Solids	209	<5	2090	<50	4000	60000	100000
Total Monohydric Phenols (W)	<0.016	<0.016	<0.16	<0.16	1	-	-
Dissolved Organic Carbon	5.79	<3	57.9	<30	500	800	1000

Leach Test Information

Date Prepared	06-Oct-2019
pH (pH Units)	10.57
Conductivity (µS/cm)	286.00
Temperature (ºC)	19.60
Volume Leachant (Litres)	0.880

Solid Results are expressed on a dry weight basis, after correction for moisture content where applicable
Stated limits are for guidance only and ALS Environmental cannot be held responsible for any discrepancies with current legislation
Mcerts Certification does not apply to leachates

30/10/2019 17:06:19

Table of Results - Appendix

Method No	Reference	Description
PM024	Modified BS 1377	Soil preparation including homogenisation, moisture screens of soils for Asbestos Containing Material
PM115		Leaching Procedure for CEN One Stage Leach Test 2:1 & 10:1 1 Step
TM018	BS 1377: Part 3 1990	Determination of Loss on Ignition
TM048	HSG 248, Asbestos: The analysts' guide for sampling, analysis and clearance procedures	Identification of Asbestos in Bulk Material
TM061	Method for the Determination of EPH,Massachusetts Dept.of EP, 1998	Determination of Extractable Petroleum Hydrocarbons by GC-FID (C10-C40)
TM089	Modified: US EPA Methods 8020 & 602	Determination of Gasoline Range Hydrocarbons (GRO) by Headspace GC-FID (C4-C12)
TM090	Method 5310, AWWA/APHA, 20th Ed., 1999 / Modified: US EPA Method 415.1 & 9060	Determination of Total Organic Carbon/Total Inorganic Carbon in Water and Waste Water
TM104	Method 4500F, AWWA/APHA, 20th Ed., 1999	Determination of Fluoride using the Kone Analyser
TM116	Modified: US EPA Method 8260, 8120, 8020, 624, 610 & 602	Determination of Volatile Organic Compounds by Headspace / GC-MS
TM123	BS 2690: Part 121:1981	The Determination of Total Dissolved Solids in Water
TM132	In - house Method	ELTRA CS800 Operators Guide
TM133	BS 1377: Part 3 1990;BS 6068-2.5	Determination of pH in Soil and Water using the GLpH pH Meter
TM151	Method 3500D, AWWA/APHA, 20th Ed., 1999	Determination of Hexavalent Chromium using Kone analyser
TM152	Method 3125B, AWWA/APHA, 20th Ed., 1999	Analysis of Aqueous Samples by ICP-MS
TM153	Method 4500A,B,C, I, M AWWA/APHA, 20th Ed., 1999	Determination of Total Cyanide, Free (Easily Liberatable) Cyanide and Thiocyanate using the Skalar SANS+ System Segmented Flow Analyser
TM157	HP 6890 Gas Chromatograph (GC) system and HP 5973 Mass Selective Detector (MSD).	Determination of SVOC in Soils by GC-MS extracted by sonication in DCM/Acetone
TM168	EPA Method 8082, Polychlorinated Biphenyls by Gas Chromatography	Determination of WHO12 and EC7 Polychlorinated Biphenyl Congeners by GC-MS in Soils
TM173	Analysis of Petroleum Hydrocarbons in Environmental Media – Total Petroleum Hydrocarbon Criteria	Determination of Speciated Extractable Petroleum Hydrocarbons in Soils by GC-FID
TM181	US EPA Method 6010B	Determination of Routine Metals in Soil by iCap 6500 Duo ICP-OES
TM182	CEN/TC 292 - WI 292046-chacterization of waste-leaching Behaviour Tests- Acid and Base Neutralization Capacity Test	Determination of Acid Neutralisation Capacity (ANC) Using Autotitration in Soils
TM183	BS EN 23506:2002, (BS 6068-2.74:2002) ISBN 0 580 38924 3	Determination of Trace Level Mercury in Waters and Leachates by PSA Cold Vapour Atomic Fluorescence Spectrometry
TM184	EPA Methods 325.1 & 325.2,	The Determination of Anions in Aqueous Matrices using the Kone Spectrophotometric Analysers
TM218	Shaker extraction - EPA method 3546.	The determination of PAH in soil samples by GC-MS
TM222	In-House Method	Determination of Hot Water Soluble Boron in Soils (10:1 Water:soil) by IRIS Emission Spectrometer
TM243		Mixed Anions In Soils By Kone
TM259	by HPLC	Determination of Phenols in Waters and Leachates by HPLC
TM304	HSE Contract research Report no 83/1996	Asbestos Quantification in Soil: Fibres identified by morphology only
TM410	Shaker extraction-In house coronene method	Determination of Coronene in soils by GCMS

NA = not applicable.

Chemical testing (unless subcontracted) performed at ALS Environmental Hawarden (Method codes TM) or ALS Environmental Aberdeen (Method codes S).

Validated

CERTIFICATE OF ANALYSIS

SDG:	191004-110	**Client Reference:**	70053735	**Report Number:**	527697
Location:	Maylands	**Order Number:**	70053735-S01	**Superseded Report:**	527629

Test Completion Dates

Lab Sample No(s)	20874818	20874896	20874963	20875076	20875155	20874872	20875239	20875272	20874911	20874913
Customer Sample Ref.	SP1	SP2	SP3	SP4	SP5	SP6	SP7	SP8	SP11	SP12
AGS Ref.	ES	ES	ES	ES	ES	ES	ES	ES	ES	ES
Depth	0.10 - 0.30	0.10 - 0.30	0.30 - 0.50	0.00 - 0.20	0.30 - 0.50	0.50 - 0.70	0.30 - 0.50	0.50 - 0.70	0.20 - 0.40	0.60 - 0.90
Type	Soil/Solid (S)	Soil/Solid (S)	Soil/Solid (S)	Soil/Solid (S)	Soil/Solid (S)	Soil/Solid (S)	Soil/Solid (S)	Soil/Solid (S)	Soil/Solid (S)	Soil/Solid (S)
ANC at pH4 and ANC at pH 6				14-Oct-2019						
Anions by Kone (w)				11-Oct-2019						
Asbestos ID in Solid Samples	10-Oct-2019	10-Oct-2019	10-Oct-2019	10-Oct-2019	10-Oct-2019	09-Oct-2019	10-Oct-2019	10-Oct-2019	10-Oct-2019	10-Oct-2019
Asbestos Quantification - Full		21-Oct-2019				16-Oct-2019				21-Oct-2019
Boron Water Soluble	09-Oct-2019	09-Oct-2019	09-Oct-2019	11-Oct-2019			09-Oct-2019	10-Oct-2019		
CEN 10:1 Leachate (1 Stage)				09-Oct-2019						
CEN Readings				11-Oct-2019						
Coronene				11-Oct-2019						
Dissolved Metals by ICP-MS				11-Oct-2019						
Dissolved Organic/Inorganic Carbon				11-Oct-2019						
EPH CWG (Aliphatic) GC (S)	09-Oct-2019	09-Oct-2019	09-Oct-2019	10-Oct-2019			09-Oct-2019	09-Oct-2019		
EPH CWG (Aromatic) GC (S)	09-Oct-2019	09-Oct-2019	09-Oct-2019	10-Oct-2019			09-Oct-2019	09-Oct-2019		
Fluoride				11-Oct-2019						
GRO by GC-FID (S)	10-Oct-2019	10-Oct-2019	10-Oct-2019	10-Oct-2019			09-Oct-2019	08-Oct-2019		
Hexavalent Chromium (s)	11-Oct-2019	11-Oct-2019	11-Oct-2019	11-Oct-2019			11-Oct-2019	11-Oct-2019		
Loss on Ignition in soils				10-Oct-2019						
Mercury Dissolved				11-Oct-2019						
Metals in solid samples by OES	09-Oct-2019	09-Oct-2019	09-Oct-2019	11-Oct-2019			09-Oct-2019	09-Oct-2019		
Mineral Oil				10-Oct-2019						
PAH 16 & 17 Calc				11-Oct-2019						
PAH by GCMS	10-Oct-2019	10-Oct-2019	10-Oct-2019	10-Oct-2019			09-Oct-2019	10-Oct-2019		
PCBs by GCMS				11-Oct-2019						
pH	11-Oct-2019	11-Oct-2019	11-Oct-2019	11-Oct-2019			11-Oct-2019	11-Oct-2019		
Phenols by HPLC (W)				12-Oct-2019						
Sample description	05-Oct-2019	05-Oct-2019	05-Oct-2019	05-Oct-2019			05-Oct-2019	05-Oct-2019		
Total Dissolved Solids				11-Oct-2019						
Total Organic Carbon				10-Oct-2019						
TPH CWG GC (S)	10-Oct-2019	10-Oct-2019	10-Oct-2019	10-Oct-2019			09-Oct-2019	09-Oct-2019		
VOC MS (S)	09-Oct-2019	09-Oct-2019	09-Oct-2019	11-Oct-2019			09-Oct-2019	08-Oct-2019		

Lab Sample No(s)	20874876	20874879	20874886	20874892	20874894	20874906	20874918	20874924	20874932	20875095
Customer Sample Ref.	SP13	SP14	SP15	SP16	SP17	SP18	SP20	SP24	SP25	SP26
AGS Ref.	ES	ES	ES	ES	ES	ES	ES	ES	ES	ES
Depth	0.30 - 0.50	0.20 - 0.40	0.10 - 0.30	0.50 - 0.70	0.10 - 0.30	0.30 - 0.50	0.30 - 0.50	0.40 - 0.80	0.20 - 0.40	0.10 - 0.30
Type	Soil/Solid (S)	Soil/Solid (S)	Soil/Solid (S)	Soil/Solid (S)	Soil/Solid (S)	Soil/Solid (S)	Soil/Solid (S)	Soil/Solid (S)	Soil/Solid (S)	Soil/Solid (S)
Asbestos ID in Solid Samples	11-Oct-2019			10-Oct-2019	10-Oct-2019	10-Oct-2019	10-Oct-2019			10-Oct-2019
Boron Water Soluble							09-Oct-2019			09-Oct-2019
EPH CWG (Aliphatic) GC (S)							09-Oct-2019			09-Oct-2019
EPH CWG (Aromatic) GC (S)							09-Oct-2019			09-Oct-2019
GRO by GC-FID (S)							11-Oct-2019			08-Oct-2019
Hexavalent Chromium (s)							11-Oct-2019			11-Oct-2019
Metals in solid samples by OES							09-Oct-2019			09-Oct-2019
PAH by GCMS		11-Oct-2019	10-Oct-2019				10-Oct-2019	10-Oct-2019	10-Oct-2019	09-Oct-2019
pH		11-Oct-2019	08-Oct-2019				11-Oct-2019	08-Oct-2019	11-Oct-2019	11-Oct-2019
Sample description		05-Oct-2019	05-Oct-2019				05-Oct-2019	05-Oct-2019	05-Oct-2019	05-Oct-2019
TPH CWG GC (S)							11-Oct-2019			09-Oct-2019
VOC MS (S)							09-Oct-2019			08-Oct-2019

Validated

CERTIFICATE OF ANALYSIS

SDG:	191004-110	**Client Reference:**	70053735	**Report Number:**	527697
Location:	Maylands	**Order Number:**	70053735-S01	**Superseded Report:**	527629

Lab Sample No(s)	20874916	20875281	20875268	20874953	20875101	20874939	20875297	20874976	20875109	20874945
Customer Sample Ref.	SP27	SP9A	SP15A	SP21A	SP22A	SP23A	SP9B	SP21B	SP22B	SP23B
AGS Ref.	ES	ES	ES	ES	ES	ES	ES	ES	ES	ES
Depth	0.20 - 0.40	0.30 - 0.50	0.00 - 0.20	0.80 - 1.00	0.20 - 0.40	0.50 - 0.70	0.70 - 1.00	0.50 - 0.70	0.40 - 0.60	0.70 - 1.00
Type	Soil/Solid (S)	Soil/Solid (S)	Soil/Solid (S)	Soil/Solid (S)	Soil/Solid (S)	Soil/Solid (S)	Soil/Solid (S)	Soil/Solid (S)	Soil/Solid (S)	Soil/Solid (S)
ANC at pH4 and ANC at pH 6						14-Oct-2019	14-Oct-2019	14-Oct-2019		
Anions by Kone (soil)		08-Oct-2019		08-Oct-2019	08-Oct-2019					08-Oct-2019
Anions by Kone (w)						10-Oct-2019	10-Oct-2019	10-Oct-2019		
Asbestos ID in Solid Samples	10-Oct-2019	10-Oct-2019		10-Oct-2019	10-Oct-2019	10-Oct-2019	09-Oct-2019	10-Oct-2019	10-Oct-2019	10-Oct-2019
Asbestos Quantification - Full	21-Oct-2019									
Boron Water Soluble		09-Oct-2019		09-Oct-2019	09-Oct-2019	09-Oct-2019	09-Oct-2019	09-Oct-2019	10-Oct-2019	09-Oct-2019
CEN 10:1 Leachate (1 Stage)						08-Oct-2019	08-Oct-2019	08-Oct-2019		
CEN Readings						10-Oct-2019	11-Oct-2019	11-Oct-2019		
Coronene						11-Oct-2019	14-Oct-2019	14-Oct-2019		
Cyanide Comp/Free/Total/Thiocyanate		10-Oct-2019		10-Oct-2019	10-Oct-2019					10-Oct-2019
Dissolved Metals by ICP-MS						11-Oct-2019	11-Oct-2019	11-Oct-2019		
Dissolved Organic/Inorganic Carbon						10-Oct-2019	10-Oct-2019	10-Oct-2019		
EPH CWG (Aliphatic) GC (S)		09-Oct-2019		09-Oct-2019	09-Oct-2019	09-Oct-2019	09-Oct-2019	09-Oct-2019	09-Oct-2019	09-Oct-2019
EPH CWG (Aromatic) GC (S)		09-Oct-2019		09-Oct-2019	09-Oct-2019	09-Oct-2019	09-Oct-2019	09-Oct-2019	09-Oct-2019	09-Oct-2019
Fluoride						10-Oct-2019	10-Oct-2019	10-Oct-2019		
GRO by GC-FID (S)		10-Oct-2019		09-Oct-2019	09-Oct-2019	11-Oct-2019	09-Oct-2019	09-Oct-2019	09-Oct-2019	09-Oct-2019
Hexavalent Chromium (s)		11-Oct-2019		11-Oct-2019	08-Oct-2019	11-Oct-2019	11-Oct-2019	08-Oct-2019	11-Oct-2019	11-Oct-2019
Loss on Ignition in soils						09-Oct-2019	15-Oct-2019	15-Oct-2019		
Mercury Dissolved						10-Oct-2019	10-Oct-2019	10-Oct-2019		
Metals in solid samples by OES		10-Oct-2019		09-Oct-2019	09-Oct-2019	09-Oct-2019	10-Oct-2019	09-Oct-2019	10-Oct-2019	09-Oct-2019
Mineral Oil						09-Oct-2019	14-Oct-2019	14-Oct-2019		
PAH 16 & 17 Calc						11-Oct-2019	11-Oct-2019	09-Oct-2019		
PAH by GCMS		10-Oct-2019		10-Oct-2019	10-Oct-2019	10-Oct-2019	14-Oct-2019	14-Oct-2019	09-Oct-2019	10-Oct-2019
PCBs by GCMS		11-Oct-2019		11-Oct-2019	11-Oct-2019	11-Oct-2019	16-Oct-2019	16-Oct-2019		11-Oct-2019
pH		11-Oct-2019		11-Oct-2019	11-Oct-2019	11-Oct-2019	10-Oct-2019	11-Oct-2019	11-Oct-2019	11-Oct-2019
Phenols by HPLC (W)						12-Oct-2019	12-Oct-2019	11-Oct-2019		
Sample description		05-Oct-2019	05-Oct-2019	05-Oct-2019	06-Oct-2019	05-Oct-2019	05-Oct-2019	05-Oct-2019	06-Oct-2019	05-Oct-2019
Semi Volatile Organic Compounds		09-Oct-2019		09-Oct-2019	09-Oct-2019					09-Oct-2019
Total Dissolved Solids						10-Oct-2019	10-Oct-2019	10-Oct-2019		
Total Organic Carbon		11-Oct-2019		10-Oct-2019	10-Oct-2019	10-Oct-2019	15-Oct-2019	15-Oct-2019		10-Oct-2019
TPH CWG GC (S)		10-Oct-2019		10-Oct-2019	09-Oct-2019	11-Oct-2019	10-Oct-2019	10-Oct-2019	09-Oct-2019	09-Oct-2019
VOC MS (S)		09-Oct-2019		09-Oct-2019	08-Oct-2019	09-Oct-2019	09-Oct-2019	10-Oct-2019	08-Oct-2019	09-Oct-2019

Lab Sample No(s)	20874835	20874988	20875115	20874845	20875123	20874856	20874998	20875129	20874863	20875007
Customer Sample Ref.	SP9C	SP21C	SP22C	SP9D	SP22D	SP9E	SP21E	SP22E	SP9F	SP21F
AGS Ref.	ES	ES	ES	ES	ES	ES	ES	ES	ES	ES
Depth	0.80 - 1.00	0.30 - 0.50	0.60 - 0.80	0.90 - 1.10	0.80 - 1.00	0.50 - 0.70	0.30 - 0.50	0.20 - 0.40	0.80 - 1.00	0.40 - 0.60
Type	Soil/Solid (S)	Soil/Solid (S)	Soil/Solid (S)	Soil/Solid (S)	Soil/Solid (S)	Soil/Solid (S)	Soil/Solid (S)	Soil/Solid (S)	Soil/Solid (S)	Soil/Solid (S)
ANC at pH4 and ANC at pH 6			14-Oct-2019							
Anions by Kone (soil)	08-Oct-2019	08-Oct-2019	08-Oct-2019		08-Oct-2019	08-Oct-2019				08-Oct-2019
Anions by Kone (w)			10-Oct-2019							
Asbestos ID in Solid Samples	09-Oct-2019	10-Oct-2019	10-Oct-2019	10-Oct-2019	10-Oct-2019	11-Oct-2019	10-Oct-2019	10-Oct-2019	09-Oct-2019	11-Oct-2019
Asbestos Quantification - Full	16-Oct-2019		21-Oct-2019		21-Oct-2019					
Boron Water Soluble	09-Oct-2019	09-Oct-2019	09-Oct-2019	09-Oct-2019	09-Oct-2019	09-Oct-2019	10-Oct-2019	10-Oct-2019	09-Oct-2019	09-Oct-2019
CEN 10:1 Leachate (1 Stage)			08-Oct-2019							
CEN Readings			11-Oct-2019							
Coronene			11-Oct-2019							
Cyanide Comp/Free/Total/Thiocyanate	10-Oct-2019	10-Oct-2019	11-Oct-2019		10-Oct-2019	10-Oct-2019				10-Oct-2019
Dissolved Metals by ICP-MS			11-Oct-2019							
Dissolved Organic/Inorganic Carbon			10-Oct-2019							
EPH CWG (Aliphatic) GC (S)	09-Oct-2019	09-Oct-2019	09-Oct-2019	09-Oct-2019	09-Oct-2019	09-Oct-2019	09-Oct-2019	09-Oct-2019	09-Oct-2019	09-Oct-2019
EPH CWG (Aromatic) GC (S)	09-Oct-2019	09-Oct-2019	09-Oct-2019	09-Oct-2019	09-Oct-2019	09-Oct-2019	09-Oct-2019	09-Oct-2019	09-Oct-2019	09-Oct-2019
Fluoride			10-Oct-2019							
GRO by GC-FID (S)	09-Oct-2019	09-Oct-2019	09-Oct-2019	09-Oct-2019	09-Oct-2019	11-Oct-2019	10-Oct-2019	09-Oct-2019	09-Oct-2019	10-Oct-2019
Hexavalent Chromium (s)	11-Oct-2019	11-Oct-2019	11-Oct-2019	11-Oct-2019	11-Oct-2019	11-Oct-2019	11-Oct-2019	11-Oct-2019	11-Oct-2019	11-Oct-2019
Loss on Ignition in soils			15-Oct-2019							
Mercury Dissolved			10-Oct-2019							
Metals in solid samples by OES	09-Oct-2019	10-Oct-2019	09-Oct-2019	09-Oct-2019	09-Oct-2019	09-Oct-2019	10-Oct-2019	10-Oct-2019	09-Oct-2019	10-Oct-2019
Mineral Oil			10-Oct-2019							
PAH 16 & 17 Calc			09-Oct-2019							
PAH by GCMS	10-Oct-2019	10-Oct-2019	10-Oct-2019	10-Oct-2019	10-Oct-2019	10-Oct-2019	10-Oct-2019	09-Oct-2019	09-Oct-2019	10-Oct-2019
PCBs by GCMS	11-Oct-2019	11-Oct-2019	11-Oct-2019		11-Oct-2019	11-Oct-2019				11-Oct-2019
pH	11-Oct-2019	11-Oct-2019	15-Oct-2019	11-Oct-2019	11-Oct-2019	11-Oct-2019	11-Oct-2019	11-Oct-2019	10-Oct-2019	11-Oct-2019
Phenols by HPLC (W)			12-Oct-2019							
Sample description	05-Oct-2019	05-Oct-2019	06-Oct-2019	05-Oct-2019	05-Oct-2019	05-Oct-2019	05-Oct-2019	06-Oct-2019	05-Oct-2019	05-Oct-2019
Semi Volatile Organic Compounds	09-Oct-2019	09-Oct-2019	09-Oct-2019		09-Oct-2019	09-Oct-2019				09-Oct-2019
Total Dissolved Solids			10-Oct-2019							
Total Organic Carbon	11-Oct-2019	10-Oct-2019	15-Oct-2019		10-Oct-2019	11-Oct-2019				10-Oct-2019
TPH CWG GC (S)	10-Oct-2019	09-Oct-2019	09-Oct-2019	10-Oct-2019	09-Oct-2019	11-Oct-2019	10-Oct-2019	09-Oct-2019	10-Oct-2019	10-Oct-2019
VOC MS (S)	09-Oct-2019	09-Oct-2019	10-Oct-2019	09-Oct-2019	08-Oct-2019	09-Oct-2019	09-Oct-2019	08-Oct-2019	09-Oct-2019	09-Oct-2019

Validated

CERTIFICATE OF ANALYSIS

SDG:	191004-110	**Client Reference:**	70053735	**Report Number:**	527697
Location:	Maylands	**Order Number:**	70053735-S01	**Superseded Report:**	527629

Lab Sample No(s)	20875137	20875017	20875142	20875025	20875147	20875037	20875158	20875045	20875167	20875053
Customer Sample Ref.	SP22F	SP21G	SP22G	SP21H	SP22H	SP21I	SP22I	SP21J	SP22J	SP21K
AGS Ref.	ES	ES	ES	ES	ES	ES	ES	ES	ES	ES
Depth	0.50 - 0.70	0.20 - 0.40	0.30 - 0.50	0.30 - 0.50	0.50 - 0.80	0.50 - 0.70	0.80 - 1.10	0.50 - 0.70	0.20 - 0.40	0.80 - 1.00
Type	Soil/Solid (S)	Soil/Solid (S)	Soil/Solid (S)	Soil/Solid (S)	Soil/Solid (S)	Soil/Solid (S)	Soil/Solid (S)	Soil/Solid (S)	Soil/Solid (S)	Soil/Solid (S)
Anions by Kone (soil)	08-Oct-2019	08-Oct-2019	08-Oct-2019			08-Oct-2019	09-Oct-2019			08-Oct-2019
Asbestos ID in Solid Samples	11-Oct-2019	10-Oct-2019	11-Oct-2019	11-Oct-2019	10-Oct-2019	10-Oct-2019	10-Oct-2019	09-Oct-2019	09-Oct-2019	10-Oct-2019
Boron Water Soluble	10-Oct-2019	09-Oct-2019	10-Oct-2019	09-Oct-2019	09-Oct-2019	09-Oct-2019	09-Oct-2019	10-Oct-2019	10-Oct-2019	09-Oct-2019
Cyanide Comp/Free/Total/Thiocyanate	10-Oct-2019	10-Oct-2019	10-Oct-2019			10-Oct-2019	10-Oct-2019			10-Oct-2019
EPH CWG (Aliphatic) GC (S)	09-Oct-2019	09-Oct-2019	09-Oct-2019	09-Oct-2019	09-Oct-2019	09-Oct-2019	09-Oct-2019	09-Oct-2019	09-Oct-2019	09-Oct-2019
EPH CWG (Aromatic) GC (S)	09-Oct-2019	09-Oct-2019	09-Oct-2019	09-Oct-2019	09-Oct-2019	09-Oct-2019	09-Oct-2019	09-Oct-2019	09-Oct-2019	09-Oct-2019
GRO by GC-FID (S)	09-Oct-2019	10-Oct-2019	09-Oct-2019	10-Oct-2019	09-Oct-2019	08-Oct-2019	09-Oct-2019	10-Oct-2019	09-Oct-2019	14-Oct-2019
Hexavalent Chromium (s)	11-Oct-2019	11-Oct-2019	11-Oct-2019	11-Oct-2019	11-Oct-2019	11-Oct-2019	11-Oct-2019	11-Oct-2019	11-Oct-2019	11-Oct-2019
Metals in solid samples by OES	10-Oct-2019	10-Oct-2019	10-Oct-2019	09-Oct-2019	09-Oct-2019	09-Oct-2019	09-Oct-2019	09-Oct-2019	09-Oct-2019	09-Oct-2019
PAH by GCMS	10-Oct-2019	10-Oct-2019	10-Oct-2019	10-Oct-2019	09-Oct-2019	10-Oct-2019	10-Oct-2019	10-Oct-2019	10-Oct-2019	10-Oct-2019
PCBs by GCMS	11-Oct-2019	11-Oct-2019	11-Oct-2019			11-Oct-2019	11-Oct-2019			11-Oct-2019
pH	11-Oct-2019	11-Oct-2019	11-Oct-2019	11-Oct-2019	11-Oct-2019	11-Oct-2019	11-Oct-2019	10-Oct-2019	10-Oct-2019	11-Oct-2019
Sample description	05-Oct-2019	05-Oct-2019	05-Oct-2019	05-Oct-2019	05-Oct-2019	05-Oct-2019	05-Oct-2019	05-Oct-2019	05-Oct-2019	05-Oct-2019
Semi Volatile Organic Compounds	09-Oct-2019	09-Oct-2019	09-Oct-2019			09-Oct-2019	09-Oct-2019			09-Oct-2019
Total Organic Carbon	10-Oct-2019	11-Oct-2019	10-Oct-2019			10-Oct-2019	10-Oct-2019			10-Oct-2019
TPH CWG GC (S)	09-Oct-2019	10-Oct-2019	09-Oct-2019	10-Oct-2019	09-Oct-2019	09-Oct-2019	09-Oct-2019	10-Oct-2019	09-Oct-2019	14-Oct-2019
VOC MS (S)	08-Oct-2019	09-Oct-2019	08-Oct-2019	09-Oct-2019	08-Oct-2019	08-Oct-2019	08-Oct-2019	09-Oct-2019	08-Oct-2019	09-Oct-2019

Lab Sample No(s)	20875180	20875064	20875185	20875083	20875192	20875202	20875208	20875213	20875218	20875231
Customer Sample Ref.	SP22K	SP21L	SP22L	SP21M	SP22M	SP22N	SP22O	SP22P	SP22Q	SP22R
AGS Ref.	ES	ES	ES	ES	ES	ES	ES	ES	ES	ES
Depth	0.10 - 0.30	0.70 - 0.90	0.30 - 0.50	0.20 - 0.40	0.50 - 0.80	0.70 - 0.90	0.30 - 0.50	0.80 - 1.00	0.70 - 0.90	1.00 - 1.20
Type	Soil/Solid (S)	Soil/Solid (S)	Soil/Solid (S)	Soil/Solid (S)	Soil/Solid (S)	Soil/Solid (S)	Soil/Solid (S)	Soil/Solid (S)	Soil/Solid (S)	Soil/Solid (S)
Anions by Kone (soil)	08-Oct-2019				09-Oct-2019		08-Oct-2019			08-Oct-2019
Asbestos ID in Solid Samples	11-Oct-2019	09-Oct-2019	10-Oct-2019	10-Oct-2019	10-Oct-2019	10-Oct-2019	10-Oct-2019	10-Oct-2019	11-Oct-2019	10-Oct-2019
Boron Water Soluble	10-Oct-2019	09-Oct-2019	09-Oct-2019	09-Oct-2019	10-Oct-2019	10-Oct-2019	09-Oct-2019	10-Oct-2019	09-Oct-2019	09-Oct-2019
Cyanide Comp/Free/Total/Thiocyanate	10-Oct-2019				10-Oct-2019		10-Oct-2019			10-Oct-2019
EPH CWG (Aliphatic) GC (S)	09-Oct-2019	09-Oct-2019	09-Oct-2019	09-Oct-2019	09-Oct-2019	09-Oct-2019	09-Oct-2019	09-Oct-2019	09-Oct-2019	09-Oct-2019
EPH CWG (Aromatic) GC (S)	09-Oct-2019	09-Oct-2019	09-Oct-2019	09-Oct-2019	09-Oct-2019	09-Oct-2019	09-Oct-2019	09-Oct-2019	09-Oct-2019	09-Oct-2019
GRO by GC-FID (S)	09-Oct-2019	10-Oct-2019	09-Oct-2019	11-Oct-2019	09-Oct-2019	09-Oct-2019	09-Oct-2019	09-Oct-2019	11-Oct-2019	09-Oct-2019
Hexavalent Chromium (s)	11-Oct-2019	11-Oct-2019	11-Oct-2019	11-Oct-2019	11-Oct-2019	11-Oct-2019	11-Oct-2019	11-Oct-2019	11-Oct-2019	11-Oct-2019
Metals in solid samples by OES	10-Oct-2019	09-Oct-2019	09-Oct-2019	10-Oct-2019	09-Oct-2019	09-Oct-2019	09-Oct-2019	10-Oct-2019	10-Oct-2019	09-Oct-2019
PAH by GCMS	10-Oct-2019	10-Oct-2019	10-Oct-2019	09-Oct-2019	10-Oct-2019	10-Oct-2019	10-Oct-2019	09-Oct-2019	10-Oct-2019	10-Oct-2019
PCBs by GCMS	11-Oct-2019				11-Oct-2019		14-Oct-2019			11-Oct-2019
pH	11-Oct-2019	10-Oct-2019	11-Oct-2019	11-Oct-2019	11-Oct-2019	11-Oct-2019	11-Oct-2019	11-Oct-2019	11-Oct-2019	11-Oct-2019
Sample description	05-Oct-2019	05-Oct-2019	05-Oct-2019	05-Oct-2019	05-Oct-2019	05-Oct-2019	05-Oct-2019	05-Oct-2019	05-Oct-2019	05-Oct-2019
Semi Volatile Organic Compounds	09-Oct-2019				09-Oct-2019		09-Oct-2019			09-Oct-2019
Total Organic Carbon	10-Oct-2019				10-Oct-2019		11-Oct-2019			11-Oct-2019
TPH CWG GC (S)	09-Oct-2019	10-Oct-2019	10-Oct-2019	11-Oct-2019	09-Oct-2019	09-Oct-2019	09-Oct-2019	09-Oct-2019	11-Oct-2019	10-Oct-2019
VOC MS (S)	08-Oct-2019	09-Oct-2019	09-Oct-2019	09-Oct-2019	08-Oct-2019	08-Oct-2019	09-Oct-2019	08-Oct-2019	08-Oct-2019	09-Oct-2019

Lab Sample No(s)	20875246	20875251	20875256
Customer Sample Ref.	SP22S	SP22T	SP22U
AGS Ref.	ES	ES	ES
Depth	0.90 - 1.10	0.00 - 0.30	0.50 - 0.80
Type	Soil/Solid (S)	Soil/Solid (S)	Soil/Solid (S)
Asbestos ID in Solid Samples	10-Oct-2019	10-Oct-2019	10-Oct-2019
Boron Water Soluble	09-Oct-2019	09-Oct-2019	09-Oct-2019
EPH CWG (Aliphatic) GC (S)	09-Oct-2019	11-Oct-2019	09-Oct-2019
EPH CWG (Aromatic) GC (S)	09-Oct-2019	11-Oct-2019	09-Oct-2019
GRO by GC-FID (S)	08-Oct-2019	09-Oct-2019	14-Oct-2019
Hexavalent Chromium (s)	11-Oct-2019	11-Oct-2019	11-Oct-2019
Metals in solid samples by OES	10-Oct-2019	09-Oct-2019	10-Oct-2019
PAH by GCMS	09-Oct-2019	09-Oct-2019	09-Oct-2019
pH	11-Oct-2019	11-Oct-2019	11-Oct-2019
Sample description	05-Oct-2019	05-Oct-2019	05-Oct-2019
TPH CWG GC (S)	09-Oct-2019	11-Oct-2019	14-Oct-2019
VOC MS (S)	08-Oct-2019	09-Oct-2019	09-Oct-2019

ASSOCIATED AQC DATA

ANC at pH4 and ANC at pH 6

Component	Method Code	QC 2036	QC 2065	QC 2087
ANC pH_4 dry soil	TM182	**95.01** 86.97 : 113.03	**90.32** 86.97 : 113.03	**92.67** 86.97 : 113.03

Anions by Kone (soil)

Component	Method Code	QC 2056
Chloride (soluble)	TM243	**97.93** 77.23 : 120.97
Water Soluble Sulphate as SO4 2:1 Extract	TM243	**90.19** 75.60 : 131.10

Anions by Kone (w)

Component	Method Code	QC 2078	QC 2037
Chloride	TM184	**103.0** 92.93 : 115.43	**106.0** 92.93 : 115.43
Sulphate (soluble)	TM184	**100.0** 90.53 : 113.03	**100.0** 90.53 : 113.03

Boron Water Soluble

Component	Method Code	QC 2006	QC 2032	QC 2059	QC 2021	QC 2020	QC 2071
Water Soluble Boron	TM222	**102.5** 86.05 : 109.75	**101.5** 86.05 : 109.75	**99.5** 86.05 : 109.75	**95.5** 86.05 : 109.75	**97.5** 86.05 : 109.75	**97.0** 86.05 : 109.75

Coronene

Component	Method Code	QC 2054	QC 2055	QC 2051	QC 2026
Coronene RAW	TM410	**115.5** 79.43 : 137.78	**111.0** 79.43 : 137.78	**103.5** 79.43 : 137.78	**103.0** 79.43 : 137.78

Cyanide Comp/Free/Total/Thiocyanate

Component	Method Code	QC 2038	QC 2059	QC 2020	QC 2031	QC 2056
Free Cyanide	TM153	**95.6** 83.05 : 112.74	**95.8** 83.05 : 112.74	**96.2** 83.05 : 112.74	**94.3** 83.05 : 112.74	**92.2** 83.05 : 112.74
Thiocyanate	TM153	**91.02** 89.81 : 110.19	**89.22** 89.81 : 110.19	**90.42** 89.81 : 110.19	**92.22** 89.81 : 110.19	**89.82** 89.81 : 110.19
Total Cyanide	TM153	**102.14** 88.29 : 111.43	**100.71** 88.29 : 111.43	**101.43** 88.29 : 111.43	**98.57** 88.29 : 111.43	**99.29** 88.29 : 111.43

Cyanide Comp/Free/Total/Thiocyanate

Dissolved Metals by ICP-MS

Component	Method Code	QC 2056	QC 2030
Aluminium	TM152	**107.33** 93.15 : 113.42	**104.67** 94.19 : 114.31
Antimony	TM152	**115.83** 88.37 : 130.57	**122.0** 79.80 : 122.00
Arsenic	TM152	**104.0** 92.62 : 113.52	**101.17** 90.42 : 111.32
Barium	TM152	**100.83** 93.15 : 115.52	**101.33** 90.79 : 113.16
Beryllium	TM152	**100.0** 85.23 : 107.63	**96.67** 85.99 : 112.78
Bismuth	TM152	**101.0** 92.62 : 115.02	**102.17** 91.88 : 114.28
Borate	TM152		**100.0** 88.00 : 112.00
Boron	TM152	**108.33** 86.31 : 120.88	**99.67** 86.68 : 117.67
Cadmium	TM152	**101.83** 93.85 : 111.65	**103.5** 94.60 : 112.40
Calcium	TM152	**105.33** 89.20 : 126.91	**102.67** 83.40 : 121.11
Chromium	TM152	**99.83** 92.22 : 109.85	**100.5** 84.77 : 111.71
Cobalt	TM152	**97.67** 85.01 : 114.87	**97.17** 84.39 : 114.26
Copper	TM152	**102.67** 89.87 : 119.73	**102.67** 88.86 : 118.72
Iron	TM152	**102.0** 93.02 : 113.86	**102.67** 92.00 : 113.00
Lead	TM152	**101.67** 91.11 : 116.98	**101.33** 89.25 : 115.12
Lithium	TM152	**104.5** 86.01 : 115.79	**102.5** 89.26 : 119.04
Magnesium	TM152	**101.33** 89.60 : 116.61	**107.33** 90.67 : 117.69
Manganese	TM152	**101.5** 93.97 : 112.46	**102.5** 94.24 : 112.74
Molybdenum	TM152	**97.33** 89.07 : 110.96	**97.0** 87.00 : 108.89
Nickel	TM152	**101.33** 93.70 : 112.15	**101.0** 95.34 : 113.79
Phosphorus	TM152	**99.17** 89.24 : 114.18	**100.5** 85.44 : 110.40
Potassium	TM152	**104.0** 97.98 : 117.40	**107.33** 99.20 : 111.05
Selenium	TM152	**103.67** 91.69 : 117.12	**103.67** 88.44 : 113.86
Silver	TM152	**103.83** 96.95 : 117.30	**104.5** 94.40 : 114.74
Sodium	TM152	**103.33** 92.42 : 113.24	**107.33** 94.83 : 112.16

Dissolved Metals by ICP-MS

		QC 2056	QC 2030
Strontium	TM152	**102.67** 92.14 : 116.24	**102.33** 90.72 : 114.82
Tellurium	TM152	**103.17** 89.88 : 111.78	**97.33** 90.72 : 112.62
Thallium	TM152	**102.17** 86.08 : 122.48	**86.83** 86.08 : 122.48
Tin	TM152	**104.83** 91.00 : 109.00	**107.83** 91.00 : 109.00
Titanium	TM152	**99.17** 86.17 : 105.17	**99.17** 88.82 : 109.83
Tungsten	TM152	**157.17** 77.61 : 132.31	**126.5** 78.12 : 132.82
Uranium	TM152	**95.83** 86.97 : 115.76	**100.17** 90.58 : 113.28
Vanadium	TM152	**108.67** 89.61 : 115.48	**102.83** 88.43 : 114.30
Zinc	TM152	**101.33** 87.51 : 116.26	**101.33** 86.52 : 115.27

Dissolved Organic/Inorganic Carbon

Component	Method Code	QC 2052	QC 2025
Dissolved Inorganic Carbon	TM090	**100.0** 91.27 : 109.87	**99.0** 93.58 : 112.28
Dissolved Organic Carbon	TM090	**103.5** 97.87 : 108.77	**102.67** 96.28 : 110.58

EPH CWG (Aliphatic) GC (S)

Component	Method Code	QC 2002	QC 2044	QC 2026	QC 2077
Total Aliphatics >C12-C35	TM173	**80.63** 70.61 : 106.16	**78.33** 70.61 : 106.16	**74.58** 70.61 : 106.16	**79.38** 70.61 : 106.16

EPH CWG (Aromatic) GC (S)

Component	Method Code	QC 2002	QC 2044	QC 2026	QC 2077
Total Aromatics >EC12-EC35	TM173	**71.33** 45.56 : 94.44	**67.33** 45.56 : 94.44	**62.6** 45.56 : 94.44	**66.6** 45.56 : 94.44

Fluoride

Fluoride

Component	Method Code	QC 2053	QC 2025
Fluoride	TM104	**101.33** 93.20 : 104.48	**101.33** 95.51 : 107.24

GRO by GC-FID (S)

Component	Method Code	QC 2075	QC 2077	QC 2010	QC 2007	QC 2098	QC 2061
QC	TM089	**102.98** 72.28 : 114.54	**92.36** 72.28 : 114.54	**97.8** 72.28 : 114.54	**93.47** 74.55 : 125.46	**94.12** 72.28 : 114.54	**93.66** 74.55 : 125.46

Component	Method Code	QC 2022	QC 2058	QC 2008	QC 2065
QC	TM089	**103.57** 74.55 : 125.46	**85.86** 72.28 : 114.54	**89.35** 72.28 : 114.54	**88.92** 72.28 : 114.54

Hexavalent Chromium (s)

Component	Method Code	QC 2049	QC 2082	QC 2067	QC 2007	QC 2052	QC 2033
Hexavalent Chromium	TM151	**104.0** 90.20 : 107.00	**102.0** 90.20 : 107.00	**102.0** 90.20 : 107.00	**100.0** 90.20 : 107.00	**100.0** 90.20 : 107.00	**100.0** 90.20 : 107.00

Component	Method Code	QC 2011
Hexavalent Chromium	TM151	**100.0** 90.20 : 107.00

Loss on Ignition in soils

Component	Method Code	QC 2026	QC 2085	QC 2077
Loss on Ignition	TM018	**101.9** 87.56 : 104.24	**96.68** 87.56 : 104.24	**95.5** 87.56 : 104.24

Mercury Dissolved

CERTIFICATE OF ANALYSIS

SDG:	191004-110	**Client Reference:**	70053735	**Report Number:**	527697
Location:	Maylands	**Order Number:**	70053735-S01	**Superseded Report:**	527629

Mercury Dissolved

Component	Method Code	QC 2095	QC 2001	QC 2006	QC 2071
Mercury Dissolved (CVAF)	TM183	**98.5** 75.00 : 111.00	**99.9** 75.00 : 111.00	**97.2** 75.00 : 111.00	**91.4** 75.00 : 111.00

Metals in solid samples by OES

Component	Method Code	QC 2019	QC 2037	QC 2045	QC 2047	QC 2043	QC 2077
Aluminium	TM181	**90.27** 77.84 : 119.01	**100.0** 77.84 : 119.01	**95.58** 77.84 : 119.01	**99.12** 77.84 : 119.01	**92.04** 77.84 : 119.01	**92.92** 77.84 : 119.01
Antimony	TM181	**99.19** 84.28 : 107.67	**100.81** 84.28 : 107.67	**98.78** 84.28 : 107.67	**96.75** 84.28 : 107.67	**99.19** 84.28 : 107.67	**99.19** 84.28 : 107.67
Arsenic	TM181	**100.0** 87.05 : 109.36	**107.27** 87.05 : 109.36	**102.33** 87.05 : 109.36	**103.49** 87.05 : 109.36	**100.58** 87.05 : 109.36	**98.84** 87.05 : 109.36
Barium	TM181	**91.74** 82.49 : 109.34	**96.33** 82.49 : 109.34	**90.09** 82.49 : 109.34	**98.17** 82.49 : 109.34	**96.33** 82.49 : 109.34	**96.33** 82.49 : 109.34
Beryllium	TM181	**97.76** 85.44 : 109.61	**102.24** 85.44 : 109.61	**98.88** 85.44 : 109.61	**107.46** 85.44 : 109.61	**105.6** 85.44 : 109.61	**103.36** 85.44 : 109.61
Boron	TM181	**86.25** 73.51 : 104.66	**91.4** 73.51 : 104.66	**87.11** 73.51 : 104.66	**95.99** 73.51 : 104.66	**93.12** 73.51 : 104.66	**93.41** 73.51 : 104.66
Cadmium	TM181	**91.36** 81.46 : 106.43	**101.23** 81.46 : 106.43	**94.65** 81.46 : 106.43	**97.12** 81.46 : 106.43	**93.83** 81.46 : 106.43	**93.42** 81.46 : 106.43
Chromium	TM181	**91.89** 82.26 : 104.55	**97.57** 82.26 : 104.55	**93.31** 82.26 : 104.55	**101.62** 82.26 : 104.55	**100.2** 82.26 : 104.55	**96.75** 82.26 : 104.55
Cobalt	TM181	**91.19** 86.54 : 106.87	**98.11** 86.54 : 106.87	**94.03** 86.54 : 106.87	**93.4** 86.54 : 106.87	**91.19** 86.54 : 106.87	**89.31** 86.54 : 106.87
Copper	TM181	**91.37** 82.40 : 105.45	**96.13** 82.40 : 105.45	**93.66** 82.40 : 105.45	**98.94** 82.40 : 105.45	**98.42** 82.40 : 105.45	**96.3** 82.40 : 105.45
Iron	TM181	**93.65** 82.95 : 110.58	**101.59** 82.95 : 110.58	**98.41** 82.95 : 110.58	**99.21** 82.95 : 110.58	**93.65** 82.95 : 110.58	**94.44** 82.95 : 110.58
Lead	TM181	**92.12** 78.24 : 104.05	**100.0** 78.24 : 104.05	**94.37** 78.24 : 104.05	**92.57** 78.24 : 104.05	**94.14** 78.24 : 104.05	**87.84** 78.24 : 104.05
Manganese	TM181	**105.28** 94.29 : 119.51	**110.0** 94.29 : 119.51	**106.94** 94.29 : 119.51	**117.5** 94.29 : 119.51	**114.44** 94.29 : 119.51	**113.06** 94.29 : 119.51
Mercury	TM181	**93.24** 83.74 : 105.34	**98.07** 83.74 : 105.34	**95.65** 83.74 : 105.34	**94.93** 83.74 : 105.34	**94.93** 83.74 : 105.34	**92.27** 83.74 : 105.34
Molybdenum	TM181	**97.12** 87.11 : 106.87	**102.88** 87.11 : 106.87	**99.59** 87.11 : 106.87	**103.29** 87.11 : 106.87	**101.23** 87.11 : 106.87	**97.94** 87.11 : 106.87
Nickel	TM181	**91.2** 81.92 : 102.18	**98.53** 81.92 : 102.18	**92.91** 81.92 : 102.18	**96.58** 81.92 : 102.18	**94.13** 81.92 : 102.18	**92.18** 81.92 : 102.18
Phosphorus	TM181	**105.45** 94.56 : 124.28	**115.15** 94.56 : 124.28	**110.91** 94.56 : 124.28	**120.0** 94.56 : 124.28	**119.39** 94.56 : 124.28	**118.79** 94.56 : 124.28
Selenium	TM181	**98.43** 86.28 : 110.48	**103.53** 86.28 : 110.48	**100.0** 86.28 : 110.48	**104.71** 86.28 : 110.48	**104.31** 86.28 : 110.48	**100.78** 86.28 : 110.48
Strontium	TM181	**92.2** 79.13 : 102.79	**97.55** 79.13 : 102.79	**93.76** 79.13 : 102.79	**98.44** 79.13 : 102.79	**95.1** 79.13 : 102.79	**93.1** 79.13 : 102.79
Thallium	TM181	**101.33** 82.94 : 111.86	**111.06** 82.94 : 111.86	**105.75** 82.94 : 111.86	**99.56** 82.94 : 111.86	**95.58** 82.94 : 111.86	**94.69** 82.94 : 111.86
Tin	TM181	**101.14** 90.25 : 108.86	**106.84** 90.25 : 108.86	**102.66** 90.25 : 108.86	**105.32** 90.25 : 108.86	**104.94** 90.25 : 108.86	**101.14** 90.25 : 108.86
Titanium	TM181	**80.15** 66.23 : 102.06	**87.02** 66.23 : 102.06	**83.97** 66.23 : 102.06	**85.5** 66.23 : 102.06	**87.02** 66.23 : 102.06	**86.26** 66.23 : 102.06

CERTIFICATE OF ANALYSIS

SDG:	191004-110	**Client Reference:**	70053735	**Report Number:**	527697
Location:	Maylands	**Order Number:**	70053735-S01	**Superseded Report:**	527629

Metals in solid samples by OES

		QC 2019	QC 2037	QC 2045	QC 2047	QC 2043	QC 2077
Vanadium	TM181	**93.41** 86.37 : 107.94	**97.44** 86.37 : 107.94	**95.6** 86.37 : 107.94	**106.59** 86.37 : 107.94	**102.93** 86.37 : 107.94	**101.1** 86.37 : 107.94
Zinc	TM181	**96.3** 84.68 : 113.99	**101.03** 84.68 : 113.99	**96.92** 84.68 : 113.99	**107.39** 84.68 : 113.99	**102.67** 84.68 : 113.99	**101.64** 84.68 : 113.99

Component	Method Code	QC 2084	QC 2011	QC 2043
Aluminium	TM181	**101.77** 77.84 : 119.01	**96.46** 77.84 : 119.01	**100.0** 77.84 : 119.01
Antimony	TM181	**98.78** 84.28 : 107.67	**95.93** 84.28 : 107.67	**105.28** 84.28 : 107.67
Arsenic	TM181	**104.07** 87.05 : 109.36	**102.91** 87.05 : 109.36	**100.58** 87.05 : 109.36
Barium	TM181	**97.25** 82.49 : 109.34	**95.41** 82.49 : 109.34	**97.25** 82.49 : 109.34
Beryllium	TM181	**104.1** 85.44 : 109.61	**100.37** 85.44 : 109.61	**100.0** 85.44 : 109.61
Boron	TM181	**93.7** 73.51 : 104.66	**88.83** 73.51 : 104.66	**95.13** 73.51 : 104.66
Cadmium	TM181	**95.88** 81.46 : 106.43	**97.53** 81.46 : 106.43	**95.47** 81.46 : 106.43
Chromium	TM181	**96.55** 82.26 : 104.55	**92.7** 82.26 : 104.55	**96.35** 82.26 : 104.55
Cobalt	TM181	**94.65** 86.54 : 106.87	**95.28** 86.54 : 106.87	**96.86** 86.54 : 106.87
Copper	TM181	**97.36** 82.40 : 105.45	**93.84** 82.40 : 105.45	**98.77** 82.40 : 105.45
Iron	TM181	**103.17** 82.95 : 110.58	**99.21** 82.95 : 110.58	**103.17** 82.95 : 110.58
Lead	TM181	**99.77** 78.24 : 104.05	**95.95** 78.24 : 104.05	**97.3** 78.24 : 104.05
Manganese	TM181	**110.56** 94.29 : 119.51	**113.06** 94.29 : 119.51	**113.61** 94.29 : 119.51
Mercury	TM181	**97.34** 83.74 : 105.34	**96.86** 83.74 : 105.34	**99.76** 83.74 : 105.34
Molybdenum	TM181	**100.41** 87.11 : 106.87	**98.77** 87.11 : 106.87	**103.29** 87.11 : 106.87
Nickel	TM181	**95.11** 81.92 : 102.18	**94.13** 81.92 : 102.18	**96.09** 81.92 : 102.18
Phosphorus	TM181	**107.07** 94.56 : 124.28	**109.09** 94.56 : 124.28	**117.98** 94.56 : 124.28
Selenium	TM181	**101.96** 86.28 : 110.48	**100.39** 86.28 : 110.48	**100.39** 86.28 : 110.48
Strontium	TM181	**96.21** 79.13 : 102.79	**91.76** 79.13 : 102.79	**99.11** 79.13 : 102.79
Thallium	TM181	**104.42** 82.94 : 111.86	**105.31** 82.94 : 111.86	**107.08** 82.94 : 111.86
Tin	TM181	**103.8** 90.25 : 108.86	**103.04** 90.25 : 108.86	**106.46** 90.25 : 108.86
Titanium	TM181	**89.31** 66.23 : 102.06	**83.97** 66.23 : 102.06	**91.6** 66.23 : 102.06
Vanadium	TM181	**100.0** 86.37 : 107.94	**94.87** 86.37 : 107.94	**101.83** 86.37 : 107.94
Zinc	TM181	**100.0** 84.68 : 113.99	**98.97** 84.68 : 113.99	**104.31** 84.68 : 113.99

Mineral Oil

Component	Method Code	QC 2063	QC 2059	QC 2065	QC 2039
Mineral Oil	TM061	**84.67** 77.46 : 100.36	**92.33** 77.46 : 100.36	**91.5** 77.46 : 100.36	**89.5** 77.46 : 100.36

PAH by GCMS

Component	Method Code	QC 2099	QC 2048	QC 2025	QC 2067	QC 2006	QC 2080
Acenaphthene	TM218	**100.5** 76.82 : 113.72	**96.0** 80.97 : 105.99	**88.5** 76.79 : 103.90	**92.0** 76.79 : 103.90	**104.5** 76.82 : 113.72	**103.5** 76.82 : 113.72
Acenaphthylene	TM218	**102.5** 75.95 : 108.85	**95.5** 80.24 : 105.29	**86.5** 78.40 : 108.66	**92.0** 78.40 : 108.66	**104.5** 75.95 : 108.85	**101.5** 75.95 : 108.85
Anthracene	TM218	**100.5** 76.67 : 109.58	**96.5** 73.72 : 109.23	**83.5** 76.15 : 110.07	**92.0** 76.15 : 110.07	**105.5** 76.67 : 109.58	**100.5** 76.67 : 109.58
Benz(a)anthracene	TM218	**90.0** 70.05 : 119.30	**105.0** 79.72 : 116.84	**94.5** 73.77 : 119.26	**98.0** 73.77 : 119.26	**105.0** 70.05 : 119.30	**84.5** 70.05 : 119.30
Benzo(a)pyrene	TM218	**94.5** 68.22 : 116.60	**102.5** 69.58 : 110.26	**89.5** 73.20 : 114.18	**100.5** 73.20 : 114.18	**106.0** 68.22 : 116.60	**81.0** 68.22 : 116.60
Benzo(b)fluoranthene	TM218	**87.0** 75.44 : 113.45	**102.0** 77.35 : 112.97	**85.0** 75.36 : 117.58	**95.5** 75.36 : 117.58	**94.0** 75.44 : 113.45	**79.0** 75.44 : 113.45
Benzo(ghi)perylene	TM218	**88.5** 70.79 : 114.76	**97.0** 77.68 : 107.38	**79.5** 70.73 : 116.12	**98.5** 70.73 : 116.12	**101.0** 70.79 : 114.76	**73.5** 70.79 : 114.76
Benzo(k)fluoranthene	TM218	**90.5** 81.43 : 115.17	**106.0** 82.61 : 111.93	**83.5** 75.98 : 116.59	**97.0** 75.98 : 116.59	**107.0** 81.43 : 115.17	**82.0** 81.43 : 115.17
Chrysene	TM218	**88.5** 75.94 : 114.39	**103.0** 80.28 : 111.42	**90.5** 74.82 : 114.18	**94.5** 74.82 : 114.18	**98.5** 75.94 : 114.39	**81.0** 75.94 : 114.39
Dibenzo(ah)anthracene	TM218	**87.0** 71.87 : 118.97	**99.5** 79.17 : 106.41	**78.0** 69.17 : 115.30	**93.5** 69.17 : 115.30	**101.5** 71.87 : 118.97	**76.5** 71.87 : 118.97
Fluoranthene	TM218	**90.0** 77.92 : 113.69	**101.0** 79.07 : 112.75	**90.5** 75.88 : 112.84	**95.0** 75.88 : 112.84	**104.5** 77.92 : 113.69	**89.0** 77.92 : 113.69
Fluorene	TM218	**104.0** 82.02 : 108.34	**98.5** 80.52 : 110.90	**88.5** 78.50 : 114.02	**92.5** 78.50 : 114.02	**108.0** 82.02 : 108.34	**103.5** 82.02 : 108.34
Indeno(123cd)pyrene	TM218	**91.0** 67.80 : 113.60	**86.5** 76.97 : 113.36	**74.0** 70.26 : 117.95	**92.0** 70.26 : 117.95	**101.0** 67.80 : 113.60	**85.5** 67.80 : 113.60
Naphthalene	TM218	**108.5** 88.41 : 116.04	**95.0** 83.50 : 110.02	**82.0** 75.24 : 111.26	**91.0** 75.24 : 111.26	**103.0** 88.41 : 116.04	**104.0** 88.41 : 116.04
Phenanthrene	TM218	**99.5** 78.26 : 113.22	**99.5** 79.34 : 111.91	**87.5** 77.07 : 107.43	**92.5** 77.07 : 107.43	**109.0** 78.26 : 113.22	**100.5** 78.26 : 113.22
Pyrene	TM218	**89.5** 74.86 : 116.81	**102.0** 74.43 : 114.36	**88.5** 78.74 : 112.56	**94.0** 78.74 : 112.56	**106.0** 74.86 : 116.81	**87.0** 74.86 : 116.81

Component	Method Code	QC 2054	QC 2032	QC 2040	QC 2018	QC 2083	QC 2025
Acenaphthene	TM218	**91.0** 76.79 : 103.90	**88.5** 80.97 : 105.99	**92.0** 76.79 : 103.90	**91.5** 76.79 : 103.90	**96.5** 76.79 : 103.90	**96.5** 80.97 : 105.99
Acenaphthylene	TM218	**89.0** 78.40 : 108.66	**89.0** 80.24 : 105.29	**90.0** 78.40 : 108.66	**89.5** 78.40 : 108.66	**94.0** 78.40 : 108.66	**97.0** 80.24 : 105.29
Anthracene	TM218	**86.5** 76.15 : 110.07	**85.0** 73.72 : 109.23	**89.0** 76.15 : 110.07	**88.0** 76.15 : 110.07	**98.0** 76.15 : 110.07	**101.5** 73.72 : 109.23
Benz(a)anthracene	TM218	**96.0** 73.77 : 119.26	**85.5** 79.72 : 116.84	**103.5** 73.77 : 119.26	**94.0** 73.77 : 119.26	**105.5** 73.77 : 119.26	**109.0** 79.72 : 116.84
Benzo(a)pyrene	TM218	**94.0** 73.20 : 114.18	**85.0** 69.58 : 110.26	**94.5** 73.20 : 114.18	**95.5** 73.20 : 114.18	**99.0** 73.20 : 114.18	**98.0** 69.58 : 110.26

CERTIFICATE OF ANALYSIS

SDG:	191004-110	**Client Reference:**	70053735	**Report Number:**	527697
Location:	Maylands	**Order Number:**	70053735-S01	**Superseded Report:**	527629

PAH by GCMS

		QC 2054	QC 2032	QC 2040	QC 2018	QC 2083	QC 2025
Benzo(b)fluoranthene	TM218	**90.0** 75.36 : 117.58	**78.5** 77.35 : 112.97	**93.5** 75.36 : 117.58	**88.5** 75.36 : 117.58	**97.0** 75.36 : 117.58	**96.5** 77.35 : 112.97
Benzo(ghi)perylene	TM218	**90.0** 70.73 : 116.12	**82.0** 77.68 : 107.38	**88.5** 70.73 : 116.12	**93.5** 70.73 : 116.12	**92.5** 70.73 : 116.12	**87.0** 77.68 : 107.38
Benzo(k)fluoranthene	TM218	**90.5** 75.98 : 116.59	**83.5** 82.61 : 111.93	**94.0** 75.98 : 116.59	**91.0** 75.98 : 116.59	**96.5** 75.98 : 116.59	**99.0** 82.61 : 111.93
Chrysene	TM218	**91.0** 74.82 : 114.18	**80.5** 80.28 : 111.42	**98.0** 74.82 : 114.18	**89.0** 74.82 : 114.18	**99.5** 74.82 : 114.18	**104.5** 80.28 : 111.42
Dibenzo(ah)anthracene	TM218	**83.0** 69.17 : 115.30	**82.5** 79.17 : 106.41	**88.0** 69.17 : 115.30	**90.5** 69.17 : 115.30	**93.0** 69.17 : 115.30	**91.0** 79.17 : 106.41
Fluoranthene	TM218	**91.5** 75.88 : 112.84	**84.5** 79.07 : 112.75	**93.0** 75.88 : 112.84	**88.0** 75.88 : 112.84	**101.5** 75.88 : 112.84	**101.0** 79.07 : 112.75
Fluorene	TM218	**89.5** 78.50 : 114.02	**88.5** 80.52 : 110.90	**92.5** 78.50 : 114.02	**88.5** 78.50 : 114.02	**97.5** 78.50 : 114.02	**99.0** 80.52 : 110.90
Indeno(123cd)pyrene	TM218	**94.0** 70.26 : 117.95	**77.0** 76.97 : 113.36	**84.0** 70.26 : 117.95	**97.5** 70.26 : 117.95	**92.0** 70.26 : 117.95	**87.5** 76.97 : 113.36
Naphthalene	TM218	**89.0** 75.24 : 111.26	**93.0** 83.50 : 110.02	**83.5** 75.24 : 111.26	**90.0** 75.24 : 111.26	**88.5** 75.24 : 111.26	**94.5** 83.50 : 110.02
Phenanthrene	TM218	**87.5** 77.07 : 107.43	**87.0** 79.34 : 111.91	**92.0** 77.07 : 107.43	**87.5** 77.07 : 107.43	**99.5** 77.07 : 107.43	**103.0** 79.34 : 111.91
Pyrene	TM218	**91.0** 78.74 : 112.56	**85.0** 74.43 : 114.36	**93.5** 78.74 : 112.56	**89.0** 78.74 : 112.56	**101.0** 78.74 : 112.56	**102.5** 74.43 : 114.36

PCBs by GCMS

Component	Method Code	QC 2012	QC 2057	QC 2018	QC 2058	QC 2057	QC 2029
PCB congener 101	TM168	**88.4** 68.36 : 114.38	**97.8** 68.36 : 114.38	**81.5** 68.36 : 114.38	**89.9** 68.36 : 114.38	**95.5** 79.46 : 109.70	**90.7** 68.36 : 114.38
PCB congener 105	TM168	**80.5** 66.27 : 108.27	**86.7** 66.27 : 108.27	**74.1** 66.27 : 108.27	**81.9** 66.27 : 108.27	**83.1** 77.82 : 109.32	**82.7** 66.27 : 108.27
PCB congener 114	TM168	**78.3** 67.07 : 107.93	**85.0** 67.07 : 107.93	**71.9** 67.07 : 107.93	**81.0** 67.07 : 107.93	**83.6** 78.15 : 110.49	**82.8** 67.07 : 107.93
PCB congener 118	TM168	**86.2** 70.76 : 113.78	**91.9** 70.76 : 113.78	**80.3** 70.76 : 113.78	**88.0** 70.76 : 113.78	**87.8** 70.33 : 110.29	**88.3** 70.76 : 113.78
PCB congener 123	TM168	**73.1** 62.93 : 112.01	**80.5** 62.93 : 112.01	**70.6** 62.93 : 112.01	**81.9** 62.93 : 112.01	**77.1** 67.39 : 109.57	**75.0** 62.93 : 112.01
PCB congener 126	TM168	**79.9** 64.53 : 113.25	**84.7** 64.53 : 113.25	**71.1** 64.53 : 113.25	**77.7** 64.53 : 113.25	**82.0** 67.12 : 111.52	**81.9** 64.53 : 113.25
PCB congener 138	TM168	**78.9** 67.00 : 113.56	**83.9** 67.00 : 113.56	**68.2** 67.00 : 113.56	**78.5** 67.00 : 113.56	**84.0** 75.79 : 110.89	**80.0** 67.00 : 113.56
PCB congener 153	TM168	**81.5** 66.72 : 108.24	**86.4** 66.72 : 108.24	**72.1** 66.72 : 108.24	**83.2** 66.72 : 108.24	**82.7** 68.26 : 110.86	**81.8** 66.72 : 108.24
PCB congener 156	TM168	**78.8** 67.18 : 112.96	**87.8** 67.18 : 112.96	**68.8** 67.18 : 112.96	**83.6** 67.18 : 112.96	**86.0** 67.87 : 113.47	**83.8** 67.18 : 112.96
PCB congener 157	TM168	**78.9** 63.19 : 112.63	**84.8** 63.19 : 112.63	**69.6** 63.19 : 112.63	**79.5** 63.19 : 112.63	**82.0** 67.15 : 109.93	**80.0** 63.19 : 112.63
PCB congener 167	TM168	**80.5** 65.20 : 113.08	**86.7** 65.20 : 113.08	**70.9** 65.20 : 113.08	**79.8** 65.20 : 113.08	**85.6** 79.50 : 110.52	**82.3** 65.20 : 113.08
PCB congener 169	TM168	**76.0** 64.01 : 129.89	**84.9** 64.01 : 129.89	**66.2** 64.01 : 129.89	**76.2** 64.01 : 129.89	**81.0** 67.65 : 121.47	**80.4** 64.01 : 129.89
PCB congener 180	TM168	**82.2** 66.40 : 113.20	**89.6** 66.40 : 113.20	**71.4** 66.40 : 113.20	**84.1** 66.40 : 113.20	**87.7** 78.72 : 110.94	**84.9** 66.40 : 113.20
PCB congener 189	TM168	**77.0** 65.53 : 126.07	**85.9** 65.53 : 126.07	**65.8** 65.53 : 126.07	**78.1** 65.53 : 126.07	**84.5** 69.53 : 116.81	**80.3** 65.53 : 126.07

PCBs by GCMS

		QC 2012	QC 2057	QC 2018	QC 2058	QC 2057	QC 2029
PCB congener 28	TM168	**84.7** 69.86 : 112.28	**89.2** 69.86 : 112.28	**82.4** 69.86 : 112.28	**84.9** 69.86 : 112.28	**88.6** 73.68 : 105.96	**86.7** 69.86 : 112.28
PCB congener 52	TM168	**80.7** 70.12 : 107.92	**84.3** 70.12 : 107.92	**76.9** 70.12 : 107.92	**82.9** 70.12 : 107.92	**82.1** 74.46 : 109.50	**79.6** 70.12 : 107.92
PCB congener 77	TM168	**81.6** 67.40 : 114.26	**85.3** 67.40 : 114.26	**74.6** 67.40 : 114.26	**79.9** 67.40 : 114.26	**82.1** 73.92 : 120.16	**81.5** 67.40 : 114.26
PCB congener 81	TM168	**84.6** 71.38 : 116.14	**90.2** 71.38 : 116.14	**78.2** 71.38 : 116.14	**83.6** 71.38 : 116.14	**90.2** 75.24 : 110.52	**87.4** 71.38 : 116.14

pH

Component	Method Code	QC 2086	QC 2040	QC 2047	QC 2037	QC 2097	QC 2011
pH	TM133	**99.3** 97.69 : 101.15	**98.84** 97.57 : 101.94	**99.19** 97.69 : 101.15	**99.19** 98.24 : 100.97	**98.95** 97.57 : 101.94	**100.81** 97.57 : 101.94

Component	Method Code	QC 2044	QC 2060	QC 2071	QC 2085	QC 2017	QC 2031
pH	TM133	**100.0** 97.69 : 101.15	**98.84** 97.57 : 101.94	**99.65** 97.69 : 101.15	**99.3** 97.57 : 101.94	**99.19** 98.24 : 100.97	**98.84** 97.69 : 101.15

Phenols by HPLC (W)

Component	Method Code	QC 2088	QC 2048	QC 2013
2.3.5 Trimethyl-Phenol by HPLC (W)	TM259	**94.0** 93.10 : 108.70	**97.0** 93.10 : 108.70	**94.0** 93.10 : 108.70
2-Isopropyl Phenol by HPLC (W)	TM259	**103.0** 90.00 : 114.00	**111.0** 90.00 : 114.00	**109.0** 90.00 : 114.00
Cresols by HPLC (W)	TM259	**96.0** 90.02 : 130.15	**98.0** 90.02 : 130.15	**99.33** 90.02 : 130.15
Napthol by HPLC (W)	TM259	**97.0** 89.00 : 131.00	**102.0** 89.00 : 131.00	**105.0** 89.00 : 131.00
Phenol by HPLC (W)	TM259	**105.0** 85.89 : 109.89	**105.0** 85.89 : 109.89	**109.0** 85.89 : 109.89
Xylenols by HPLC (W)	TM259	**103.0** 98.67 : 108.67	**105.67** 98.67 : 108.67	**108.33** 98.67 : 108.67

Semi Volatile Organic Compounds

Component	Method Code	QC 2070	QC 2091	QC 2067
4-Bromophenylphenylether (Soil)	TM157	**85.5** 66.75 : 125.25	**85.0** 66.75 : 125.25	**88.0** 66.75 : 125.25
Benzo(a)anthracene (Soil)	TM157	**89.0** 67.40 : 120.50	**89.0** 67.40 : 120.50	**91.0** 67.40 : 120.50
Hexachlorobutadiene (Soil)	TM157	**91.0** 68.25 : 126.75	**89.0** 68.25 : 126.75	**92.5** 68.25 : 126.75
Naphthalene (Soil)	TM157	**89.5** 67.55 : 125.45	**87.5** 67.55 : 125.45	**91.0** 67.55 : 125.45
Nitrobenzene (Soil)	TM157	**86.5** 66.50 : 123.50	**87.5** 66.50 : 123.50	**85.0** 66.50 : 123.50

CERTIFICATE OF ANALYSIS

SDG:	191004-110	**Client Reference:**	70053735	**Report Number:**	527697
Location:	Maylands	**Order Number:**	70053735-S01	**Superseded Report:**	527629

Semi Volatile Organic Compounds

		QC 2070	QC 2091	QC 2067
Phenol (Soil)	TM157	**90.0** 69.92 : 114.02	**89.0** 69.92 : 114.02	**90.0** 69.92 : 114.02

Total Dissolved Solids

Component	Method Code	QC 2020	QC 2031	QC 2062
Total Dissolved Solids	TM123	**100.0** 97.30 : 100.92	**100.0** 97.30 : 100.92	**100.0** 97.30 : 100.92

Total Organic Carbon

Component	Method Code	QC 2017	QC 2063	QC 2044	QC 2026	QC 2019	QC 2037
Total Organic Carbon	TM132	**79.69** 69.88 : 102.67	**79.69** 69.88 : 102.67	**82.42** 69.88 : 102.67	**75.78** 69.88 : 102.67	**84.77** 69.88 : 102.67	**75.78** 69.88 : 102.67

Component	Method Code	QC 2076	QC 2021
Total Organic Carbon	TM132	**80.08** 69.88 : 102.67	**87.5** 69.88 : 102.67

VOC MS (S)

Component	Method Code	QC 2035	QC 2035	QC 2044	QC 2011	QC 2078	QC 2018
1,1,1,2-tetrachloroethane	TM116	**97.6** 79.10 : 119.66	**104.4** 77.47 : 121.29	**98.8** 79.10 : 119.66	**97.4** 79.10 : 119.66	**101.4** 77.47 : 121.29	**93.8** 77.56 : 115.55
1,1,1-Trichloroethane	TM116	**96.2** 87.51 : 115.37	**100.2** 88.88 : 119.66	**98.2** 87.51 : 115.37	**97.8** 87.51 : 115.37	**93.2** 88.88 : 119.66	**102.2** 73.73 : 118.05
1,1,2-Trichloroethane	TM116	**103.4** 75.16 : 112.70	**95.8** 75.16 : 112.70	**96.2** 75.16 : 112.70	**95.6** 75.16 : 112.70	**93.8** 75.16 : 112.70	**97.0** 77.12 : 116.04
1,1-Dichloroethane	TM116	**96.8** 89.44 : 121.71	**105.0** 77.84 : 124.12	**103.6** 89.44 : 121.71	**103.6** 89.44 : 121.71	**95.2** 77.84 : 124.12	**108.8** 74.46 : 129.15
1,2-Dichloroethane	TM116	**110.6** 86.58 : 129.62	**108.8** 86.58 : 129.62	**112.0** 86.58 : 129.62	**106.6** 86.58 : 129.62	**102.8** 86.58 : 129.62	**110.2** 92.38 : 131.65
1,4-Dichlorobenzene	TM116	**106.4** 84.04 : 124.40	**104.8** 82.59 : 123.23	**103.0** 84.04 : 124.40	**100.2** 84.04 : 124.40	**103.6** 82.59 : 123.23	**94.6** 72.76 : 126.34
2-Chlorotoluene	TM116	**98.4** 66.81 : 118.43	**102.0** 66.81 : 118.43	**98.2** 66.81 : 118.43	**98.4** 66.81 : 118.43	**103.8** 66.81 : 118.43	**98.6** 72.40 : 116.20
4-Chlorotoluene	TM116	**91.8** 65.88 : 114.76	**102.0** 65.88 : 114.76	**93.8** 65.88 : 114.76	**91.4** 65.88 : 114.76	**104.0** 65.88 : 114.76	**90.6** 66.90 : 112.46
Benzene	TM116	**97.0** 85.63 : 110.10	**100.0** 93.16 : 123.63	**96.4** 85.63 : 110.10	**96.6** 85.63 : 110.10	**95.0** 93.16 : 123.63	**102.4** 89.71 : 111.93
Carbon Disulphide	TM116	**94.0** 75.11 : 124.81	**94.4** 75.11 : 124.81	**96.4** 75.11 : 124.81	**97.2** 75.11 : 124.81	**81.4** 75.11 : 124.81	**94.4** 74.91 : 122.14
Carbontetrachloride	TM116	**98.4** 82.35 : 126.46	**100.2** 82.35 : 126.46	**97.8** 82.35 : 126.46	**98.0** 82.35 : 126.46	**98.8** 82.35 : 126.46	**96.4** 80.31 : 124.50

CERTIFICATE OF ANALYSIS

SDG:	191004-110	**Client Reference:**	70053735	**Report Number:**	527697
Location:	Maylands	**Order Number:**	70053735-S01	**Superseded Report:**	527629

VOC MS (S)

		QC 2035	QC 2035	QC 2044	QC 2011	QC 2078	QC 2018
Chlorobenzene	TM116	**103.8** 82.88 : 122.42	**103.4** 82.88 : 122.42	**103.8** 82.88 : 122.42	**102.0** 82.88 : 122.42	**102.0** 82.88 : 122.42	**98.2** 75.00 : 115.53
Chloroform	TM116	**104.2** 91.34 : 123.04	**107.2** 82.52 : 123.25	**105.2** 91.34 : 123.04	**104.2** 91.34 : 123.04	**98.4** 82.52 : 123.25	**107.4** 87.40 : 122.49
Chloromethane	TM116	**97.0** 52.88 : 131.36	**96.0** 55.37 : 133.35	**105.6** 52.88 : 131.36	**100.8** 52.88 : 131.36	**75.2** 55.37 : 133.35	**83.0** 65.05 : 142.63
Cis-1,2-Dichloroethene	TM116	**95.2** 78.27 : 128.90	**104.6** 78.27 : 128.90	**97.0** 78.27 : 128.90	**96.6** 78.27 : 128.90	**96.8** 78.27 : 128.90	**110.4** 80.67 : 126.72
Dibromomethane	TM116	**102.0** 71.69 : 119.43	**92.2** 77.47 : 121.29	**93.4** 71.69 : 119.43	**95.2** 71.69 : 119.43	**88.4** 77.47 : 121.29	**88.8** 67.80 : 121.75
Dichloromethane	TM116	**111.6** 89.49 : 128.89	**112.6** 81.68 : 125.21	**114.8** 89.49 : 128.89	**116.2** 89.49 : 128.89	**105.2** 81.68 : 125.21	**115.8** 81.11 : 133.25
Ethylbenzene	TM116	**90.8** 70.95 : 113.07	**94.0** 83.56 : 122.99	**89.6** 70.95 : 113.07	**89.8** 70.95 : 113.07	**94.4** 83.56 : 122.99	**88.2** 75.92 : 110.41
Hexachlorobutadiene	TM116	**67.2** 7.32 : 139.00	**81.8** 7.32 : 139.00	**49.0** 7.32 : 139.00	**78.0** 7.32 : 139.00	**84.4** 7.32 : 139.00	**54.8** 12.82 : 152.73
Isopropylbenzene	TM116	**83.0** 52.15 : 132.52	**99.4** 52.15 : 132.52	**82.8** 52.15 : 132.52	**89.0** 52.15 : 132.52	**96.8** 52.15 : 132.52	**95.2** 54.21 : 117.17
Naphthalene	TM116	**112.4** 80.29 : 135.77	**98.4** 79.29 : 125.59	**108.0** 80.29 : 135.77	**107.8** 80.29 : 135.77	**98.0** 79.29 : 125.59	**94.8** 80.86 : 128.81
o-Xylene	TM116	**89.2** 68.16 : 107.61	**96.0** 68.16 : 107.61	**86.4** 68.16 : 107.61	**86.0** 68.16 : 107.61	**93.0** 68.16 : 107.61	**88.6** 69.99 : 108.74
p/m-Xylene	TM116	**90.5** 73.52 : 108.71	**94.6** 77.41 : 112.71	**87.6** 73.52 : 108.71	**86.2** 73.52 : 108.71	**93.8** 77.41 : 112.71	**86.3** 68.32 : 108.91
Sec-Butylbenzene	TM116	**72.0** 49.79 : 125.67	**96.0** 44.71 : 117.87	**73.6** 49.79 : 125.67	**93.8** 49.79 : 125.67	**94.4** 44.71 : 117.87	**80.2** 44.91 : 118.40
Tetrachloroethene	TM116	**100.6** 81.43 : 126.65	**101.4** 81.43 : 126.65	**103.6** 81.43 : 126.65	**103.6** 81.43 : 126.65	**101.0** 81.43 : 126.65	**89.2** 76.95 : 121.02
Toluene	TM116	**91.6** 85.50 : 114.89	**91.4** 87.82 : 116.21	**90.6** 85.50 : 114.89	**88.6** 85.50 : 114.89	**87.2** 87.82 : 116.21	**92.4** 74.24 : 107.42
Trichloroethene	TM116	**99.2** 79.80 : 112.33	**95.0** 79.80 : 112.33	**96.6** 79.80 : 112.33	**94.4** 79.80 : 112.33	**91.6** 79.80 : 112.33	**95.0** 77.61 : 111.54
Trichlorofluoromethane	TM116	**98.0** 88.86 : 128.82	**95.8** 80.52 : 132.12	**101.2** 88.86 : 128.82	**104.6** 88.86 : 128.82	**83.2** 80.52 : 132.12	**95.6** 84.55 : 133.27
Vinyl Chloride	TM116	**93.4** 69.66 : 136.55	**94.0** 58.08 : 128.58	**103.2** 69.66 : 136.55	**101.0** 69.66 : 136.55	**76.6** 58.08 : 128.58	**94.8** 70.29 : 138.58

The above information details the reference name of the analytical quality control sample (AQC) that has been run with the samples contained in this report for the different methods of analysis.
The figure detailed is the percentage recovery result for the AQC.
The subscript numbers below are the percentage recovery lower control limit (LCL) and the upper control limit (UCL). The percentage recovery result for the AQC should be between these limits to be statistically in control.

CERTIFICATE OF ANALYSIS

SDG:	191004-110	**Client Reference:**	70053735	**Report Number:**	527697
Location:	Maylands	**Order Number:**	70053735-S01	**Superseded Report:**	527629

Chromatogram

Analysis: EPH CWG (Aliphatic) GC (S) **Sample No :** 20879666 **Sample ID :** SP22G **Depth :** 0.30 - 0.50

Speciated TPH - AROM (C12 - C40)

Sample Identity: 19615923-
Date Acquired : 08/10/2019 16:47:38 PM
Units : ppb
Dilution: SP22G[0.30 - 0.50] ->



Chromatogram

Analysis: EPH CWG (Aliphatic) GC (S) **Sample No :** 20879810 **Sample ID :** SP22F **Depth :** 0.50 - 0.70

Speciated TPH - AROM (C12 - C40)

Sample Identity: 19615893-
Date Acquired : 08/10/2019 12:59:59 PM
Units : ppb
Dilution: SP22F[0.50 - 0.70] ->



Validated

CERTIFICATE OF ANALYSIS

SDG:	191004-110	**Client Reference:**	70053735	**Report Number:**	527697
Location:	Maylands	**Order Number:**	70053735-S01	**Superseded Report:**	527629

Chromatogram

Analysis: EPH CWG (Aliphatic) GC (S) **Sample No :** 20879943 **Sample ID :** SP22H **Depth :** 0.50 - 0.80

Speciated TPH - AROM (C12 - C40)

Sample Identity: 19615948-
Date Acquired : 08/10/2019 04:29:10 PM
Units : ppb
Dilution: SP22H[0.50 - 0.80] ->



CERTIFICATE OF ANALYSIS

SDG:	191004-110	**Client Reference:**	70053735	**Report Number:**	527697
Location:	Maylands	**Order Number:**	70053735-S01	**Superseded Report:**	527629

Chromatogram

Analysis: EPH CWG (Aliphatic) GC (S) **Sample No :** 20880118 **Sample ID :** SP22D **Depth :** 0.80 - 1.00

Speciated TPH - AROM (C12 - C40)

Sample Identity: 19615848-
Date Acquired : 08/10/2019 07:58:02 PM
Units : ppb
Dilution: SP22D[0.80 - 1.00] ->



Chromatogram

Analysis: EPH CWG (Aliphatic) GC (S) **Sample No :** 20881042 **Sample ID :** SP9C **Depth :** 0.80 - 1.00

Speciated TPH - AROM (C12 - C40)

Sample Identity: 19615097-
Date Acquired : 08/10/2019 05:09:31 PM
Units : ppb
Dilution: SP9C[0.80 - 1.00] ->



CERTIFICATE OF ANALYSIS

SDG:	191004-110	**Client Reference:**	70053735	**Report Number:**	527697
Location:	Maylands	**Order Number:**	70053735-S01	**Superseded Report:**	527629

Chromatogram

Analysis: EPH CWG (Aliphatic) GC (S) **Sample No :** 20881116 **Sample ID :** SP9E **Depth :** 0.50 - 0.70

Speciated TPH - AROM (C12 - C40)

Sample Identity: 19615178-
Date Acquired : 08/10/2019 07:25:40 PM
Units : ppb
Dilution: SP9E[0.50 - 0.70] ->

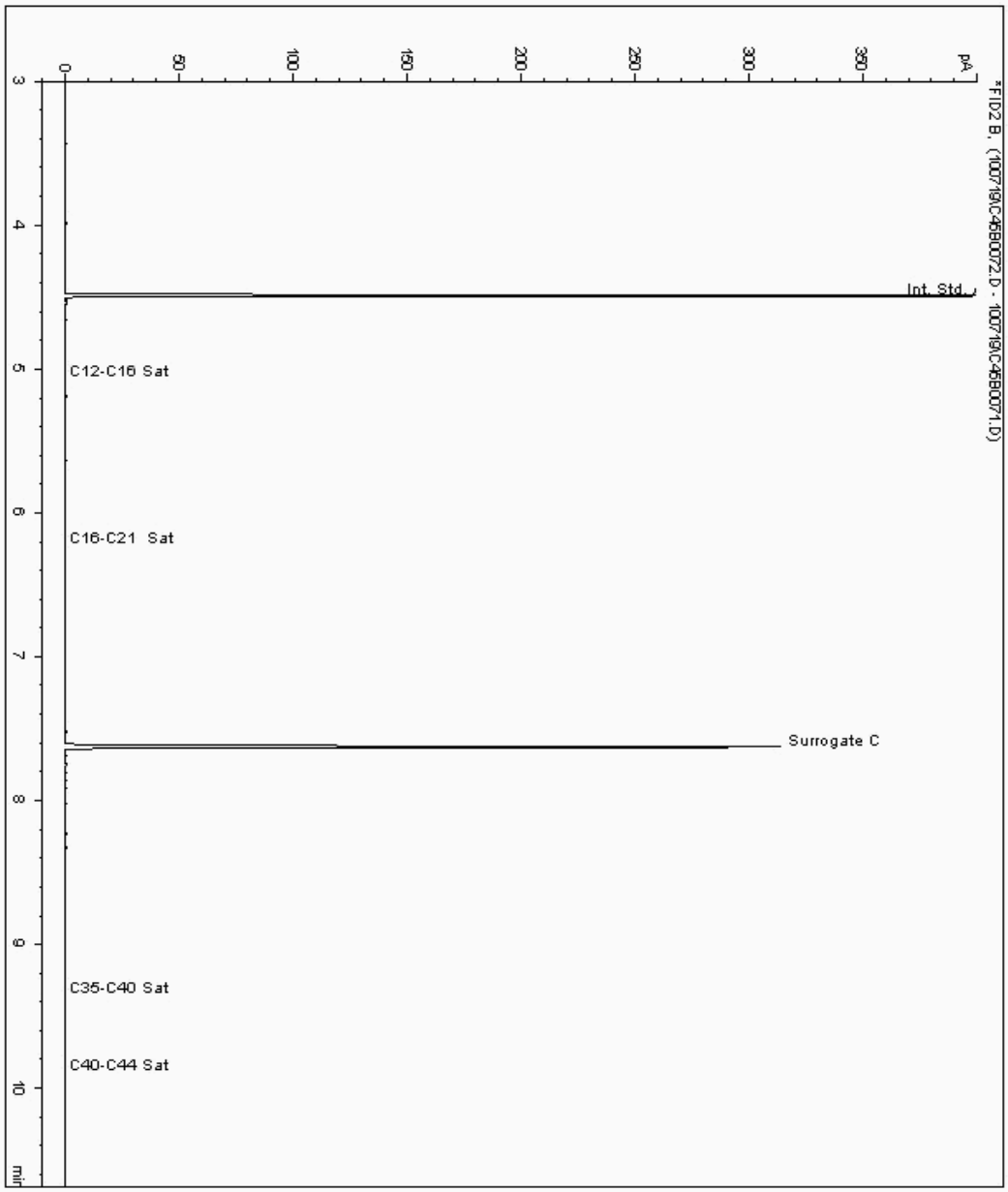

CERTIFICATE OF ANALYSIS

SDG:	191004-110	**Client Reference:**	70053735	**Report Number:**	527697
Location:	Maylands	**Order Number:**	70053735-S01	**Superseded Report:**	527629

Chromatogram

Analysis: EPH CWG (Aliphatic) GC (S) **Sample No :** 20881192 **Sample ID :** SP9F **Depth :** 0.80 - 1.00

Speciated TPH - AROM (C12 - C40)

Sample Identity: 19615246-
Date Acquired : 08/10/2019 13:52:50 PM
Units : ppb
Dilution: SP9F[0.80 - 1.00] ->



CERTIFICATE OF ANALYSIS

SDG:	191004-110	**Client Reference:**	70053735	**Report Number:**	527697
Location:	Maylands	**Order Number:**	70053735-S01	**Superseded Report:**	527629

Chromatogram

Analysis: EPH CWG (Aliphatic) GC (S) **Sample No :** 20881810 **Sample ID :** SP21A **Depth :** 0.80 - 1.00

Speciated TPH - AROM (C12 - C40)

Sample Identity: 19615407-
Date Acquired : 08/10/2019 06:14:26 PM
Units : ppb
Dilution: SP21A[0.80 - 1.00] ->



CERTIFICATE OF ANALYSIS

SDG:	191004-110	**Client Reference:**	70053735	**Report Number:**	527697
Location:	Maylands	**Order Number:**	70053735-S01	**Superseded Report:**	527629

Chromatogram

Analysis: EPH CWG (Aliphatic) GC (S) **Sample No :** 20881883 **Sample ID :** SP21B **Depth :** 0.50 - 0.70

Speciated TPH - AROM (C12 - C40)

Sample Identity: 19616421-
Date Acquired : 08/10/2019 05:41:50 PM
Units : ppb
Dilution: SP21B[0.50 - 0.70] ->



CERTIFICATE OF ANALYSIS

SDG:	191004-110	**Client Reference:**	70053735	**Report Number:**	527697
Location:	Maylands	**Order Number:**	70053735-S01	**Superseded Report:**	527629

Chromatogram

Analysis: EPH CWG (Aliphatic) GC (S) **Sample No :** 20881895 **Sample ID :** SP21M **Depth :** 0.20 - 0.40

Speciated TPH - AROM (C12 - C40)

Sample Identity: 19615720-
Date Acquired : 08/10/2019 03:24:17 PM
Units : ppb
Dilution: SP21M[0.20 - 0.40] ->



CERTIFICATE OF ANALYSIS

SDG:	191004-110	**Client Reference:**	70053735	**Report Number:**	527697
Location:	Maylands	**Order Number:**	70053735-S01	**Superseded Report:**	527629

Chromatogram

Analysis: EPH CWG (Aliphatic) GC (S) **Sample No :** 20881912 **Sample ID :** SP23B **Depth :** 0.70 - 1.00

Speciated TPH - AROM (C12 - C40)

Sample Identity: 19615377-
Date Acquired : 08/10/2019 02:40:22 PM
Units : ppb
Dilution: SP23B[0.70 - 1.00] ->



Chromatogram

Analysis: EPH CWG (Aliphatic) GC (S) **Sample No :** 20881921 **Sample ID :** SP23A **Depth :** 0.50 - 0.70

Speciated TPH - AROM (C12 - C40)

Sample Identity: 19616372-
Date Acquired : 08/10/2019 20:46:39 PM
Units : ppb
Dilution: SP23A[0.50 - 0.70] ->



CERTIFICATE OF ANALYSIS

SDG:	191004-110	**Client Reference:**	70053735	**Report Number:**	527697
Location:	Maylands	**Order Number:**	70053735-S01	**Superseded Report:**	527629

Chromatogram

Analysis: EPH CWG (Aliphatic) GC (S) **Sample No :** 20881963 **Sample ID :** SP9B **Depth :** 0.70 - 1.00

Speciated TPH - AROM (C12 - C40)

Sample Identity: 19616530-
Date Acquired : 07/10/2019 21:17:38 PM
Units : ppb
Dilution: SP9B[0.70 - 1.00] ->



CERTIFICATE OF ANALYSIS

SDG:	191004-110	**Client Reference:**	70053735	**Report Number:**	527697
Location:	Maylands	**Order Number:**	70053735-S01	**Superseded Report:**	527629

Chromatogram

Analysis: EPH CWG (Aliphatic) GC (S) **Sample No :** 20881988 **Sample ID :** SP22L **Depth :** 0.30 - 0.50

Speciated TPH - AROM (C12 - C40)

Sample Identity: 19616042-
Date Acquired : 08/10/2019 17:20:24 PM
Units : ppb
Dilution: SP22L[0.30 - 0.50] ->



CERTIFICATE OF ANALYSIS

SDG:	191004-110	**Client Reference:**	70053735	**Report Number:**	527697
Location:	Maylands	**Order Number:**	70053735-S01	**Superseded Report:**	527629

Chromatogram

Analysis: EPH CWG (Aliphatic) GC (S) **Sample No :** 20882001 **Sample ID :** SP22N **Depth :** 0.70 - 0.90

Speciated TPH - AROM (C12 - C40)

Sample Identity: 19616100-
Date Acquired : 07/10/2019 22:22:06 PM
Units : ppb
Dilution: SP22N[0.70 - 0.90] ->

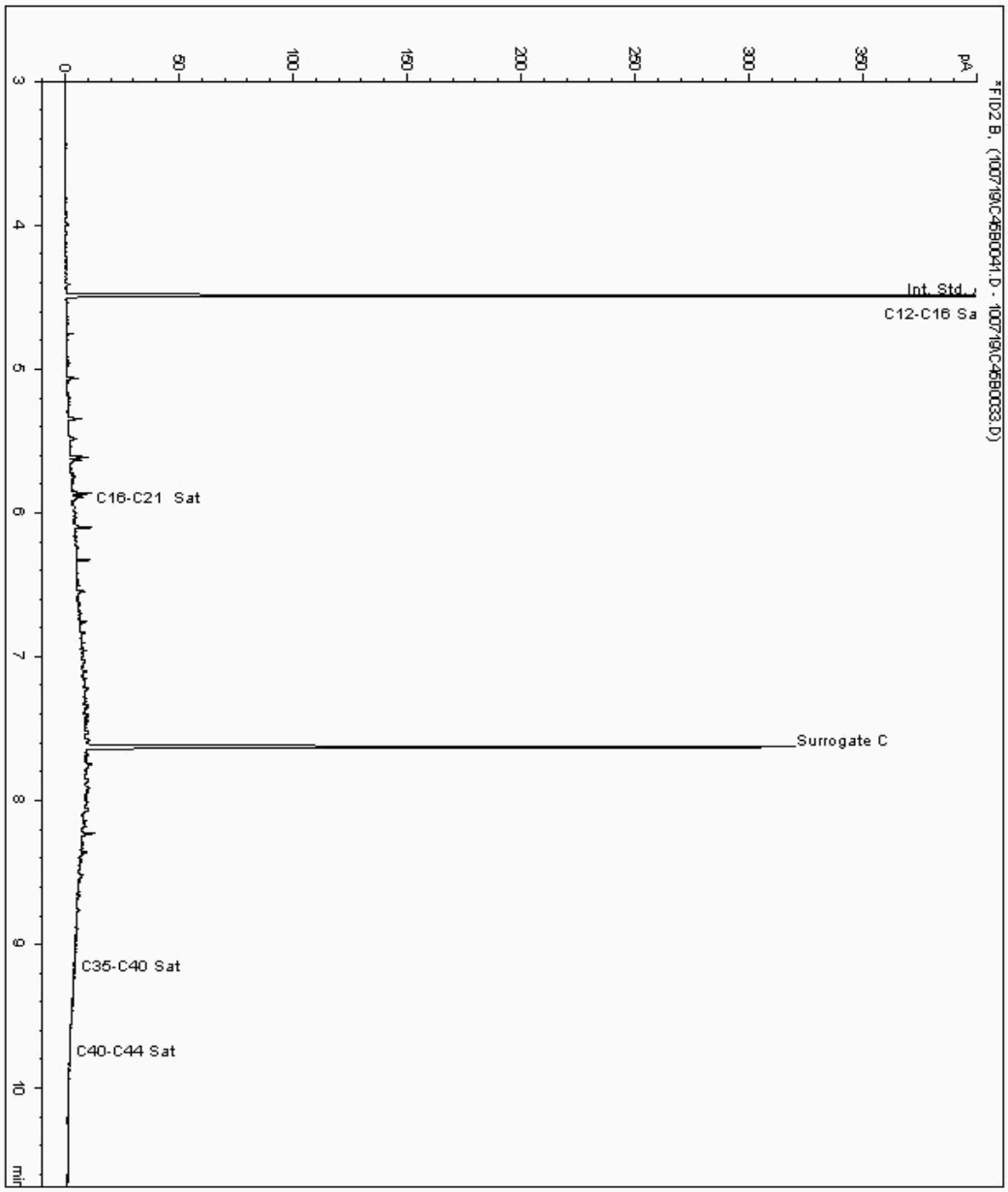

Chromatogram

Analysis: EPH CWG (Aliphatic) GC (S) **Sample No :** 20882029 **Sample ID :** SP22R **Depth :** 1.00 - 1.20

Speciated TPH - AROM (C12 - C40)

Sample Identity: 19616195-
Date Acquired : 08/10/2019 14:13:08 PM
Units : ppb
Dilution: SP22R[1.00 - 1.20] ->

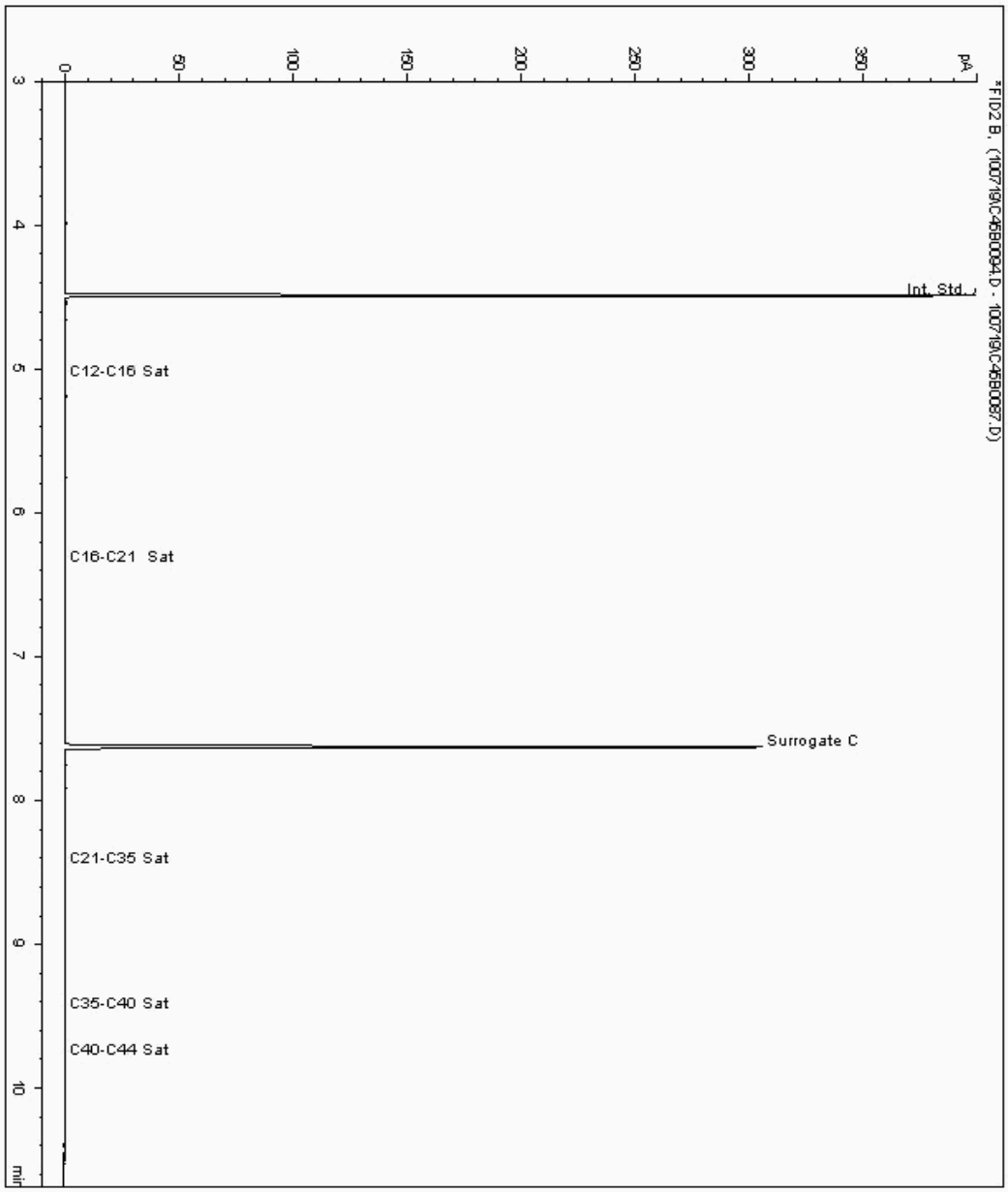

Chromatogram

Analysis: EPH CWG (Aliphatic) GC (S) **Sample No :** 20882062 **Sample ID :** SP9D **Depth :** 0.90 - 1.10

Speciated TPH - AROM (C12 - C40)

Sample Identity: 19615139-
Date Acquired : 07/10/2019 20:33:26 PM
Units : ppb
Dilution: SP9D[0.90 - 1.10] ->

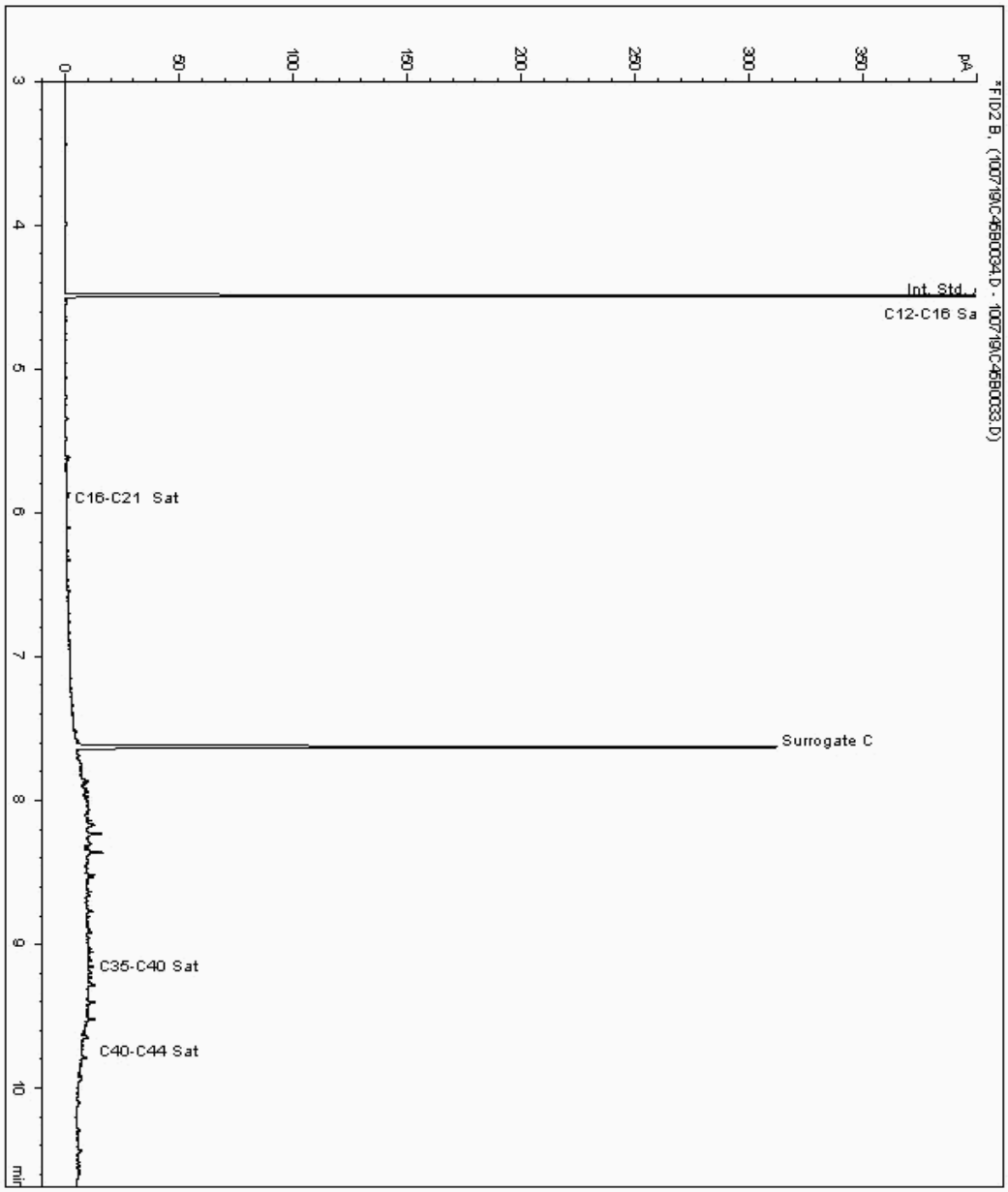

CERTIFICATE OF ANALYSIS

SDG:	191004-110	**Client Reference:**	70053735	**Report Number:**	527697
Location:	Maylands	**Order Number:**	70053735-S01	**Superseded Report:**	527629

Chromatogram

Analysis: EPH CWG (Aliphatic) GC (S) **Sample No :** 20882083 **Sample ID :** SP22K **Depth :** 0.10 - 0.30

Speciated TPH - AROM (C12 - C40)

Sample Identity: 19616018-
Date Acquired : 07/10/2019 23:54:59 PM
Units : ppb
Dilution: SP22K[0.10 - 0.30] ->

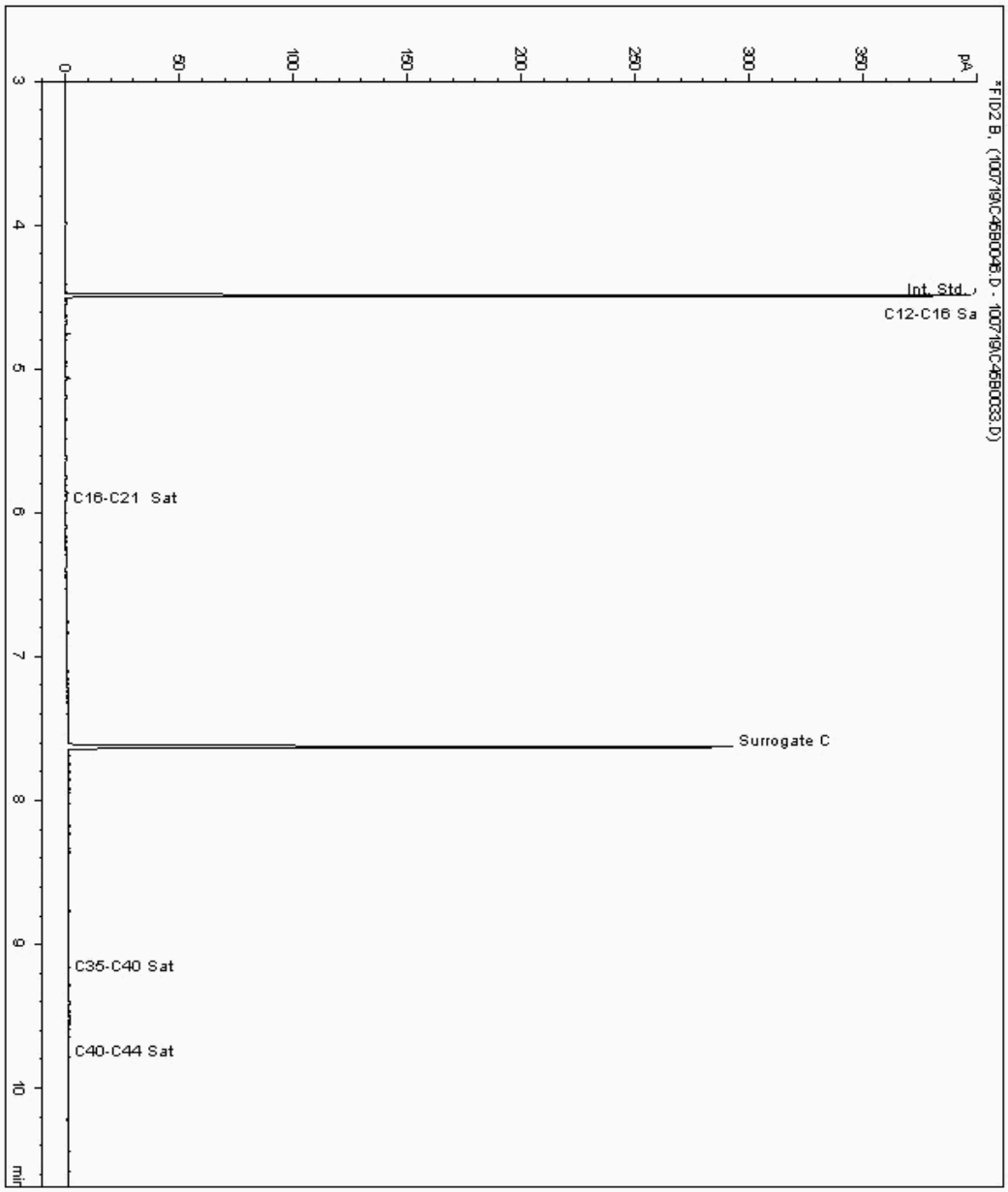

Validated

CERTIFICATE OF ANALYSIS

SDG:	191004-110	**Client Reference:**	70053735	**Report Number:**	527697
Location:	Maylands	**Order Number:**	70053735-S01	**Superseded Report:**	527629

Chromatogram

Analysis: EPH CWG (Aliphatic) GC (S) **Sample No :** 20882145 **Sample ID :** SP21C **Depth :** 0.30 - 0.50

Speciated TPH - AROM (C12 - C40)

Sample Identity: 19615456-
Date Acquired : 08/10/2019 15:54:50 PM
Units : ppb
Dilution: SP21C[0.30 - 0.50] ->

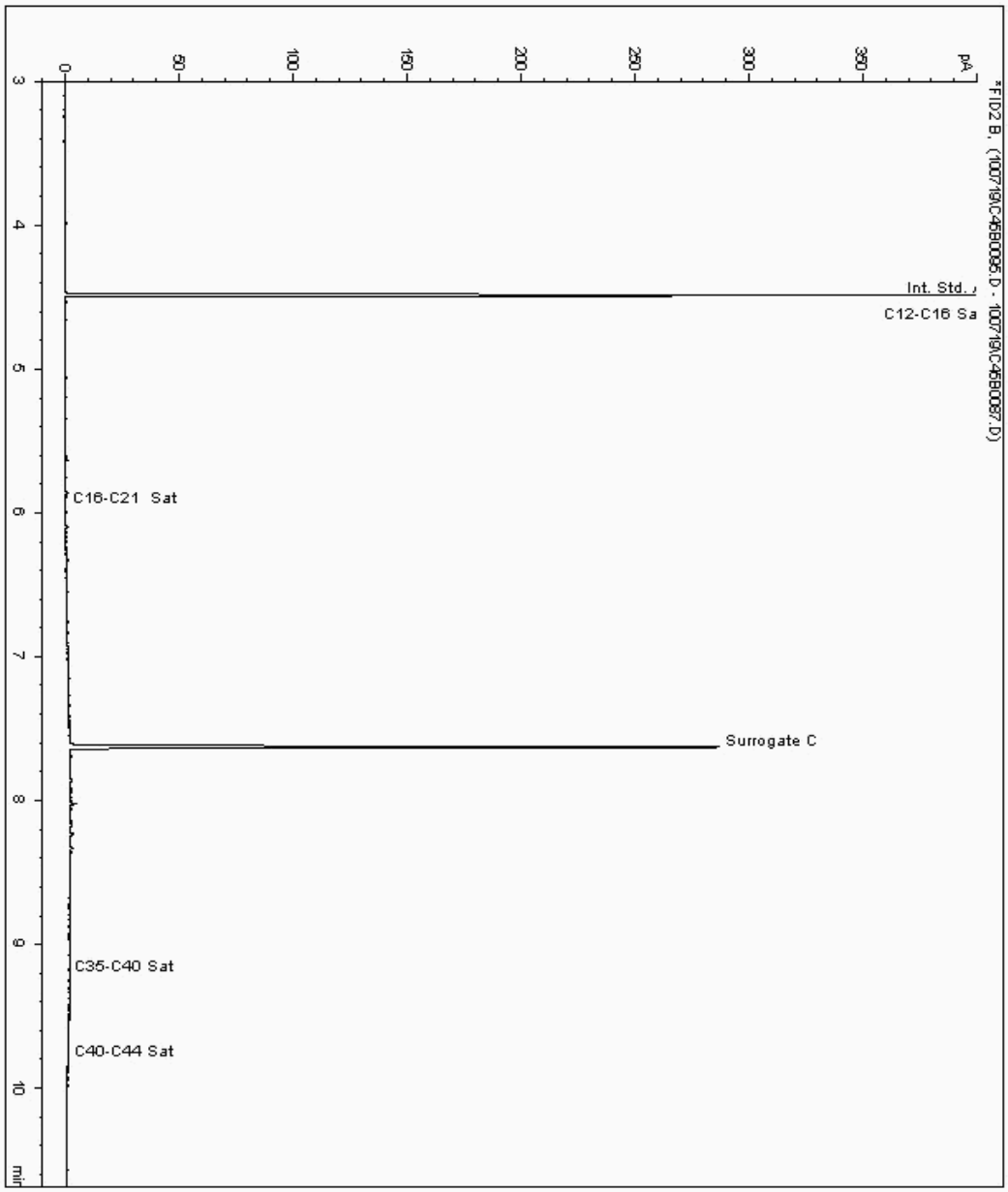

Validated

CERTIFICATE OF ANALYSIS

SDG:	191004-110	**Client Reference:**	70053735	**Report Number:**	527697
Location:	Maylands	**Order Number:**	70053735-S01	**Superseded Report:**	527629

Chromatogram

Analysis: EPH CWG (Aliphatic) GC (S) **Sample No :** 20882181 **Sample ID :** SP22J **Depth :** 0.20 - 0.40

Speciated TPH - AROM (C12 - C40)

Sample Identity: 19615997-
Date Acquired : 08/10/2019 04:49:22 PM
Units : ppb
Dilution: SP22J[0.20 - 0.40] ->

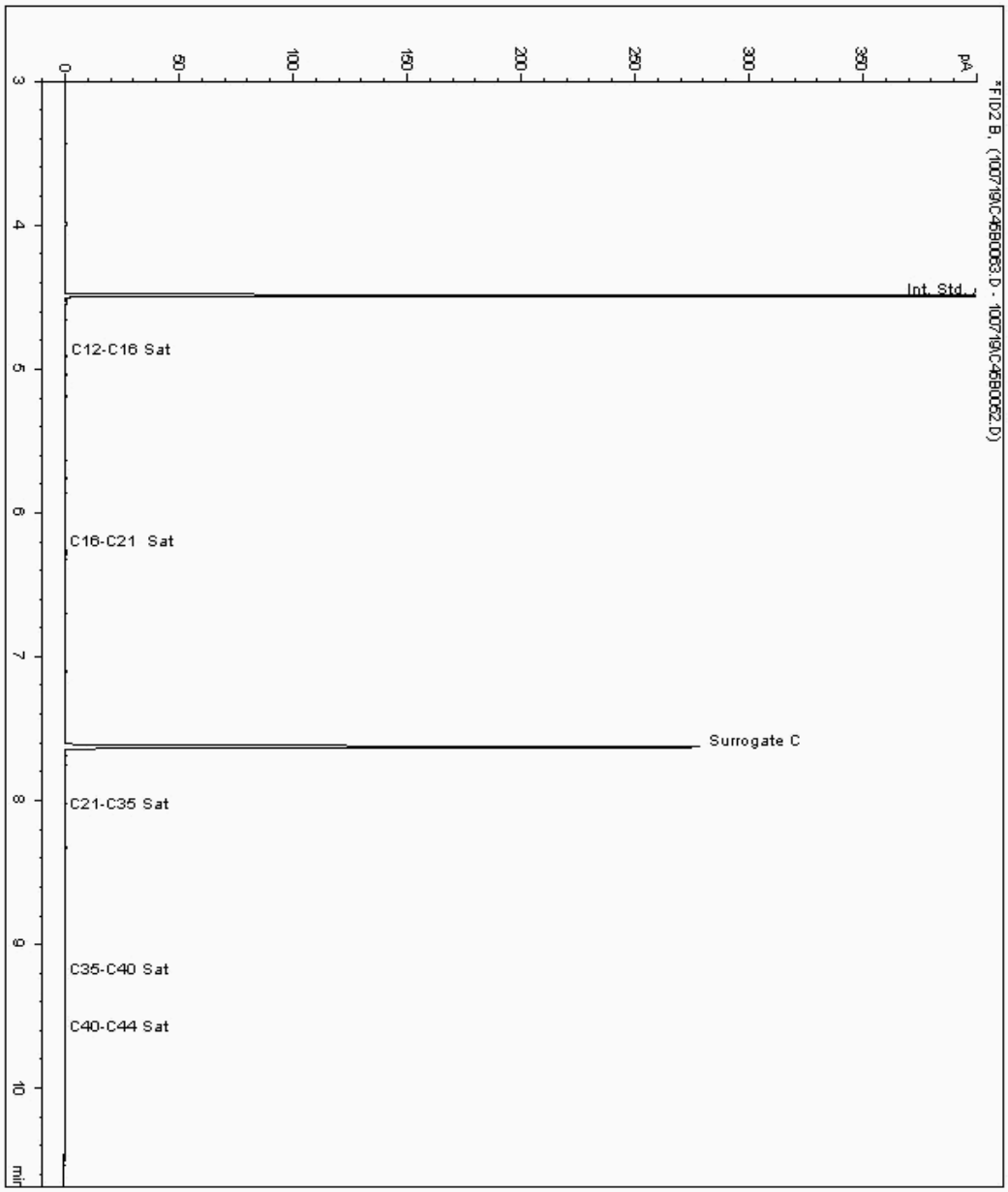

CERTIFICATE OF ANALYSIS

SDG:	191004-110	**Client Reference:**	70053735	**Report Number:**	527697
Location:	Maylands	**Order Number:**	70053735-S01	**Superseded Report:**	527629

Chromatogram

Analysis: EPH CWG (Aliphatic) GC (S) **Sample No :** 20882229 **Sample ID :** SP22P **Depth :** 0.80 - 1.00

Speciated TPH - AROM (C12 - C40)

Sample Identity: 19616155-
Date Acquired : 08/10/2019 00:27:24 PM
Units : ppb
Dilution: SP22P[0.80 - 1.00] ->

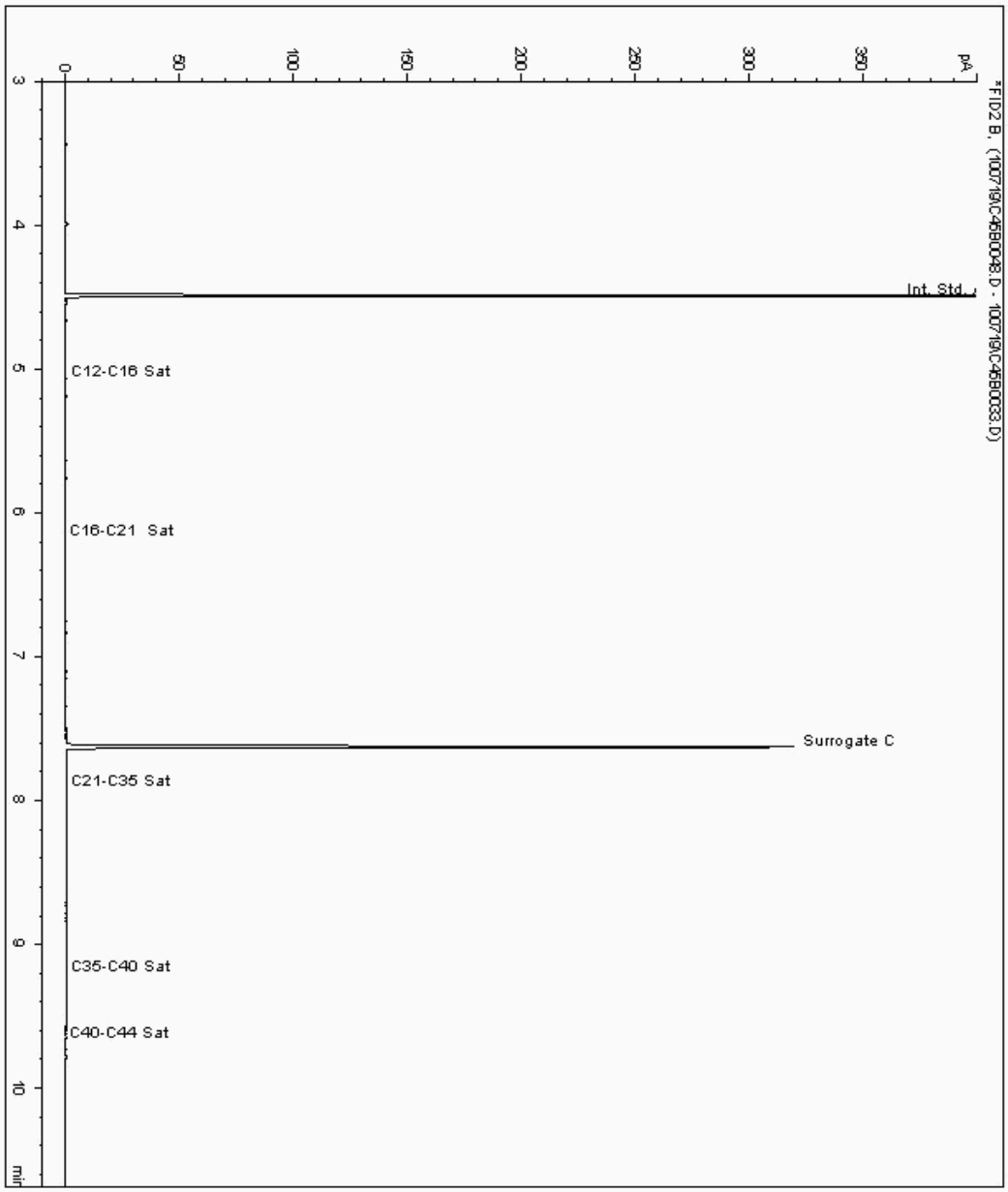

CERTIFICATE OF ANALYSIS

SDG:	191004-110	**Client Reference:**	70053735	**Report Number:**	527697
Location:	Maylands	**Order Number:**	70053735-S01	**Superseded Report:**	527629

Chromatogram

Analysis: EPH CWG (Aliphatic) GC (S) **Sample No :** 20882269 **Sample ID :** SP22U **Depth :** 0.50 - 0.80

Speciated TPH - AROM (C12 - C40)

Sample Identity: 19616275-
Date Acquired : 07/10/2019 23:14:41 PM
Units : ppb
Dilution: SP22U[0.50 - 0.80] ->

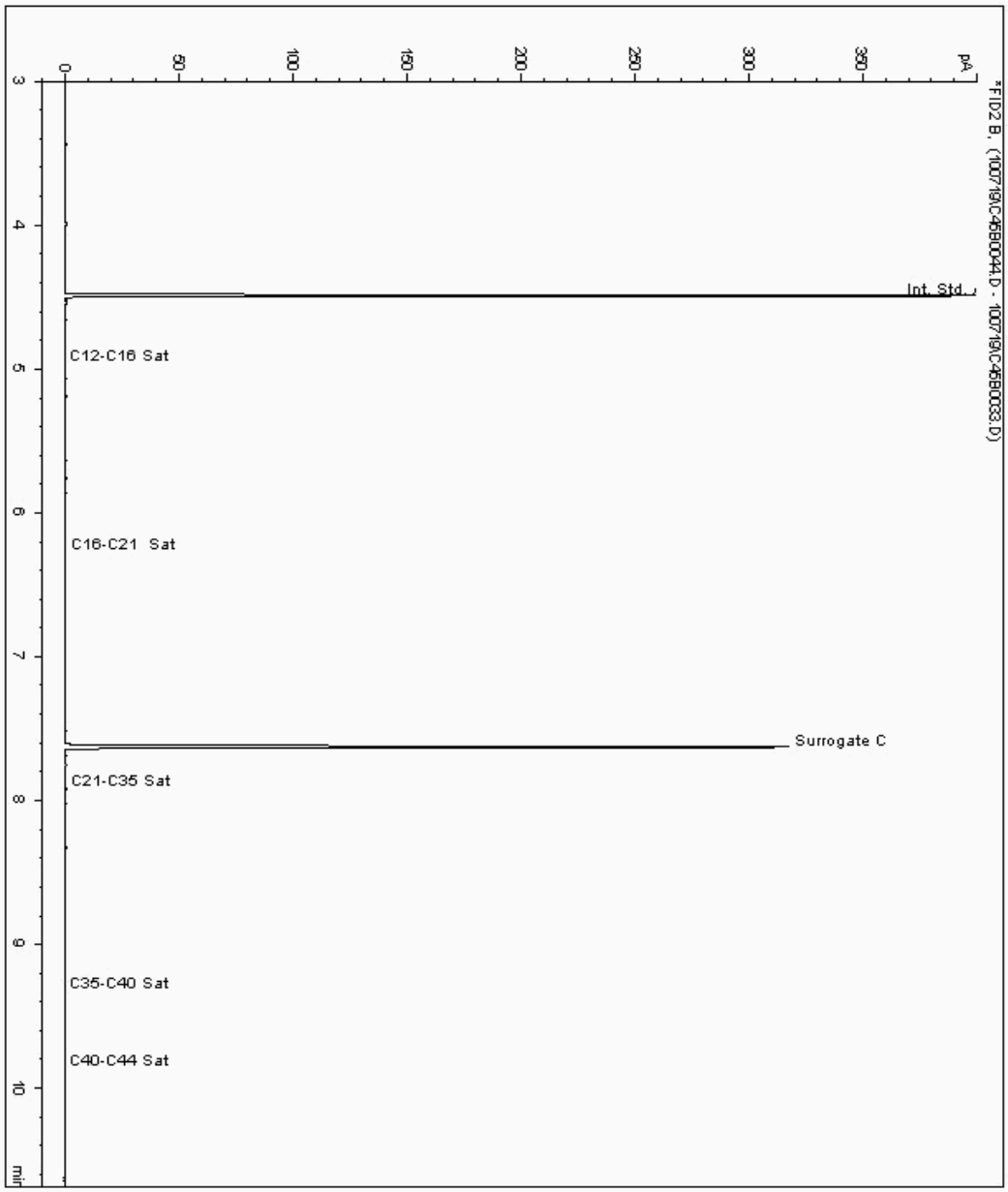

CERTIFICATE OF ANALYSIS

SDG:	191004-110	**Client Reference:**	70053735	**Report Number:**	527697
Location:	Maylands	**Order Number:**	70053735-S01	**Superseded Report:**	527629

Chromatogram

Analysis: EPH CWG (Aliphatic) GC (S) **Sample No :** 20882393 **Sample ID :** SP22I **Depth :** 0.80 - 1.10

Speciated TPH - AROM (C12 - C40)

Sample Identity: 19615974-
Date Acquired : 07/10/2019 18:05:10 PM
Units : ppb
Dilution: SP22I[0.80 - 1.10] ->



Validated

CERTIFICATE OF ANALYSIS

SDG:	191004-110	**Client Reference:**	70053735	**Report Number:**	527697
Location:	Maylands	**Order Number:**	70053735-S01	**Superseded Report:**	527629

Chromatogram

Analysis: EPH CWG (Aliphatic) GC (S) **Sample No :** 20882470 **Sample ID :** SP22Q **Depth :** 0.70 - 0.90

Speciated TPH - AROM (C12 - C40)

Sample Identity: 19616173-
Date Acquired : 08/10/2019 03:56:30 PM
Units : ppb
Dilution: SP22Q[0.70 - 0.90] ->



CERTIFICATE OF ANALYSIS

SDG:	191004-110	**Client Reference:**	70053735	**Report Number:**	527697
Location:	Maylands	**Order Number:**	70053735-S01	**Superseded Report:**	527629

Chromatogram

Analysis: EPH CWG (Aliphatic) GC (S) **Sample No :** 20882525 **Sample ID :** SP22M **Depth :** 0.50 - 0.80

Speciated TPH - AROM (C12 - C40)

Sample Identity: 19616070-
Date Acquired : 07/10/2019 19:54:33 PM
Units : ppb
Dilution: SP22M[0.50 - 0.80] ->

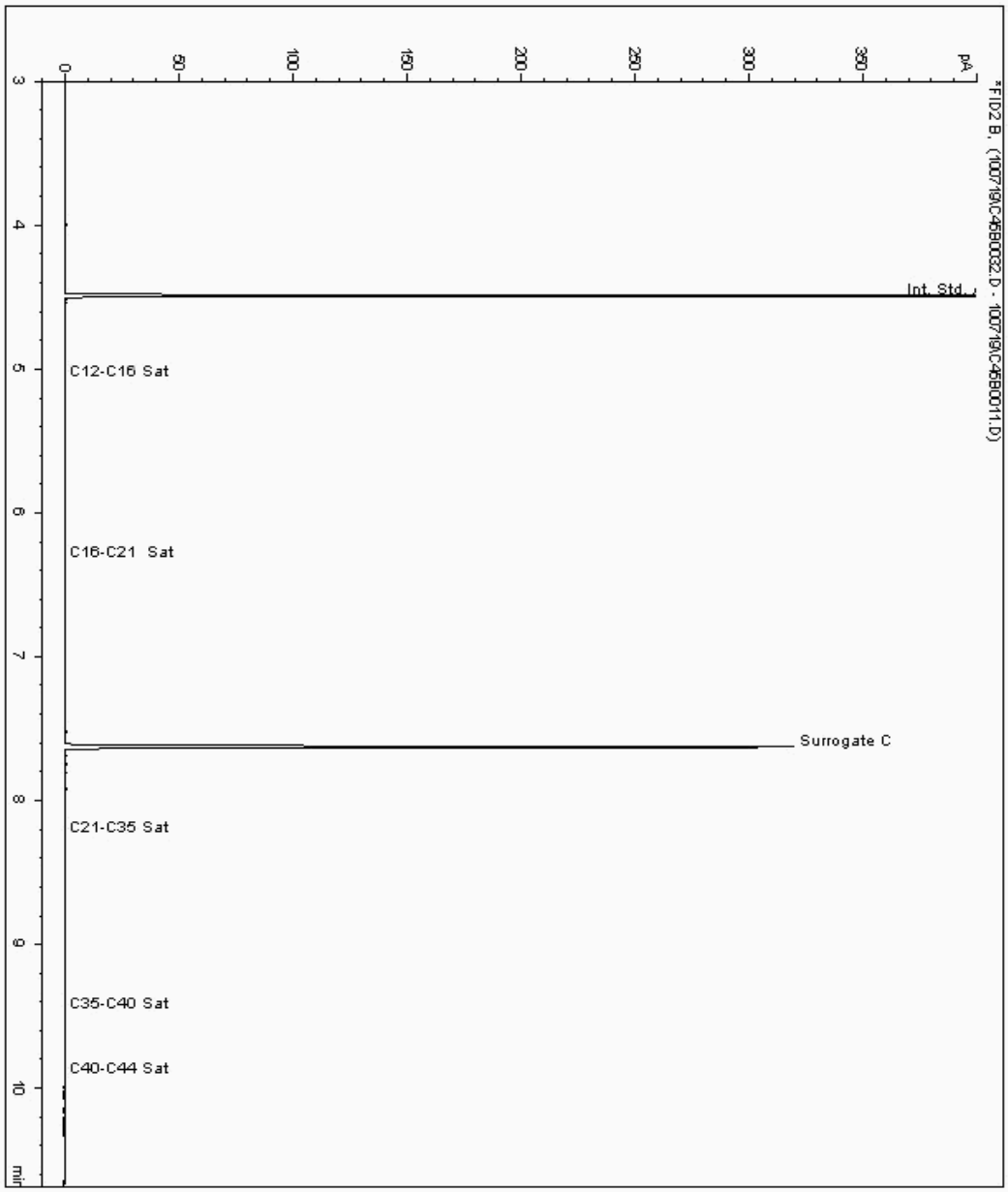

Validated

CERTIFICATE OF ANALYSIS

SDG:	191004-110	**Client Reference:**	70053735	**Report Number:**	527697
Location:	Maylands	**Order Number:**	70053735-S01	**Superseded Report:**	527629

Chromatogram

Analysis: EPH CWG (Aliphatic) GC (S) **Sample No :** 20882561 **Sample ID :** SP26 **Depth :** 0.10 - 0.30

Speciated TPH - AROM (C12 - C40)

Sample Identity: 19615754-
Date Acquired : 08/10/2019 18:41:31 PM
Units : ppb
Dilution: SP26[0.10 - 0.30] ->



CERTIFICATE OF ANALYSIS

SDG:	191004-110	**Client Reference:**	70053735	**Report Number:**	527697
Location:	Maylands	**Order Number:**	70053735-S01	**Superseded Report:**	527629

Chromatogram

Analysis: EPH CWG (Aliphatic) GC (S) **Sample No :** 20882609 **Sample ID :** SP21I **Depth :** 0.50 - 0.70

Speciated TPH - AROM (C12 - C40)

Sample Identity: 19615575-
Date Acquired : 08/10/2019 20:06:20 PM
Units : ppb
Dilution: SP21I[0.50 - 0.70] ->



Validated

CERTIFICATE OF ANALYSIS

SDG:	191004-110	**Client Reference:**	70053735	**Report Number:**	527697
Location:	Maylands	**Order Number:**	70053735-S01	**Superseded Report:**	527629

Chromatogram

Analysis: EPH CWG (Aliphatic) GC (S) **Sample No :** 20882662 **Sample ID :** SP22S **Depth :** 0.90 - 1.10

Speciated TPH - AROM (C12 - C40)

Sample Identity: 19616238-
Date Acquired : 08/10/2019 08:18:12 PM
Units : ppb
Dilution: SP22S[0.90 - 1.10] ->

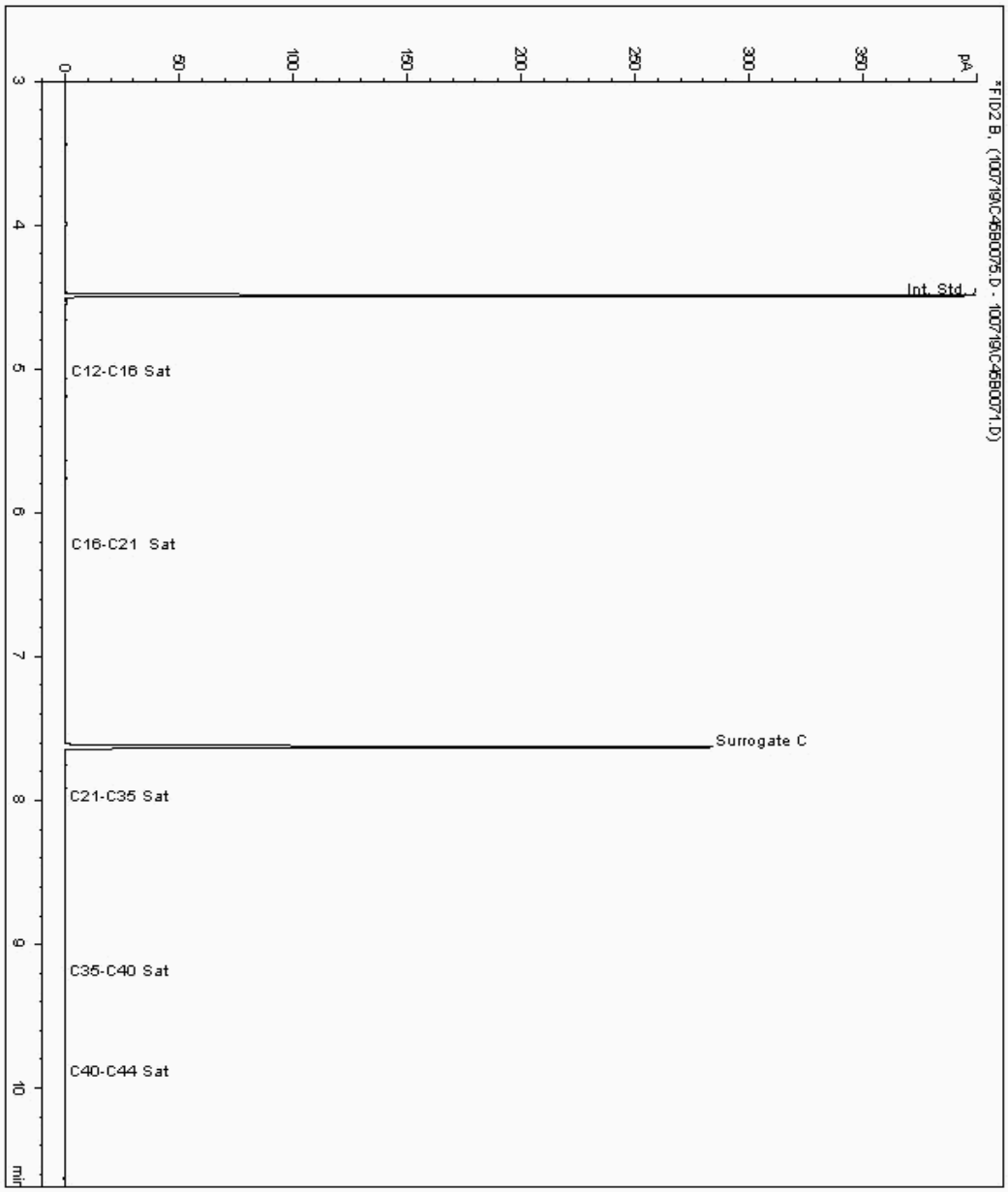

Validated

CERTIFICATE OF ANALYSIS

SDG:	191004-110	**Client Reference:**	70053735	**Report Number:**	527697
Location:	Maylands	**Order Number:**	70053735-S01	**Superseded Report:**	527629

Chromatogram

Analysis: EPH CWG (Aliphatic) GC (S) **Sample No :** 20882695 **Sample ID :** SP22T **Depth :** 0.00 - 0.30

Speciated TPH - AROM (C12 - C40)

Sample Identity: 19616256-
Date Acquired : 10/10/2019 17:33:38 PM
Units : ppb
Dilution: SP22T[0.00 - 0.30] ->



CERTIFICATE OF ANALYSIS

SDG:	191004-110	**Client Reference:**	70053735	**Report Number:**	527697
Location:	Maylands	**Order Number:**	70053735-S01	**Superseded Report:**	527629

Chromatogram

Analysis: EPH CWG (Aliphatic) GC (S) **Sample No :** 20882726 **Sample ID :** SP20 **Depth :** 0.30 - 0.50

Speciated TPH - AROM (C12 - C40)

Sample Identity: 19615343-
Date Acquired : 08/10/2019 13:20:22 PM
Units : ppb
Dilution: SP20[0.30 - 0.50] ->



Validated

CERTIFICATE OF ANALYSIS

SDG:	191004-110	**Client Reference:**	70053735	**Report Number:**	527697
Location:	Maylands	**Order Number:**	70053735-S01	**Superseded Report:**	527629

Chromatogram

Analysis: EPH CWG (Aliphatic) GC (S) **Sample No :** 20882733 **Sample ID :** SP22O **Depth :** 0.30 - 0.50

Speciated TPH - AROM (C12 - C40)

Sample Identity: 19616129-
Date Acquired : 08/10/2019 18:01:06 PM
Units : ppb
Dilution: SP22O[0.30 - 0.50] ->



CERTIFICATE OF ANALYSIS

SDG:	191004-110	**Client Reference:**	70053735	**Report Number:**	527697
Location:	Maylands	**Order Number:**	70053735-S01	**Superseded Report:**	527629

Chromatogram

Analysis: EPH CWG (Aliphatic) GC (S) **Sample No :** 20882802 **Sample ID :** SP21K **Depth :** 0.80 - 1.00

Speciated TPH - AROM (C12 - C40)

Sample Identity: 19615660-
Date Acquired : 07/10/2019 22:54:28 PM
Units : ppb
Dilution: SP21K[0.80 - 1.00] ->



Chromatogram

Analysis: EPH CWG (Aliphatic) GC (S) **Sample No :** 20882851 **Sample ID :** SP21E **Depth :** 0.30 - 0.50

Speciated TPH - AROM (C12 - C40)

Sample Identity: 19615479-
Date Acquired : 07/10/2019 19:22:07 PM
Units : ppb
Dilution: SP21E[0.30 - 0.50] ->



CERTIFICATE OF ANALYSIS

SDG:	191004-110	**Client Reference:**	70053735	**Report Number:**	527697
Location:	Maylands	**Order Number:**	70053735-S01	**Superseded Report:**	527629

Chromatogram

Analysis: EPH CWG (Aliphatic) GC (S) **Sample No :** 20882882 **Sample ID :** SP3 **Depth :** 0.30 - 0.50

Speciated TPH - AROM (C12 - C40)

Sample Identity: 19615434-
Date Acquired : 08/10/2019 21:42:38 PM
Units : ppb
Dilution: SP3[0.30 - 0.50] ->



Validated

CERTIFICATE OF ANALYSIS

SDG:	191004-110	**Client Reference:**	70053735	**Report Number:**	527697
Location:	Maylands	**Order Number:**	70053735-S01	**Superseded Report:**	527629

Chromatogram

Analysis: EPH CWG (Aliphatic) GC (S) **Sample No :** 20882923 **Depth :** 0.10 - 0.30
Sample ID : SP1

Speciated TPH - AROM (C12 - C40)

Sample Identity: 19615045-
Date Acquired : 08/10/2019 20:26:31 PM
Units : ppb
Dilution: SP1[0.10 - 0.30] ->



CERTIFICATE OF ANALYSIS

SDG:	191004-110	**Client Reference:**	70053735	**Report Number:**	527697
Location:	Maylands	**Order Number:**	70053735-S01	**Superseded Report:**	527629

Chromatogram

Analysis: EPH CWG (Aliphatic) GC (S) **Sample No :** 20882950 **Sample ID :** SP2 **Depth :** 0.10 - 0.30

Speciated TPH - AROM (C12 - C40)

Sample Identity: 19615308-
Date Acquired : 08/10/2019 19:01:45 PM
Units : ppb
Dilution: SP2[0.10 - 0.30] ->



CERTIFICATE OF ANALYSIS

SDG:	191004-110	**Client Reference:**	70053735	**Report Number:**	527697
Location:	Maylands	**Order Number:**	70053735-S01	**Superseded Report:**	527629

Chromatogram

Analysis: EPH CWG (Aliphatic) GC (S) **Sample No :** 20882951 **Sample ID :** SP21G **Depth :** 0.20 - 0.40

Speciated TPH - AROM (C12 - C40)

Sample Identity: 19615526-
Date Acquired : 08/10/2019 17:40:48 PM
Units : ppb
Dilution: SP21G[0.20 - 0.40] ->



Chromatogram

Analysis: EPH CWG (Aliphatic) GC (S) **Sample No :** 20882992 **Sample ID :** SP21L **Depth :** 0.70 - 0.90

Speciated TPH - AROM (C12 - C40)

Sample Identity: 19615685-
Date Acquired : 08/10/2019 08:38:36 PM
Units : ppb
Dilution: SP21L[0.70 - 0.90] ->



CERTIFICATE OF ANALYSIS

SDG:	191004-110	**Client Reference:**	70053735	**Report Number:**	527697
Location:	Maylands	**Order Number:**	70053735-S01	**Superseded Report:**	527629

Chromatogram

Analysis: EPH CWG (Aliphatic) GC (S) **Sample No :** 20883008 **Sample ID :** SP21J **Depth :** 0.50 - 0.70

Speciated TPH - AROM (C12 - C40)

Sample Identity: 19615624-
Date Acquired : 08/10/2019 16:27:17 PM
Units : ppb
Dilution: SP21J[0.50 - 0.70] ->



CERTIFICATE OF ANALYSIS

SDG:	191004-110	**Client Reference:**	70053735	**Report Number:**	527697
Location:	Maylands	**Order Number:**	70053735-S01	**Superseded Report:**	527629

Chromatogram

Analysis: EPH CWG (Aliphatic) GC (S) **Sample No :** 20883031 **Sample ID :** SP7 **Depth :** 0.30 - 0.50

Speciated TPH - AROM (C12 - C40)

Sample Identity: 19616219-
Date Acquired : 08/10/2019 10:45:09 PM
Units : ppb
Dilution: SP7[0.30 - 0.50] ->



CERTIFICATE OF ANALYSIS

SDG:	191004-110	**Client Reference:**	70053735	**Report Number:**	527697
Location:	Maylands	**Order Number:**	70053735-S01	**Superseded Report:**	527629

Chromatogram

Analysis: EPH CWG (Aliphatic) GC (S) **Sample No :** 20883034 **Sample ID :** SP21H **Depth :** 0.30 - 0.50

Speciated TPH - AROM (C12 - C40)

Sample Identity: 19615552-
Date Acquired : 08/10/2019 19:45:48 PM
Units : ppb
Dilution: SP21H[0.30 - 0.50] ->



CERTIFICATE OF ANALYSIS

SDG:	191004-110	**Client Reference:**	70053735	**Report Number:**	527697
Location:	Maylands	**Order Number:**	70053735-S01	**Superseded Report:**	527629

Chromatogram

Analysis: EPH CWG (Aliphatic) GC (S) **Sample No :** 20883082 **Sample ID :** SP8 **Depth :** 0.50 - 0.70

Speciated TPH - AROM (C12 - C40)

Sample Identity: 19616313-
Date Acquired : 07/10/2019 21:49:59 PM
Units : ppb
Dilution: SP8[0.50 - 0.70] ->



CERTIFICATE OF ANALYSIS

SDG:	191004-110	**Client Reference:**	70053735	**Report Number:**	527697
Location:	Maylands	**Order Number:**	70053735-S01	**Superseded Report:**	527629

Chromatogram

Analysis: EPH CWG (Aliphatic) GC (S) **Sample No :** 20883213 **Sample ID :** SP4 **Depth :** 0.00 - 0.20

Speciated TPH - AROM (C12 - C40)

Sample Identity: 19616453-
Date Acquired : 08/10/2019 18:21:18 PM
Units : ppb
Dilution: SP4[0.00 - 0.20] ->

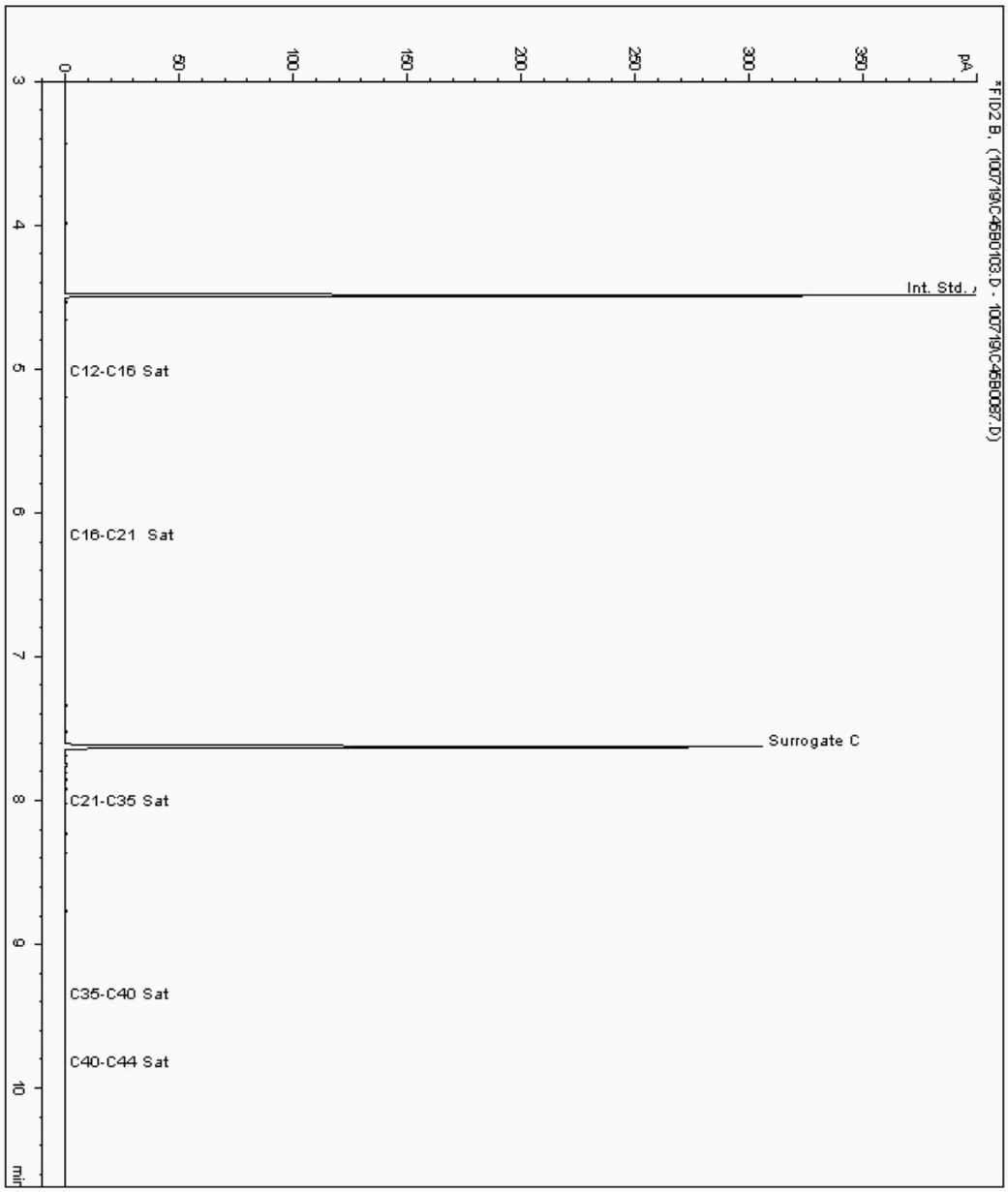

Chromatogram

Analysis: EPH CWG (Aliphatic) GC (S) **Sample No :** 20883223 **Sample ID :** SP9A **Depth :** 0.30 - 0.50

Speciated TPH - AROM (C12 - C40)

Sample Identity: 19616334-
Date Acquired : 07/10/2019 23:34:51 PM
Units : ppb
Dilution: SP9A[0.30 - 0.50] ->



CERTIFICATE OF ANALYSIS

SDG:	191004-110	**Client Reference:**	70053735	**Report Number:**	527697
Location:	Maylands	**Order Number:**	70053735-S01	**Superseded Report:**	527629

Chromatogram

Analysis: EPH CWG (Aliphatic) GC (S) **Sample No :** 20884619 **Sample ID :** SP22B **Depth :** 0.40 - 0.60

Speciated TPH - AROM (C12 - C40)

Sample Identity: 19615823-
Date Acquired : 08/10/2019 10:24:54 PM
Units : ppb
Dilution: SP22B[0.40 - 0.60] ->

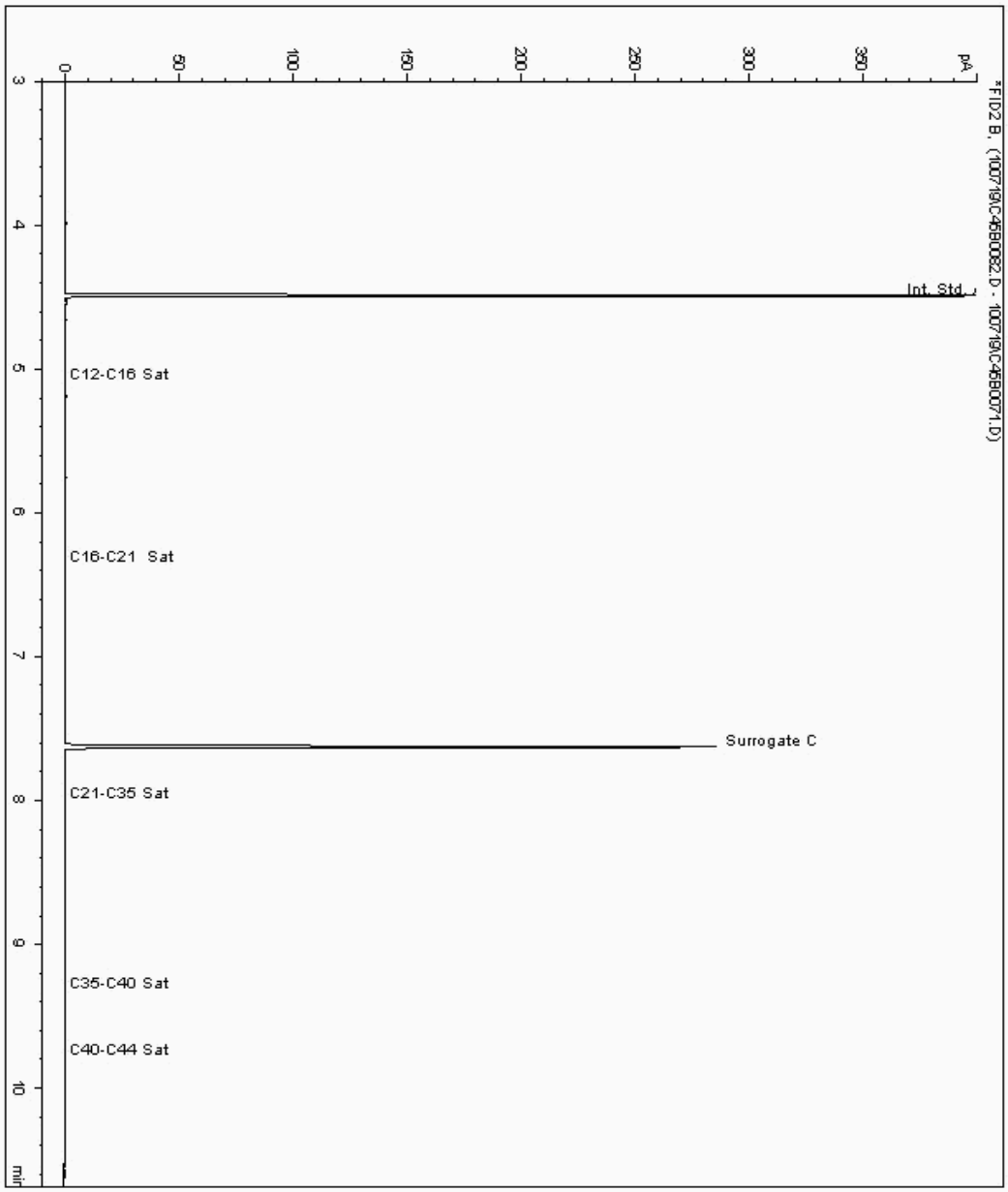

CERTIFICATE OF ANALYSIS

SDG:	191004-110	**Client Reference:**	70053735	**Report Number:**	527697
Location:	Maylands	**Order Number:**	70053735-S01	**Superseded Report:**	527629

Chromatogram

Analysis: EPH CWG (Aliphatic) GC (S) **Sample No :** 20884727 **Sample ID :** SP22E **Depth :** 0.20 - 0.40

Speciated TPH - AROM (C12 - C40)

Sample Identity: 19615871-
Date Acquired : 08/10/2019 10:03:44 PM
Units : ppb
Dilution: SP22E[0.20 - 0.40] ->

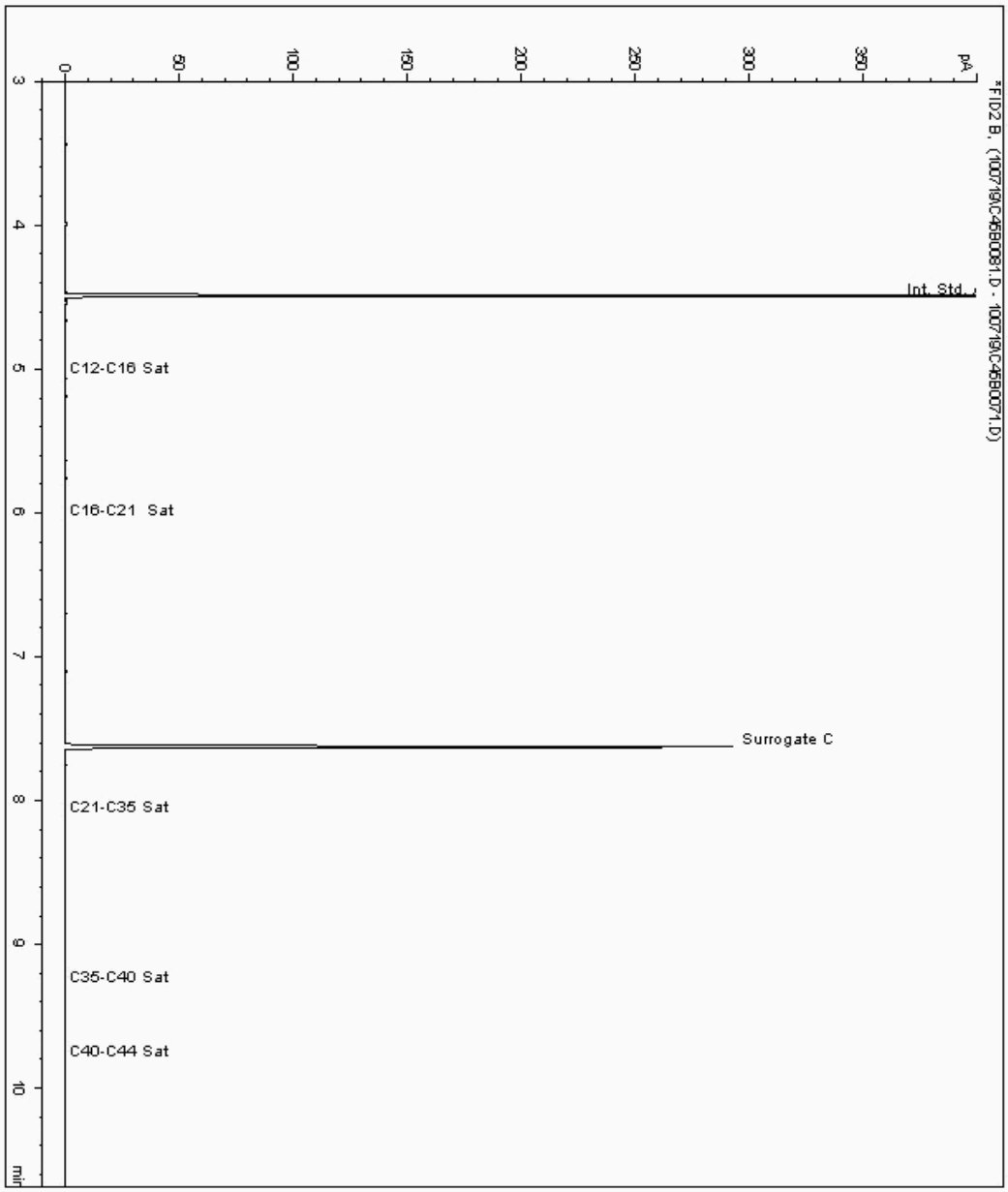

CERTIFICATE OF ANALYSIS

SDG:	191004-110	**Client Reference:**	70053735	**Report Number:**	527697
Location:	Maylands	**Order Number:**	70053735-S01	**Superseded Report:**	527629

Chromatogram

Analysis: EPH CWG (Aliphatic) GC (S) **Sample No :** 20884769 **Sample ID :** SP22C **Depth :** 0.60 - 0.80

Speciated TPH - AROM (C12 - C40)

Sample Identity: 19616491-
Date Acquired : 08/10/2019 09:10:45 PM
Units : ppb
Dilution: SP22C[0.60 - 0.80] ->

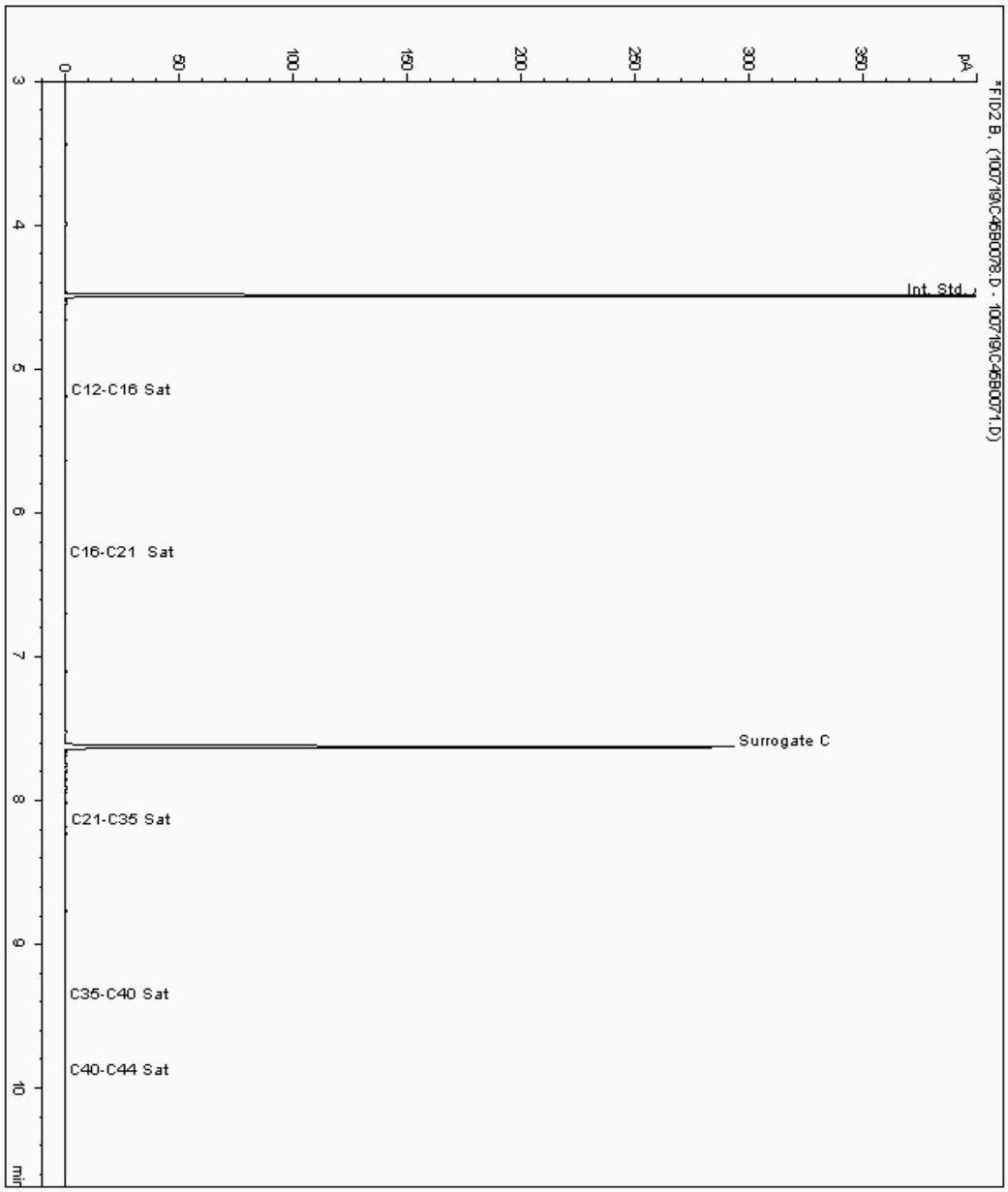

CERTIFICATE OF ANALYSIS

SDG:	191004-110	**Client Reference:**	70053735	**Report Number:**	527697
Location:	Maylands	**Order Number:**	70053735-S01	**Superseded Report:**	527629

Chromatogram

Analysis: EPH CWG (Aliphatic) GC (S) **Sample No :** 20884823 **Sample ID :** SP22A **Depth :** 0.20 - 0.40

Speciated TPH - AROM (C12 - C40)

Sample Identity: 19615792-
Date Acquired : 08/10/2019 06:46:49 PM
Units : ppb
Dilution: SP22A[0.20 - 0.40] ->

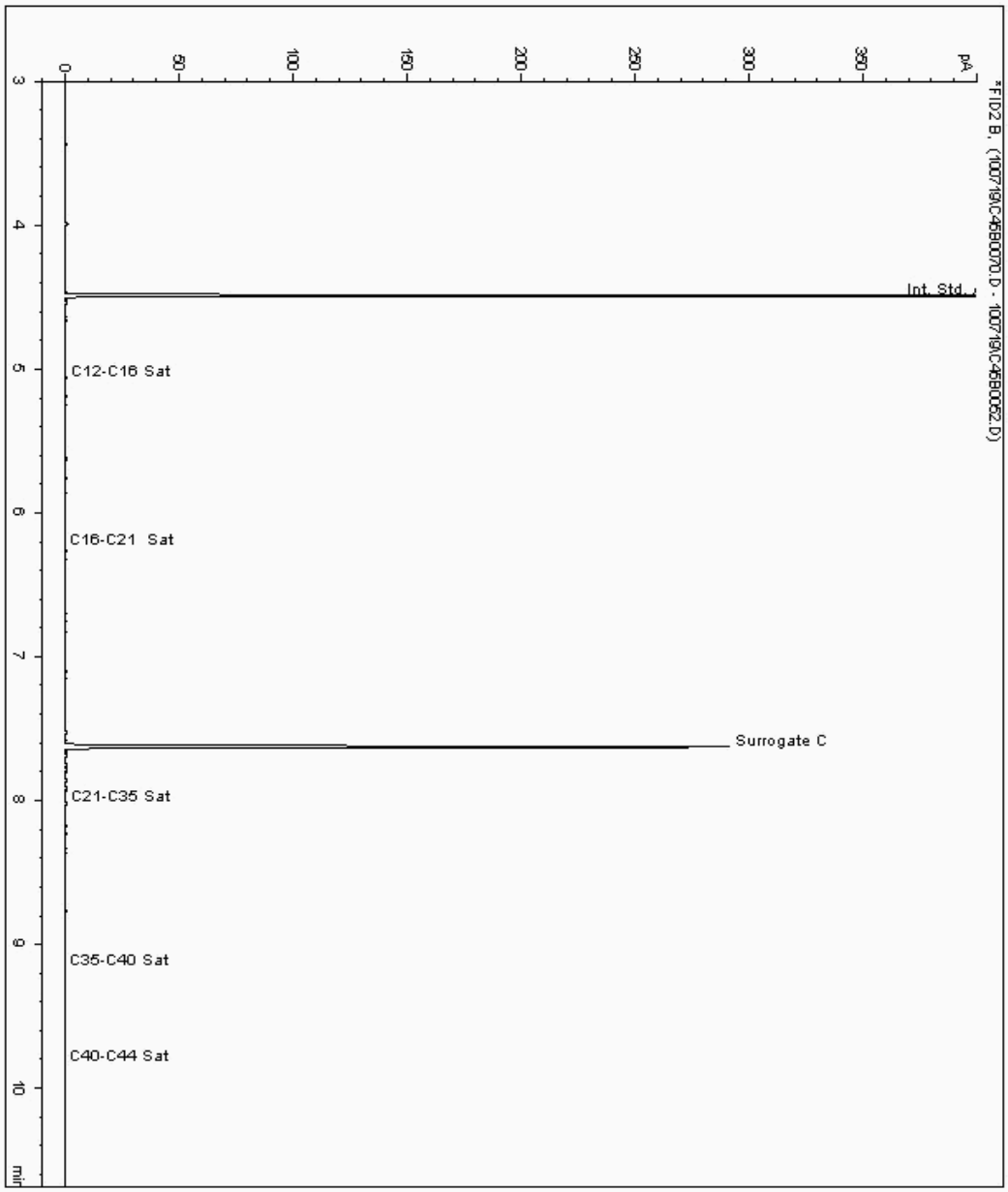

CERTIFICATE OF ANALYSIS

SDG:	191004-110	**Client Reference:**	70053735	**Report Number:**	527697
Location:	Maylands	**Order Number:**	70053735-S01	**Superseded Report:**	527629

Chromatogram

Analysis: EPH CWG (Aromatic) GC (S) **Sample No :** 20879666 **Sample ID :** SP22G **Depth :** 0.30 - 0.50

Speciated TPH - AROM (C12 - C40)

Sample Identity: 19615924-
Date Acquired : 08/10/2019 16:47:38 PM
Units : ppb
Dilution: SP22G[0.30 - 0.50] ->



Chromatogram

Analysis: EPH CWG (Aromatic) GC (S) **Sample No :** 20879810 **Sample ID :** SP22F **Depth :** 0.50 - 0.70

Speciated TPH - AROM (C12 - C40)

Sample Identity: 19615894-
Date Acquired : 08/10/2019 12:59:59 PM
Units : ppb
Dilution: SP22F[0.50 - 0.70] ->



Validated

CERTIFICATE OF ANALYSIS

SDG:	191004-110	**Client Reference:**	70053735	**Report Number:**	527697
Location:	Maylands	**Order Number:**	70053735-S01	**Superseded Report:**	527629

Chromatogram

Analysis: EPH CWG (Aromatic) GC (S) **Sample No :** 20879943 **Sample ID :** SP22H **Depth :** 0.50 - 0.80

Speciated TPH - AROM (C12 - C40)

Sample Identity: 19615949-
Date Acquired : 08/10/2019 04:29:11 PM
Units : ppb
Dilution: SP22H[0.50 - 0.80] ->



Chromatogram

Analysis: EPH CWG (Aromatic) GC (S) **Sample No :** 20880118 **Sample ID :** SP22D **Depth :** 0.80 - 1.00

Speciated TPH - AROM (C12 - C40)

Sample Identity: 19615849-
Date Acquired : 08/10/2019 07:58:02 PM
Units : ppb
Dilution: SP22D[0.80 - 1.00] ->



CERTIFICATE OF ANALYSIS

SDG:	191004-110	**Client Reference:**	70053735	**Report Number:**	527697
Location:	Maylands	**Order Number:**	70053735-S01	**Superseded Report:**	527629

Chromatogram

Analysis: EPH CWG (Aromatic) GC (S) **Sample No :** 20881042 **Sample ID :** SP9C **Depth :** 0.80 - 1.00

Speciated TPH - AROM (C12 - C40)

Sample Identity: 19615098-
Date Acquired : 08/10/2019 05:09:31 PM
Units : ppb
Dilution: SP9C[0.80 - 1.00] ->

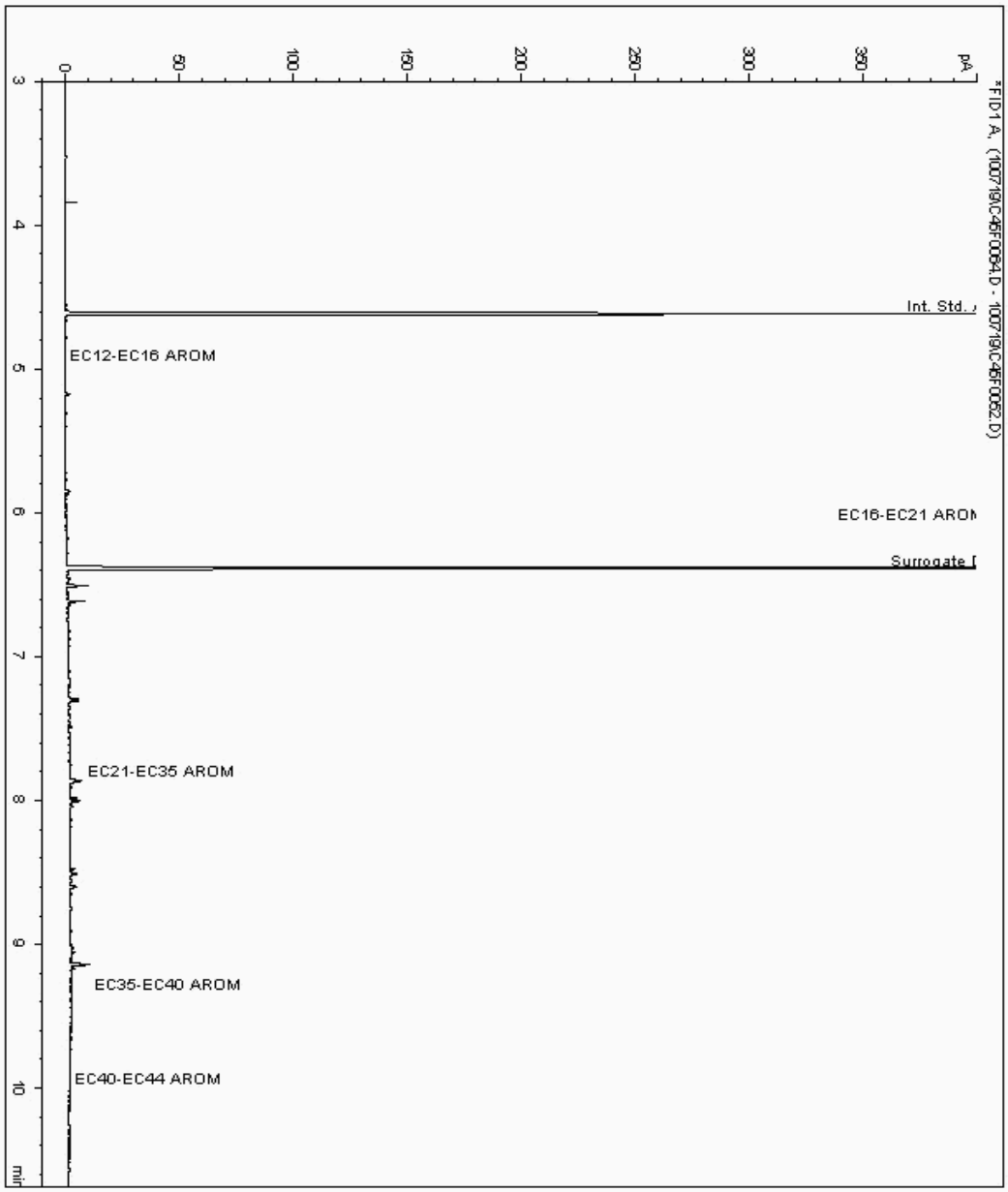

CERTIFICATE OF ANALYSIS

SDG:	191004-110	**Client Reference:**	70053735	**Report Number:**	527697
Location:	Maylands	**Order Number:**	70053735-S01	**Superseded Report:**	527629

Chromatogram

Analysis: EPH CWG (Aromatic) GC (S) **Sample No :** 20881116 **Sample ID :** SP9E **Depth :** 0.50 - 0.70

Speciated TPH - AROM (C12 - C40)

Sample Identity: 19615179-
Date Acquired : 08/10/2019 07:25:40 PM
Units : ppb
Dilution: SP9E[0.50 - 0.70] ->



Validated

CERTIFICATE OF ANALYSIS

SDG:	191004-110	**Client Reference:**	70053735	**Report Number:**	527697
Location:	Maylands	**Order Number:**	70053735-S01	**Superseded Report:**	527629

Chromatogram

Analysis: EPH CWG (Aromatic) GC (S) **Sample No :** 20881192 **Sample ID :** SP9F **Depth :** 0.80 - 1.00

Speciated TPH - AROM (C12 - C40)

Sample Identity: 19615247-
Date Acquired : 08/10/2019 13:52:50 PM
Units : ppb
Dilution: SP9F[0.80 - 1.00] ->

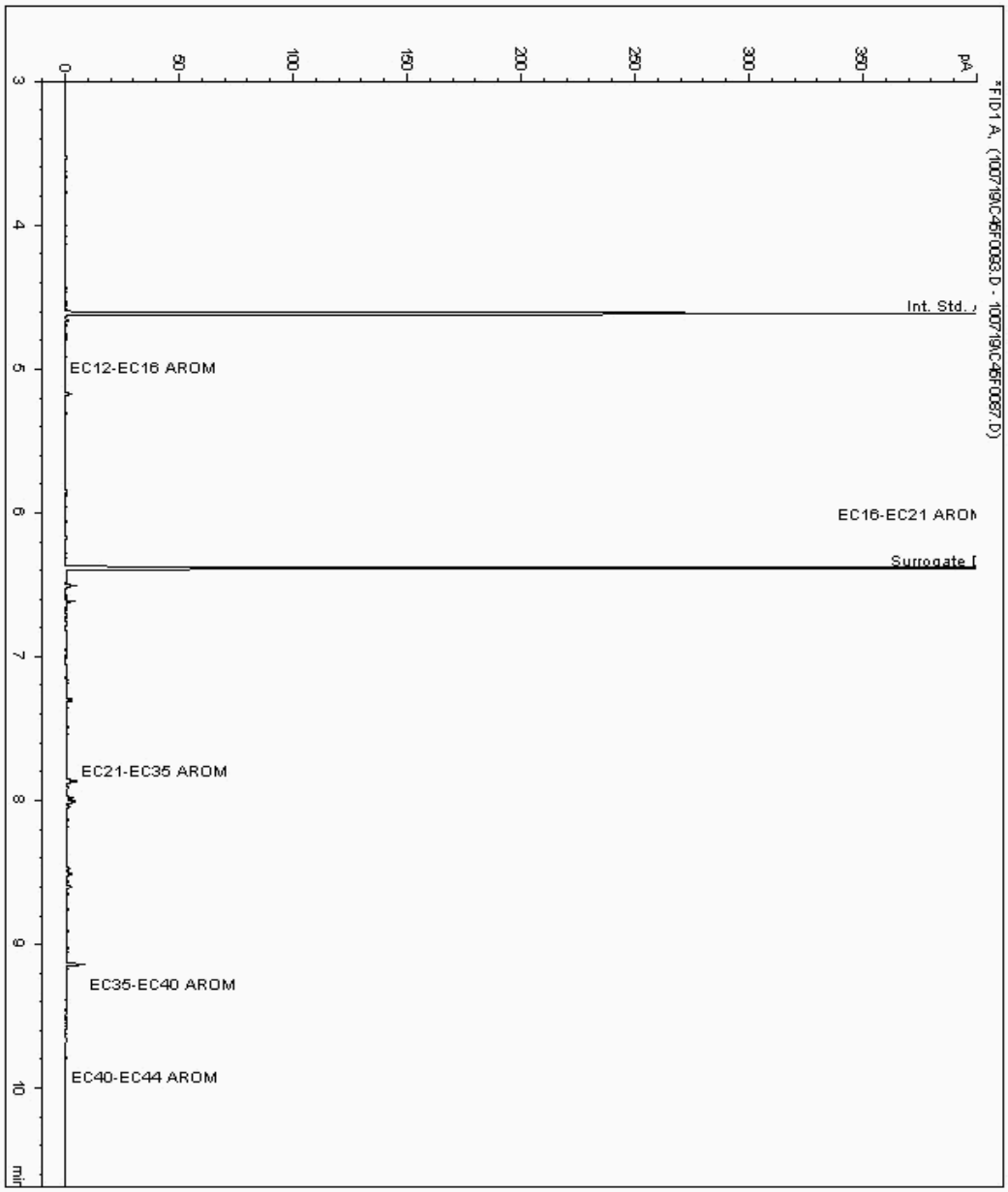

CERTIFICATE OF ANALYSIS

SDG:	191004-110	**Client Reference:**	70053735	**Report Number:**	527697
Location:	Maylands	**Order Number:**	70053735-S01	**Superseded Report:**	527629

Chromatogram

Analysis: EPH CWG (Aromatic) GC (S) **Sample No :** 20881810 **Sample ID :** SP21A **Depth :** 0.80 - 1.00

Speciated TPH - AROM (C12 - C40)

Sample Identity: 19615408-
Date Acquired : 08/10/2019 06:14:26 PM
Units : ppb
Dilution: SP21A[0.80 - 1.00] ->



CERTIFICATE OF ANALYSIS

SDG:	191004-110	**Client Reference:**	70053735	**Report Number:**	527697
Location:	Maylands	**Order Number:**	70053735-S01	**Superseded Report:**	527629

Chromatogram

Analysis: EPH CWG (Aromatic) GC (S) **Sample No :** 20881883 **Sample ID :** SP21B **Depth :** 0.50 - 0.70

Speciated TPH - AROM (C12 - C40)

Sample Identity: 19616422-
Date Acquired : 08/10/2019 05:41:50 PM
Units : ppb
Dilution: SP21B[0.50 - 0.70] ->



CERTIFICATE OF ANALYSIS

SDG:	191004-110	**Client Reference:**	70053735	**Report Number:**	527697
Location:	Maylands	**Order Number:**	70053735-S01	**Superseded Report:**	527629

Chromatogram

Analysis: EPH CWG (Aromatic) GC (S) **Sample No :** 20881895 **Sample ID :** SP21M **Depth :** 0.20 - 0.40

Speciated TPH - AROM (C12 - C40)

Sample Identity: 19615721-
Date Acquired : 08/10/2019 03:24:18 PM
Units : ppb
Dilution: SP21M[0.20 - 0.40] ->

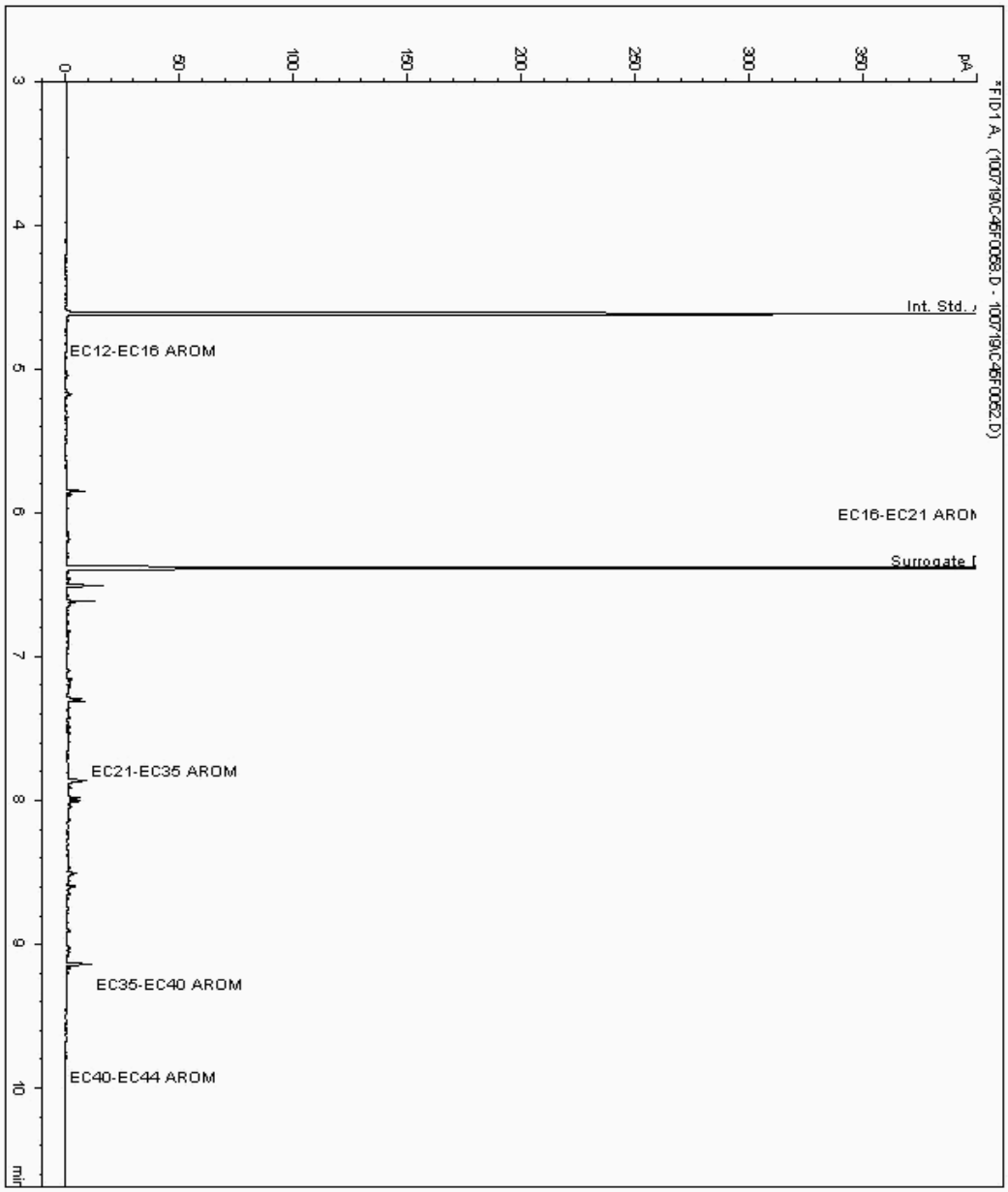

Chromatogram

Analysis: EPH CWG (Aromatic) GC (S) **Sample No :** 20881912 **Sample ID :** SP23B **Depth :** 0.70 - 1.00

Speciated TPH - AROM (C12 - C40)

Sample Identity: 19615378-
Date Acquired : 08/10/2019 02:40:21 PM
Units : ppb
Dilution: SP23B[0.70 - 1.00] ->



Validated

CERTIFICATE OF ANALYSIS

SDG:	191004-110	**Client Reference:**	70053735	**Report Number:**	527697
Location:	Maylands	**Order Number:**	70053735-S01	**Superseded Report:**	527629

Chromatogram

Analysis: EPH CWG (Aromatic) GC (S) **Sample No :** 20881921 **Sample ID :** SP23A **Depth :** 0.50 - 0.70

Speciated TPH - AROM (C12 - C40)

Sample Identity: 19616373-
Date Acquired : 08/10/2019 20:46:38 PM
Units : ppb
Dilution: SP23A[0.50 - 0.70] ->



Validated

CERTIFICATE OF ANALYSIS

SDG:	191004-110	**Client Reference:**	70053735	**Report Number:**	527697
Location:	Maylands	**Order Number:**	70053735-S01	**Superseded Report:**	527629

Chromatogram

Analysis: EPH CWG (Aromatic) GC (S) **Sample No :** 20881963 **Sample ID :** SP9B **Depth :** 0.70 - 1.00

Speciated TPH - AROM (C12 - C40)

Sample Identity: 19616531-
Date Acquired : 07/10/2019 21:17:38 PM
Units : ppb
Dilution: SP9B[0.70 - 1.00] ->



Validated

CERTIFICATE OF ANALYSIS

SDG:	191004-110	**Client Reference:**	70053735	**Report Number:**	527697
Location:	Maylands	**Order Number:**	70053735-S01	**Superseded Report:**	527629

Chromatogram

Analysis: EPH CWG (Aromatic) GC (S) **Sample No :** 20881988 **Sample ID :** SP22L **Depth :** 0.30 - 0.50

Speciated TPH - AROM (C12 - C40)

Sample Identity: 19616043-
Date Acquired : 09/10/2019 14:44:29 PM
Units : ppb
Dilution: SP22L[0.30 - 0.50] ->



Validated

CERTIFICATE OF ANALYSIS

SDG:	191004-110	**Client Reference:**	70053735	**Report Number:**	527697
Location:	Maylands	**Order Number:**	70053735-S01	**Superseded Report:**	527629

Chromatogram

Analysis: EPH CWG (Aromatic) GC (S) **Sample No :** 20882001 **Sample ID :** SP22N **Depth :** 0.70 - 0.90

Speciated TPH - AROM (C12 - C40)

Sample Identity: 19616101-
Date Acquired : 07/10/2019 22:22:06 PM
Units : ppb
Dilution: SP22N[0.70 - 0.90] ->

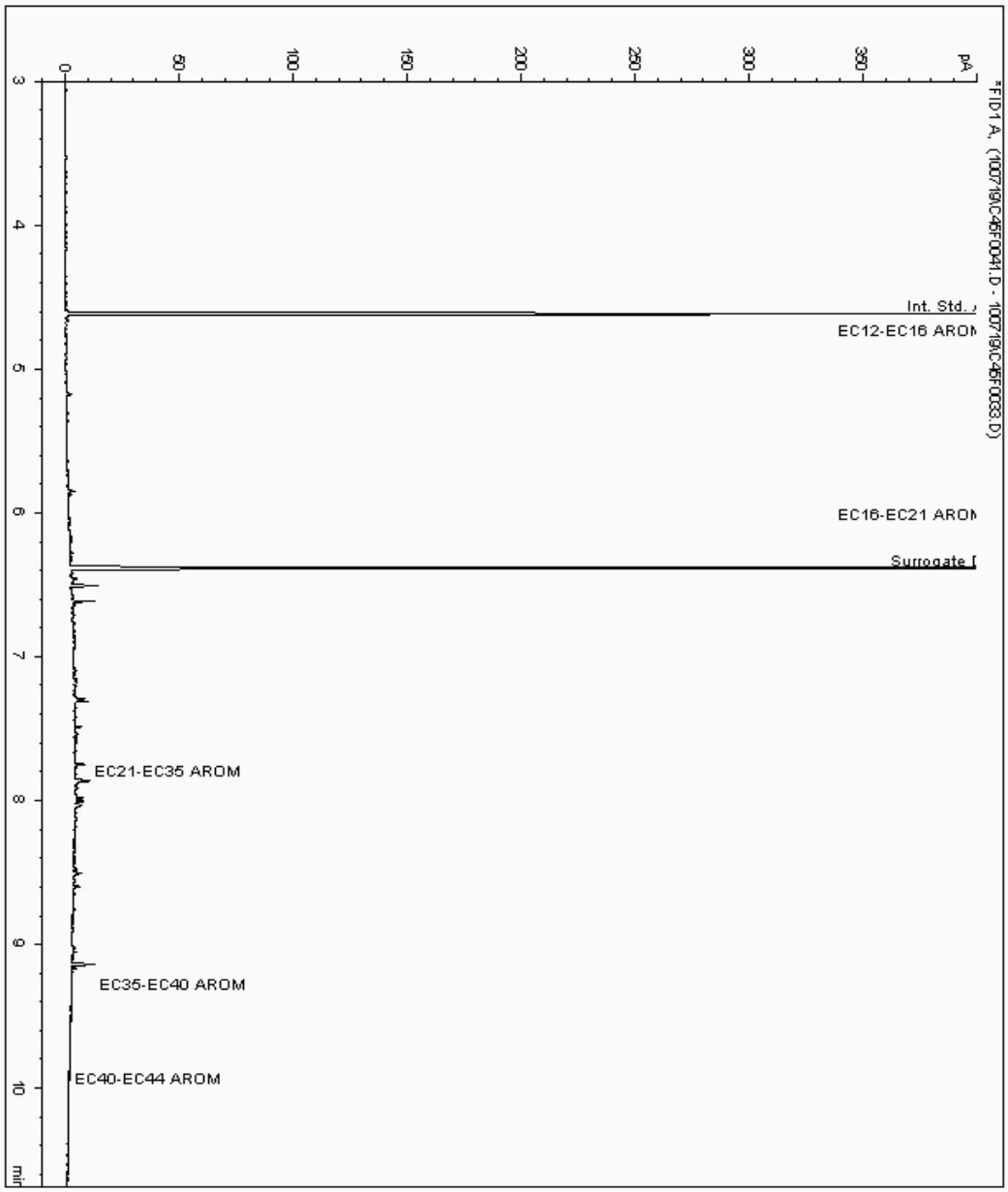

Chromatogram

Analysis: EPH CWG (Aromatic) GC (S) **Sample No :** 20882029 **Sample ID :** SP22R **Depth :** 1.00 - 1.20

Speciated TPH - AROM (C12 - C40)

Sample Identity: 19616196-
Date Acquired : 08/10/2019 14:13:08 PM
Units : ppb
Dilution: SP22R[1.00 - 1.20] ->



Validated

CERTIFICATE OF ANALYSIS

SDG:	191004-110	**Client Reference:**	70053735	**Report Number:**	527697
Location:	Maylands	**Order Number:**	70053735-S01	**Superseded Report:**	527629

Chromatogram

Analysis: EPH CWG (Aromatic) GC (S) **Sample No :** 20882062 **Sample ID :** SP9D **Depth :** 0.90 - 1.10

Speciated TPH - AROM (C12 - C40)

Sample Identity: 19615140-
Date Acquired : 07/10/2019 20:33:26 PM
Units : ppb
Dilution: SP9D[0.90 - 1.10] ->



Chromatogram

Analysis: EPH CWG (Aromatic) GC (S) **Sample No :** 20882083 **Sample ID :** SP22K **Depth :** 0.10 - 0.30

Speciated TPH - AROM (C12 - C40)

Sample Identity: 19616019-
Date Acquired : 07/10/2019 23:54:59 PM
Units : ppb
Dilution: SP22K[0.10 - 0.30] ->

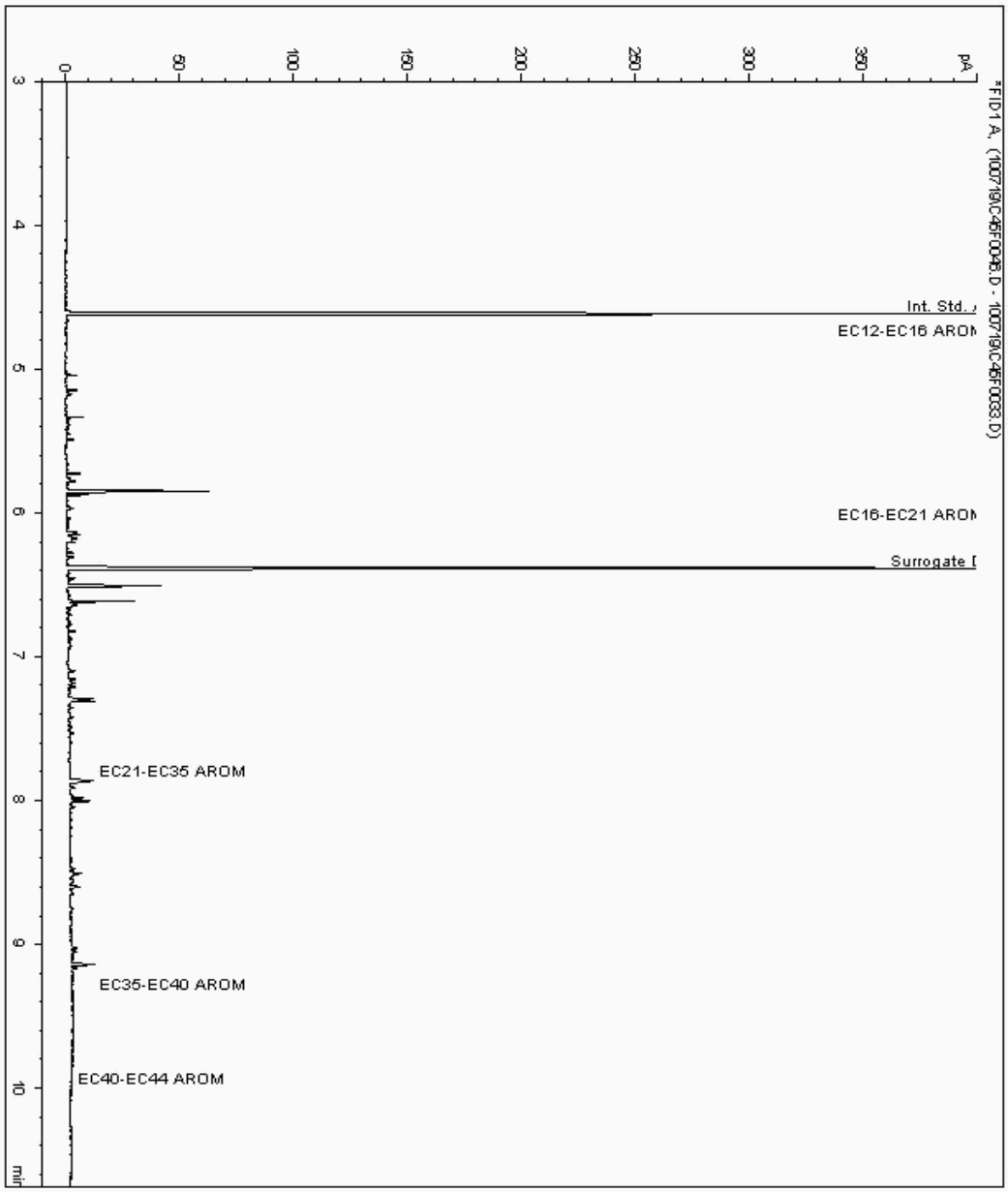

Validated

CERTIFICATE OF ANALYSIS

SDG:	191004-110	**Client Reference:**	70053735	**Report Number:**	527697
Location:	Maylands	**Order Number:**	70053735-S01	**Superseded Report:**	527629

Chromatogram

Analysis: EPH CWG (Aromatic) GC (S) **Sample No :** 20882145 **Sample ID :** SP21C **Depth :** 0.30 - 0.50

Speciated TPH - AROM (C12 - C40)

Sample Identity: 19615457-
Date Acquired : 09/10/2019 14:24:34 PM
Units : ppb
Dilution: SP21C[0.30 - 0.50] ->



CERTIFICATE OF ANALYSIS

SDG:	191004-110	**Client Reference:**	70053735	**Report Number:**	527697
Location:	Maylands	**Order Number:**	70053735-S01	**Superseded Report:**	527629

Chromatogram

Analysis: EPH CWG (Aromatic) GC (S) **Sample No :** 20882181 **Sample ID :** SP22J **Depth :** 0.20 - 0.40

Speciated TPH - AROM (C12 - C40)

Sample Identity: 19615998-
Date Acquired : 08/10/2019 04:49:22 PM
Units : ppb
Dilution: SP22J[0.20 - 0.40] ->



Validated

CERTIFICATE OF ANALYSIS

SDG:	191004-110	**Client Reference:**	70053735	**Report Number:**	527697
Location:	Maylands	**Order Number:**	70053735-S01	**Superseded Report:**	527629

Chromatogram

Analysis: EPH CWG (Aromatic) GC (S) **Sample No :** 20882229 **Depth :** 0.80 - 1.00
Sample ID : SP22P

Speciated TPH - AROM (C12 - C40)

Sample Identity: 19616156-
Date Acquired : 08/10/2019 00:27:25 PM
Units : ppb
Dilution: SP22P[0.80 - 1.00] ->



Validated

CERTIFICATE OF ANALYSIS

SDG:	191004-110	**Client Reference:**	70053735	**Report Number:**	527697
Location:	Maylands	**Order Number:**	70053735-S01	**Superseded Report:**	527629

Chromatogram

Analysis: EPH CWG (Aromatic) GC (S) **Sample No :** 20882269 **Sample ID :** SP22U **Depth :** 0.50 - 0.80

Speciated TPH - AROM (C12 - C40)

Sample Identity: 19616276-
Date Acquired : 07/10/2019 23:14:41 PM
Units : ppb
Dilution: SP22U[0.50 - 0.80] ->



Chromatogram

Analysis: EPH CWG (Aromatic) GC (S) **Sample No :** 20882393 **Sample ID :** SP22I **Depth :** 0.80 - 1.10

Speciated TPH - AROM (C12 - C40)

Sample Identity: 19615975-
Date Acquired : 07/10/2019 18:05:10 PM
Units : ppb
Dilution: SP22I[0.80 - 1.10] ->



Validated

CERTIFICATE OF ANALYSIS

SDG:	191004-110	**Client Reference:**	70053735	**Report Number:**	527697
Location:	Maylands	**Order Number:**	70053735-S01	**Superseded Report:**	527629

Chromatogram

Analysis: EPH CWG (Aromatic) GC (S) **Sample No :** 20882470 **Sample ID :** SP22Q **Depth :** 0.70 - 0.90

Speciated TPH - AROM (C12 - C40)

Sample Identity: 19616174-
Date Acquired : 08/10/2019 03:56:31 PM
Units : ppb
Dilution: SP22Q[0.70 - 0.90] ->

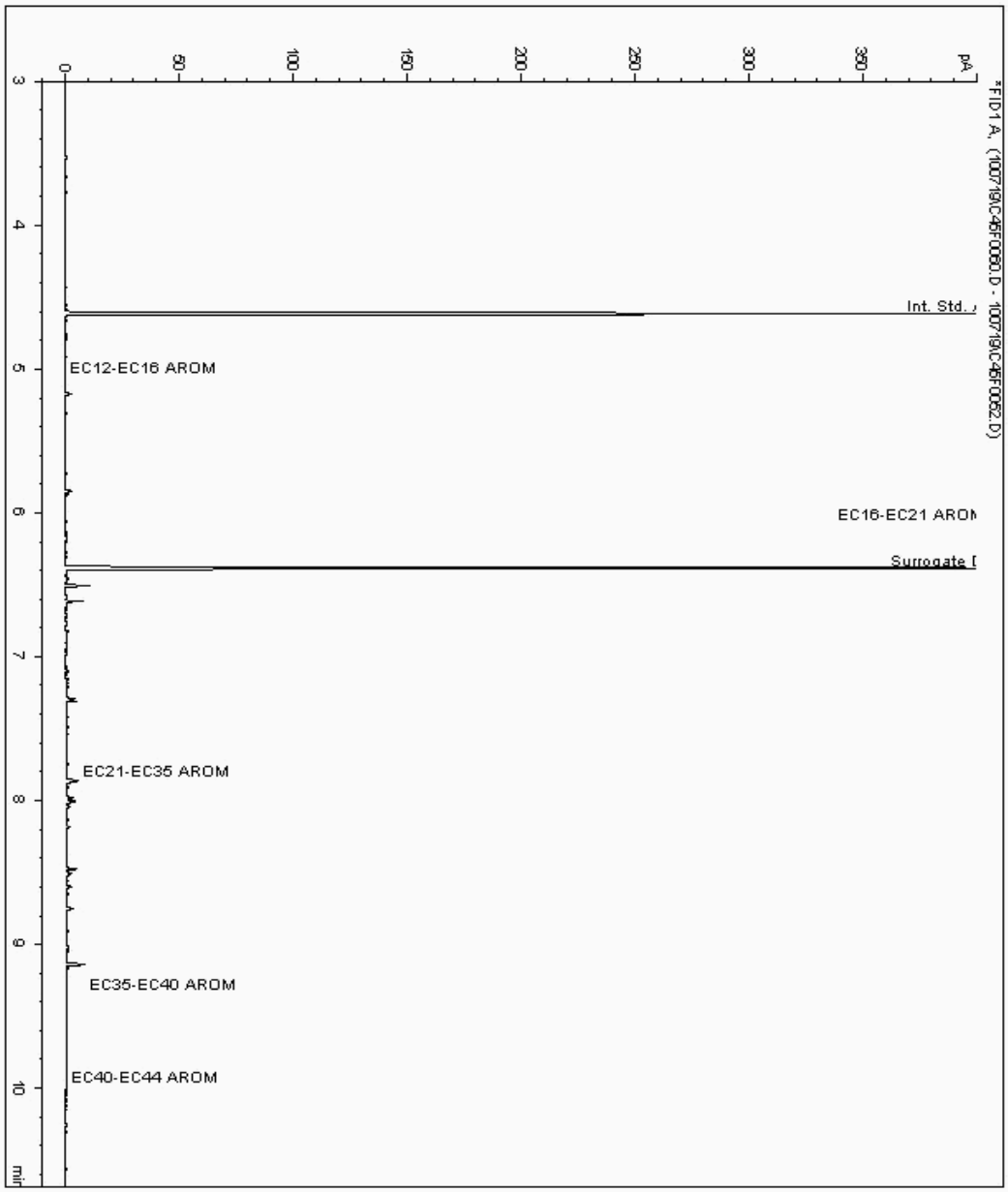

Validated

CERTIFICATE OF ANALYSIS

SDG:	191004-110	**Client Reference:**	70053735	**Report Number:**	527697
Location:	Maylands	**Order Number:**	70053735-S01	**Superseded Report:**	527629

Chromatogram

Analysis: EPH CWG (Aromatic) GC (S) **Sample No :** 20882525 **Sample ID :** SP22M **Depth :** 0.50 - 0.80

Speciated TPH - AROM (C12 - C40)

Sample Identity: 19616071-
Date Acquired : 07/10/2019 19:54:33 PM
Units : ppb
Dilution: SP22M[0.50 - 0.80] ->



Validated

CERTIFICATE OF ANALYSIS

SDG:	191004-110	**Client Reference:**	70053735	**Report Number:**	527697
Location:	Maylands	**Order Number:**	70053735-S01	**Superseded Report:**	527629

Chromatogram

Analysis: EPH CWG (Aromatic) GC (S) **Sample No :** 20882561 **Sample ID :** SP26 **Depth :** 0.10 - 0.30

Speciated TPH - AROM (C12 - C40)

Sample Identity: 19615755-
Date Acquired : 08/10/2019 18:41:32 PM
Units : ppb
Dilution: SP26[0.10 - 0.30] ->

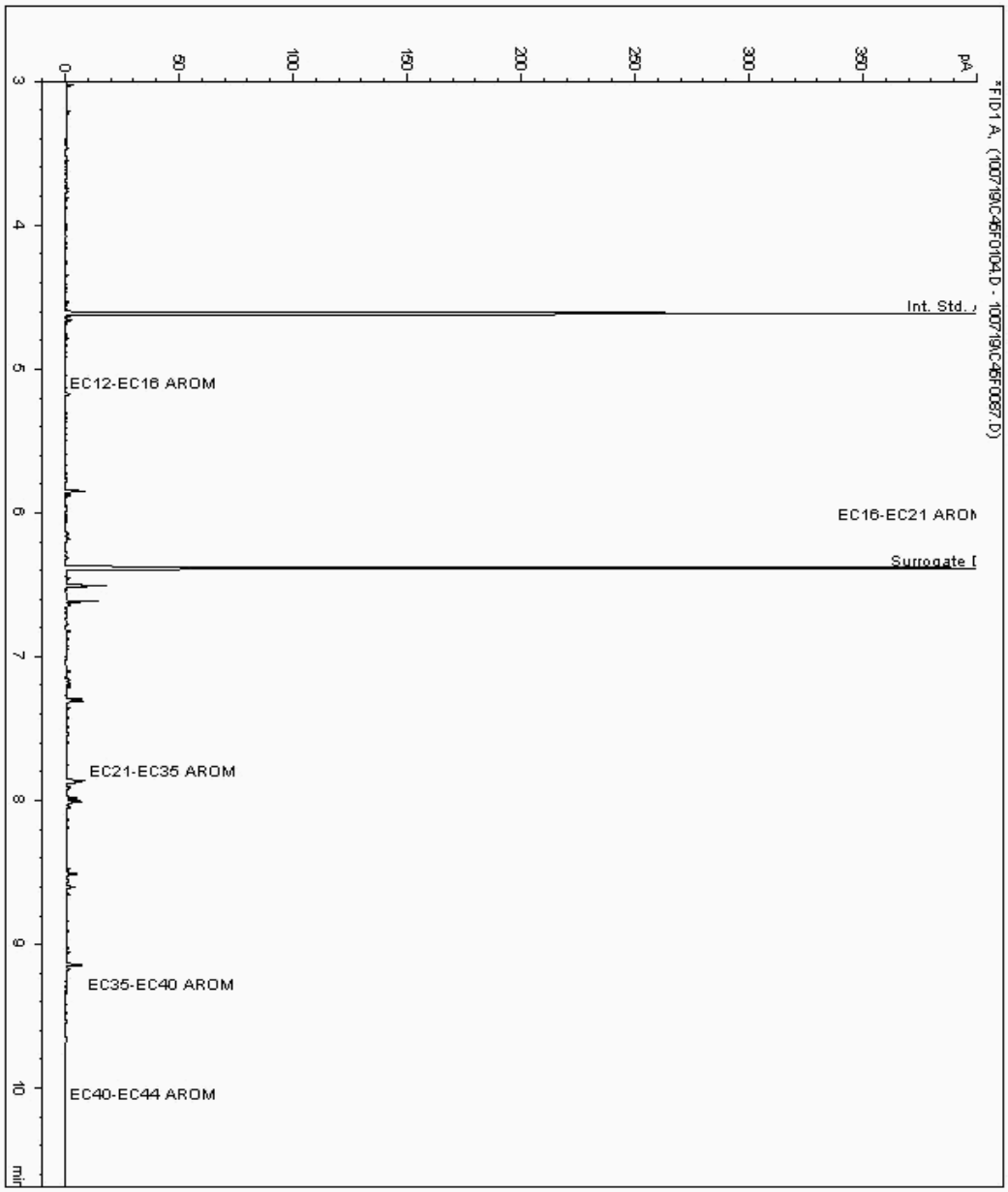

CERTIFICATE OF ANALYSIS

SDG:	191004-110	**Client Reference:**	70053735	**Report Number:**	527697
Location:	Maylands	**Order Number:**	70053735-S01	**Superseded Report:**	527629

Chromatogram

Analysis: EPH CWG (Aromatic) GC (S) **Sample No :** 20882609 **Sample ID :** SP21I **Depth :** 0.50 - 0.70

Speciated TPH - AROM (C12 - C40)

Sample Identity: 19615576-
Date Acquired : 08/10/2019 20:06:19 PM
Units : ppb
Dilution: SP21I[0.50 - 0.70] ->



Chromatogram

Analysis: EPH CWG (Aromatic) GC (S) **Sample No :** 20882662 **Sample ID :** SP22S **Depth :** 0.90 - 1.10

Speciated TPH - AROM (C12 - C40)

Sample Identity: 19616239-
Date Acquired : 08/10/2019 08:18:12 PM
Units : ppb
Dilution: SP22S[0.90 - 1.10] ->



Validated

CERTIFICATE OF ANALYSIS

SDG:	191004-110	**Client Reference:**	70053735	**Report Number:**	527697
Location:	Maylands	**Order Number:**	70053735-S01	**Superseded Report:**	527629

Chromatogram

Analysis: EPH CWG (Aromatic) GC (S) **Sample No :** 20882695 **Sample ID :** SP22T **Depth :** 0.00 - 0.30

Speciated TPH - AROM (C12 - C40)

Sample Identity: 19616257-
Date Acquired : 10/10/2019 17:33:38 PM
Units : ppb
Dilution: SP22T[0.00 - 0.30] ->



Validated

CERTIFICATE OF ANALYSIS

SDG:	191004-110	**Client Reference:**	70053735	**Report Number:**	527697
Location:	Maylands	**Order Number:**	70053735-S01	**Superseded Report:**	527629

Chromatogram

Analysis: EPH CWG (Aromatic) GC (S) **Sample No :** 20882726 **Sample ID :** SP20 **Depth :** 0.30 - 0.50

Speciated TPH - AROM (C12 - C40)

Sample Identity: 19615344-
Date Acquired : 08/10/2019 13:20:22 PM
Units : ppb
Dilution: SP20[0.30 - 0.50] ->

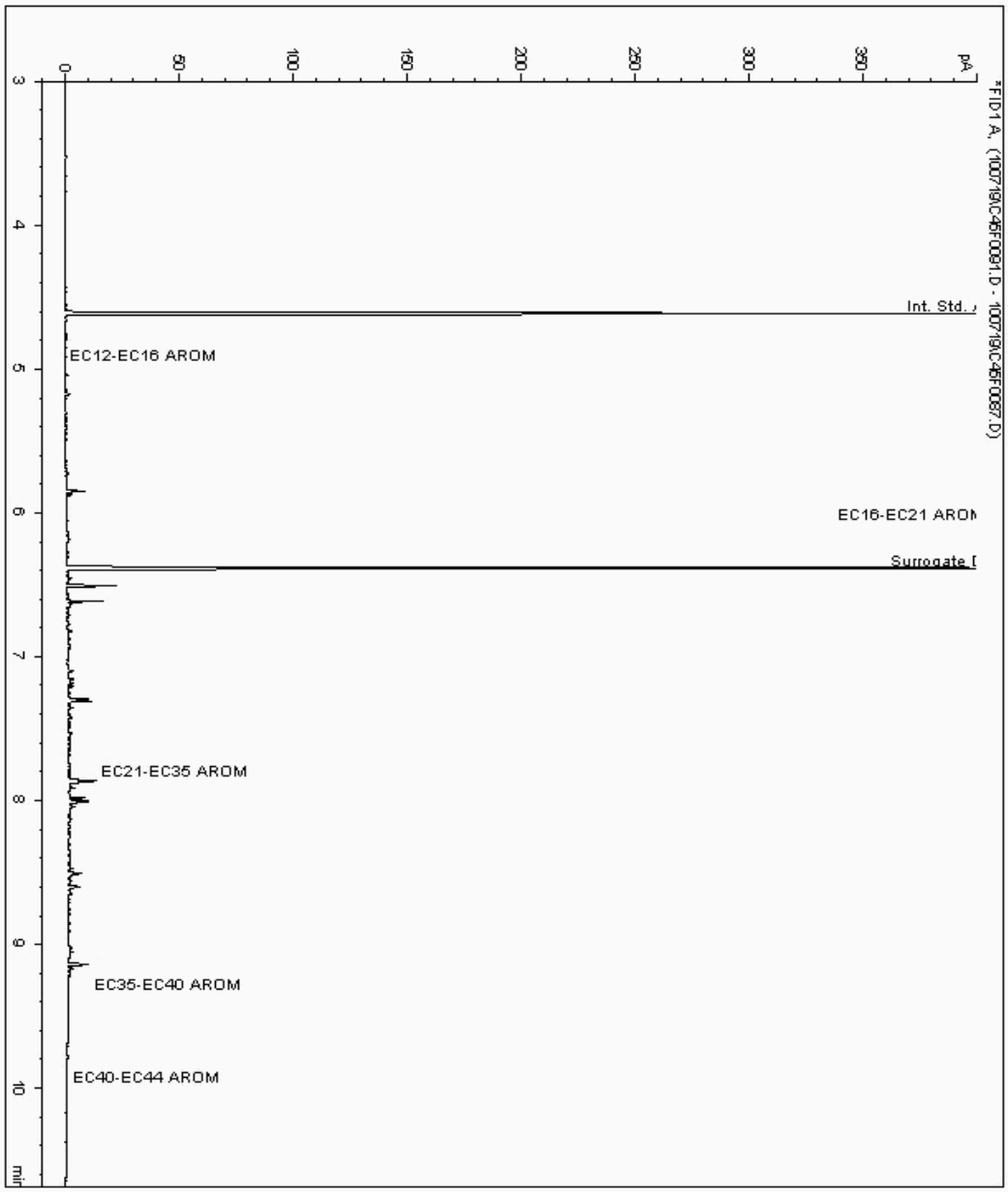

Validated

CERTIFICATE OF ANALYSIS

SDG:	191004-110	**Client Reference:**	70053735	**Report Number:**	527697
Location:	Maylands	**Order Number:**	70053735-S01	**Superseded Report:**	527629

Chromatogram

Analysis: EPH CWG (Aromatic) GC (S) **Sample No :** 20882732 **Sample ID :** SP21F **Depth :** 0.40 - 0.60

Speciated TPH - AROM (C12 - C40)

Sample Identity: 19615501-
Date Acquired : 07/10/2019 18:37:47 PM
Units : ppb
Dilution: SP21F[0.40 - 0.60] ->

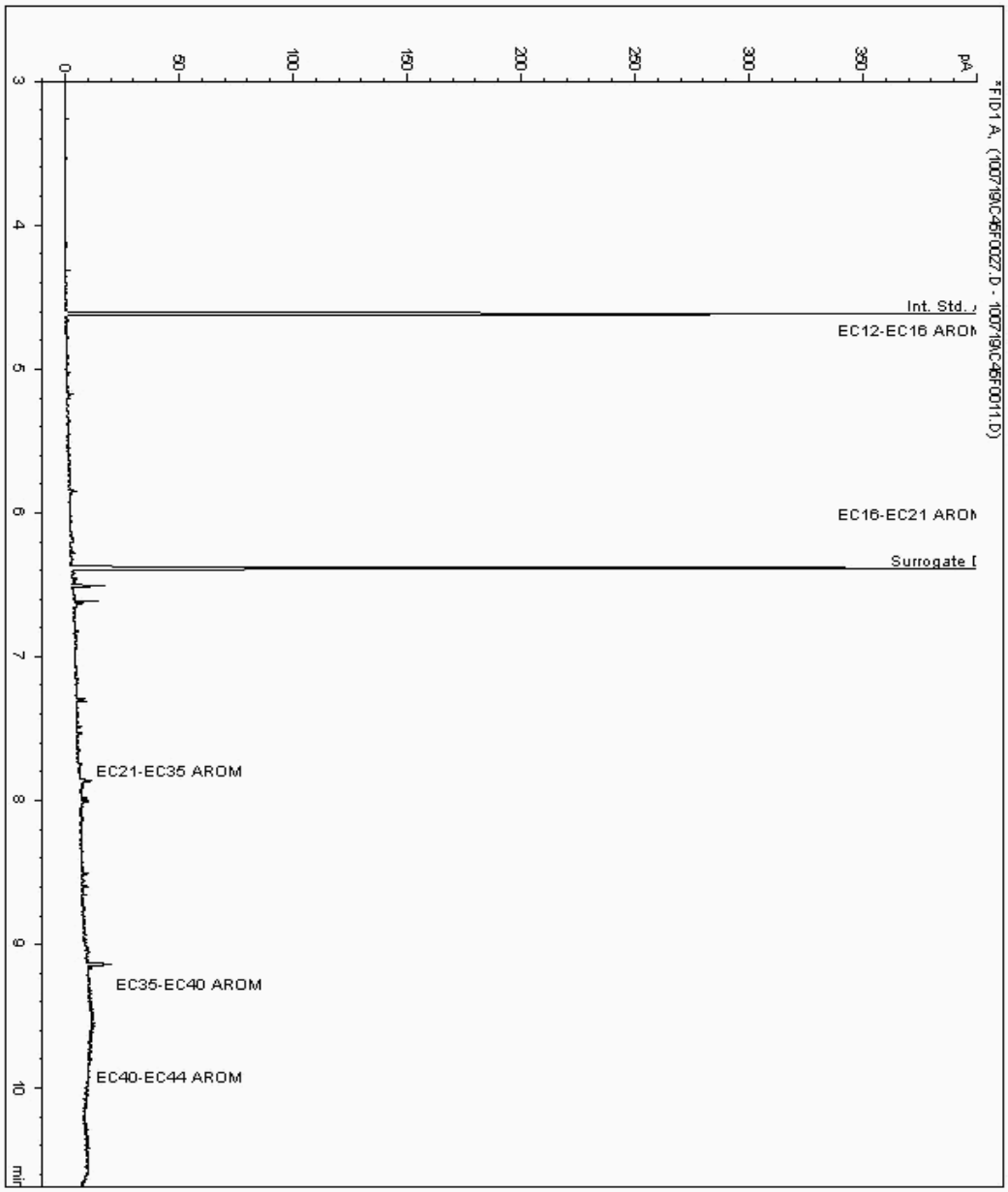

Validated

CERTIFICATE OF ANALYSIS

SDG:	191004-110	**Client Reference:**	70053735	**Report Number:**	527697
Location:	Maylands	**Order Number:**	70053735-S01	**Superseded Report:**	527629

Chromatogram

Analysis: EPH CWG (Aromatic) GC (S) **Sample No :** 20882733 **Depth :** 0.30 - 0.50
Sample ID : SP22O

Speciated TPH - AROM (C12 - C40)

Sample Identity: 19616130-
Date Acquired : 08/10/2019 18:01:05 PM
Units : ppb
Dilution: SP22O[0.30 - 0.50] ->

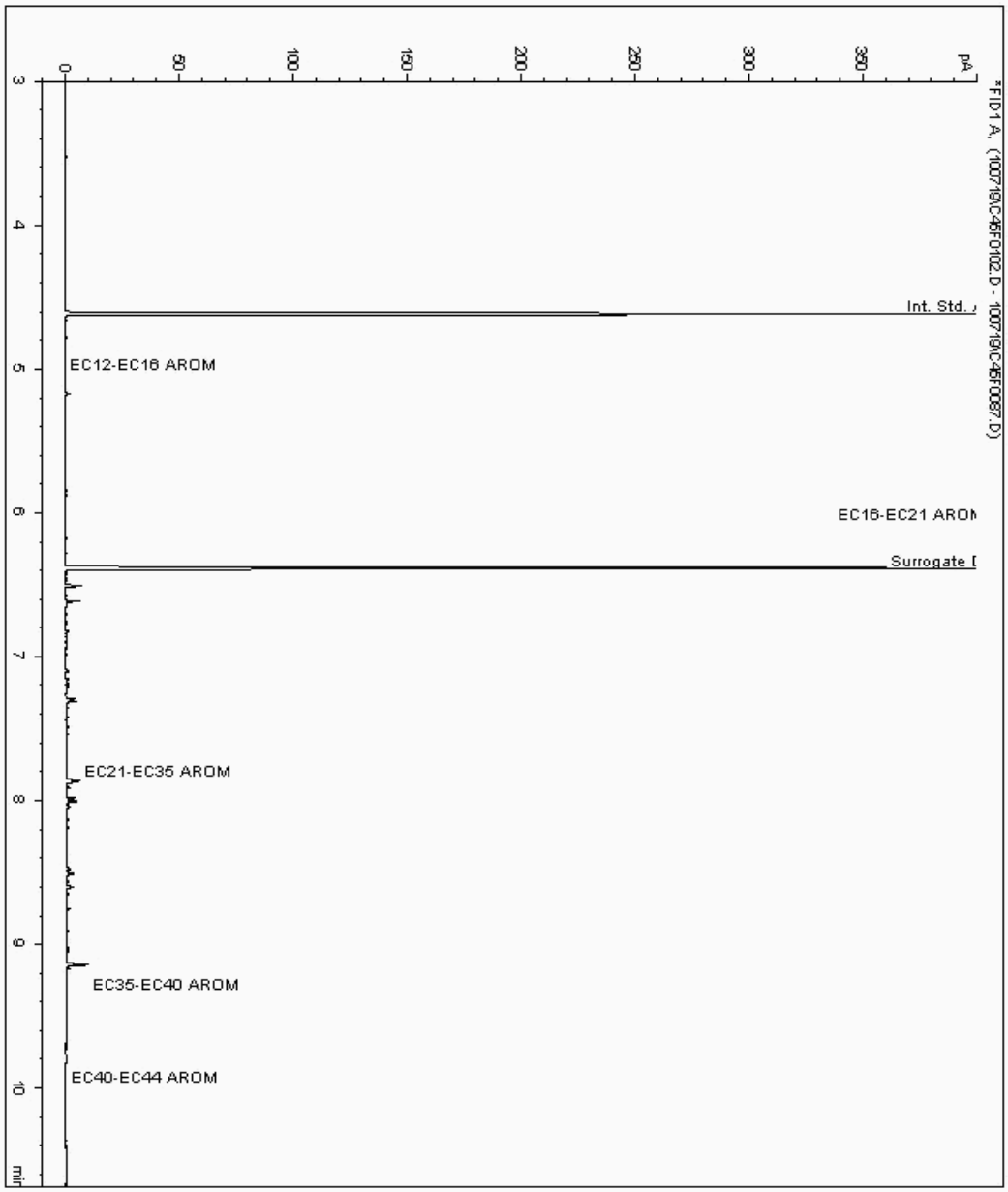

Validated

CERTIFICATE OF ANALYSIS

SDG:	191004-110	**Client Reference:**	70053735	**Report Number:**	527697
Location:	Maylands	**Order Number:**	70053735-S01	**Superseded Report:**	527629

Chromatogram

Analysis: EPH CWG (Aromatic) GC (S) **Sample No :** 20882802 **Sample ID :** SP21K **Depth :** 0.80 - 1.00

Speciated TPH - AROM (C12 - C40)

Sample Identity: 19615661-
Date Acquired : 07/10/2019 22:54:28 PM
Units : ppb
Dilution: SP21K[0.80 - 1.00] ->



Chromatogram

Analysis: EPH CWG (Aromatic) GC (S) **Sample No :** 20882851 **Sample ID :** SP21E **Depth :** 0.30 - 0.50

Speciated TPH - AROM (C12 - C40)

Sample Identity: 19615480-
Date Acquired : 07/10/2019 19:22:07 PM
Units : ppb
Dilution: SP21E[0.30 - 0.50] ->



Validated

CERTIFICATE OF ANALYSIS

SDG:	191004-110	**Client Reference:**	70053735	**Report Number:**	527697
Location:	Maylands	**Order Number:**	70053735-S01	**Superseded Report:**	527629

Chromatogram

Analysis: EPH CWG (Aromatic) GC (S) **Sample No :** 20882882 **Sample ID :** SP3 **Depth :** 0.30 - 0.50

Speciated TPH - AROM (C12 - C40)

Sample Identity: 19615435-
Date Acquired : 08/10/2019 21:42:38 PM
Units : ppb
Dilution: SP3[0.30 - 0.50] ->



CERTIFICATE OF ANALYSIS

SDG:	191004-110	**Client Reference:**	70053735	**Report Number:**	527697
Location:	Maylands	**Order Number:**	70053735-S01	**Superseded Report:**	527629

Chromatogram

Analysis: EPH CWG (Aromatic) GC (S) **Sample No :** 20882923 **Sample ID :** SP1 **Depth :** 0.10 - 0.30

Speciated TPH - AROM (C12 - C40)

Sample Identity: 19615046-
Date Acquired : 08/10/2019 20:26:30 PM
Units : ppb
Dilution: SP1[0.10 - 0.30] ->



Validated

CERTIFICATE OF ANALYSIS

SDG:	191004-110	**Client Reference:**	70053735	**Report Number:**	527697
Location:	Maylands	**Order Number:**	70053735-S01	**Superseded Report:**	527629

Chromatogram

Analysis: EPH CWG (Aromatic) GC (S) **Sample No :** 20882950 **Sample ID :** SP2 **Depth :** 0.10 - 0.30

Speciated TPH - AROM (C12 - C40)

Sample Identity: 19615309-
Date Acquired : 08/10/2019 19:01:44 PM
Units : ppb
Dilution: SP2[0.10 - 0.30] ->

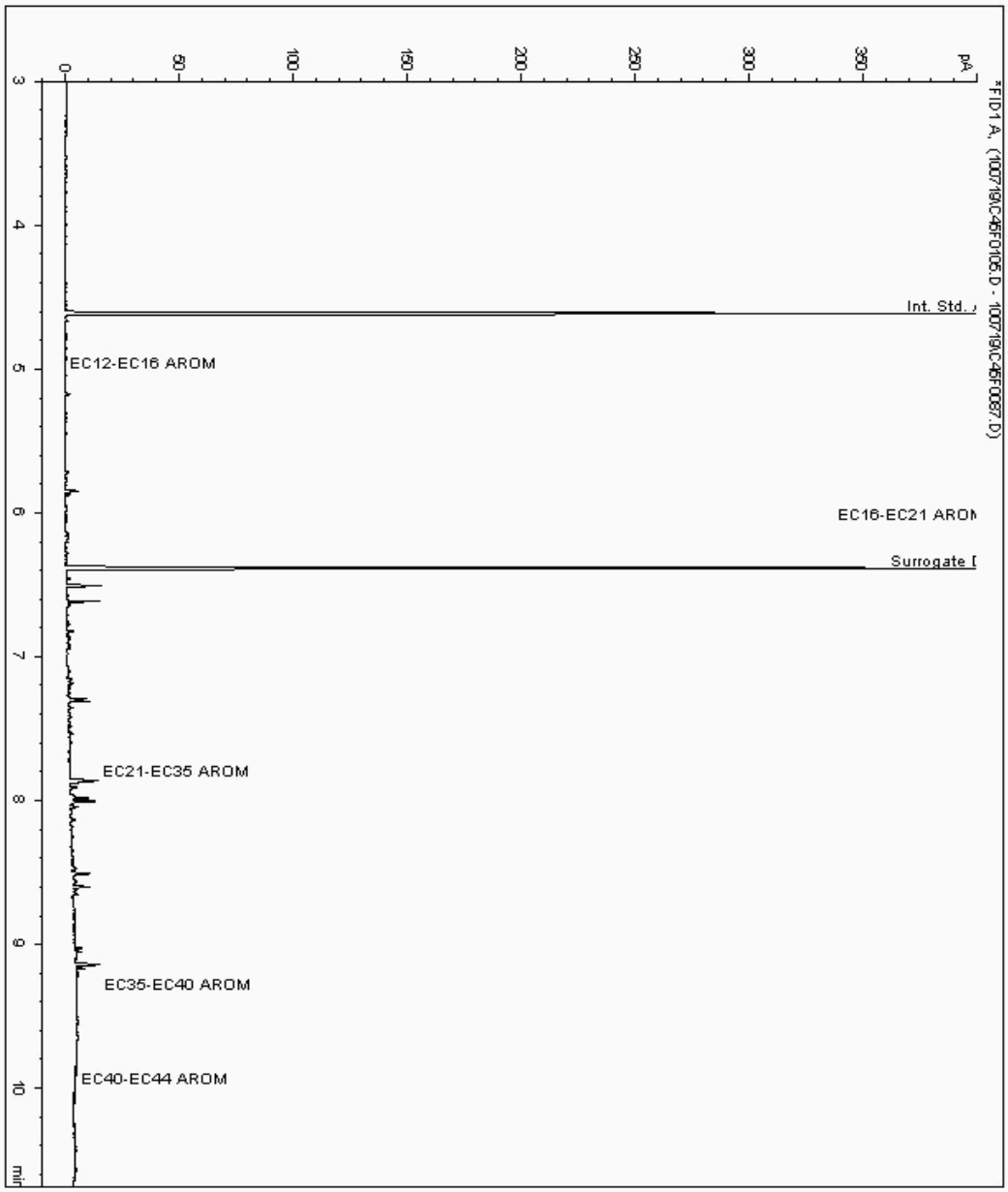

Chromatogram

Analysis: EPH CWG (Aromatic) GC (S) **Sample No :** 20882951 **Sample ID :** SP21G **Depth :** 0.20 - 0.40

Speciated TPH - AROM (C12 - C40)

Sample Identity: 19615527-
Date Acquired : 08/10/2019 17:40:47 PM
Units : ppb
Dilution: SP21G[0.20 - 0.40] ->



Validated

CERTIFICATE OF ANALYSIS

SDG:	191004-110	**Client Reference:**	70053735	**Report Number:**	527697
Location:	Maylands	**Order Number:**	70053735-S01	**Superseded Report:**	527629

Chromatogram

Analysis: EPH CWG (Aromatic) GC (S) **Sample No :** 20882992 **Sample ID :** SP21L **Depth :** 0.70 - 0.90

Speciated TPH - AROM (C12 - C40)

Sample Identity: 19615686-
Date Acquired : 08/10/2019 08:38:36 PM
Units : ppb
Dilution: SP21L[0.70 - 0.90] ->

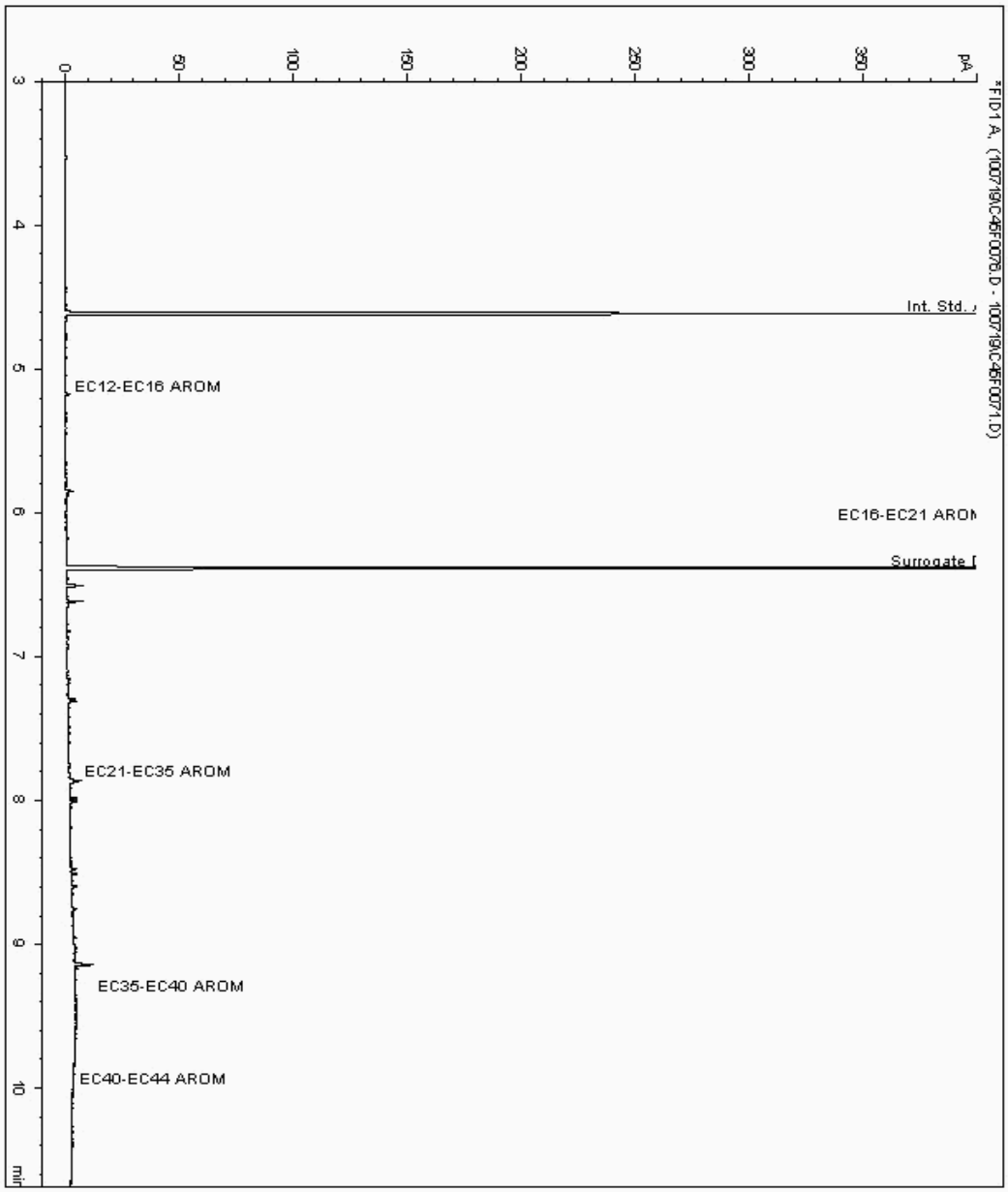

Validated

CERTIFICATE OF ANALYSIS

SDG:	191004-110	**Client Reference:**	70053735	**Report Number:**	527697
Location:	Maylands	**Order Number:**	70053735-S01	**Superseded Report:**	527629

Chromatogram

Analysis: EPH CWG (Aromatic) GC (S) **Sample No :** 20883008 **Sample ID :** SP21J **Depth :** 0.50 - 0.70

Speciated TPH - AROM (C12 - C40)

Sample Identity: 19615625-
Date Acquired : 08/10/2019 16:27:18 PM
Units : ppb
Dilution: SP21J[0.50 - 0.70] ->



CERTIFICATE OF ANALYSIS

SDG:	191004-110	**Client Reference:**	70053735	**Report Number:**	527697
Location:	Maylands	**Order Number:**	70053735-S01	**Superseded Report:**	527629

Chromatogram

Analysis: EPH CWG (Aromatic) GC (S) **Sample No :** 20883031 **Sample ID :** SP7 **Depth :** 0.30 - 0.50

Speciated TPH - AROM (C12 - C40)

Sample Identity: 19616220-
Date Acquired : 08/10/2019 10:45:09 PM
Units : ppb
Dilution: SP7[0.30 - 0.50] ->

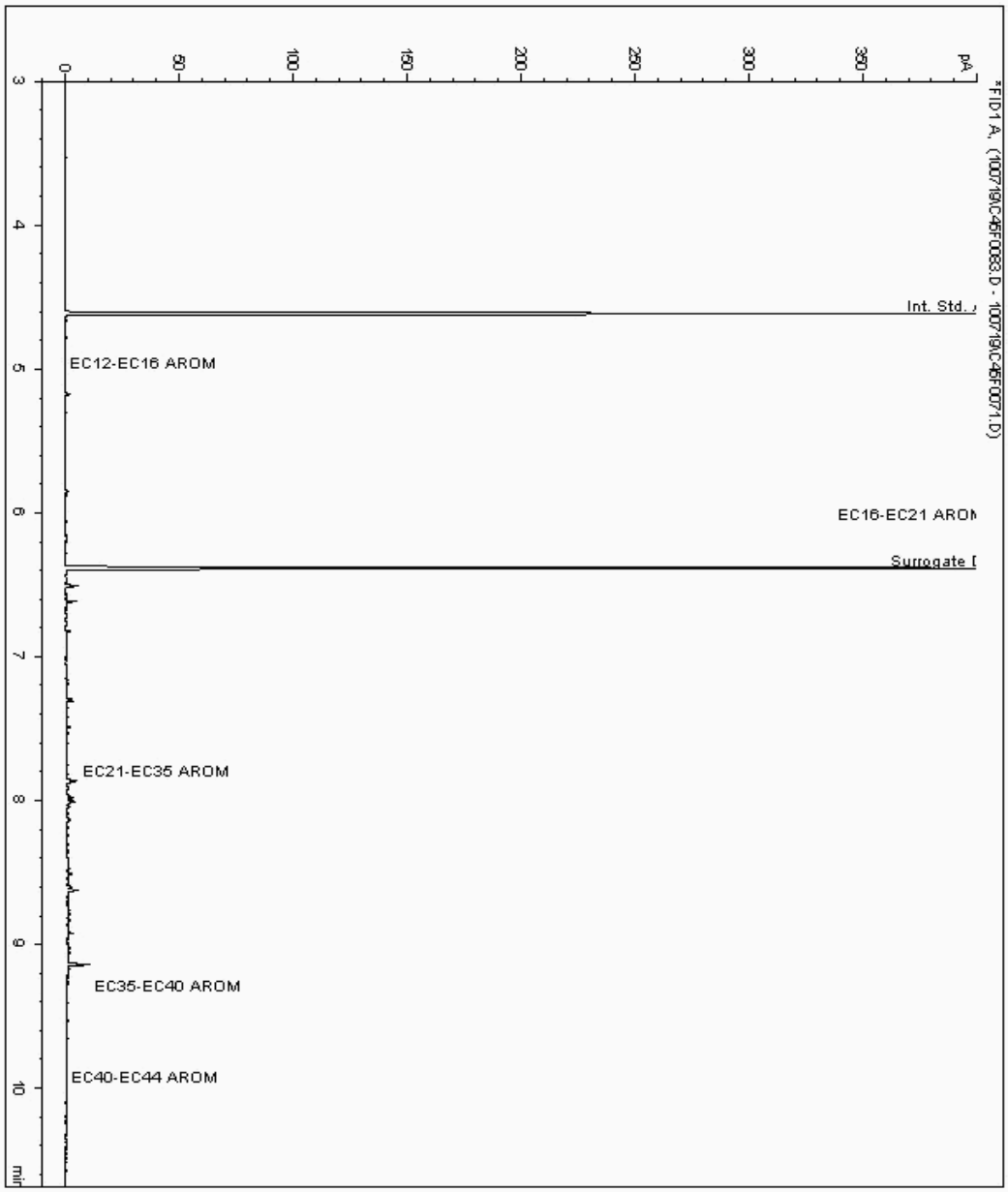

Validated

CERTIFICATE OF ANALYSIS

SDG:	191004-110	**Client Reference:**	70053735	**Report Number:**	527697
Location:	Maylands	**Order Number:**	70053735-S01	**Superseded Report:**	527629

Chromatogram

Analysis: EPH CWG (Aromatic) GC (S) **Sample No :** 20883034 **Sample ID :** SP21H **Depth :** 0.30 - 0.50

Speciated TPH - AROM (C12 - C40)

Sample Identity: 19615553-
Date Acquired : 08/10/2019 19:45:49 PM
Units : ppb
Dilution: SP21H[0.30 - 0.50] ->



Validated

CERTIFICATE OF ANALYSIS

SDG:	191004-110	**Client Reference:**	70053735	**Report Number:**	527697
Location:	Maylands	**Order Number:**	70053735-S01	**Superseded Report:**	527629

Chromatogram

Analysis: EPH CWG (Aromatic) GC (S) **Sample No :** 20883082 **Sample ID :** SP8 **Depth :** 0.50 - 0.70

Speciated TPH - AROM (C12 - C40)

Sample Identity: 19616314-
Date Acquired : 07/10/2019 21:49:59 PM
Units : ppb
Dilution: SP8[0.50 - 0.70] ->



Chromatogram

Analysis: EPH CWG (Aromatic) GC (S) **Sample No :** 20883213 **Sample ID :** SP4 **Depth :** 0.00 - 0.20

Speciated TPH - AROM (C12 - C40)

Sample Identity: 19616454-
Date Acquired : 08/10/2019 18:21:19 PM
Units : ppb
Dilution: SP4[0.00 - 0.20] ->

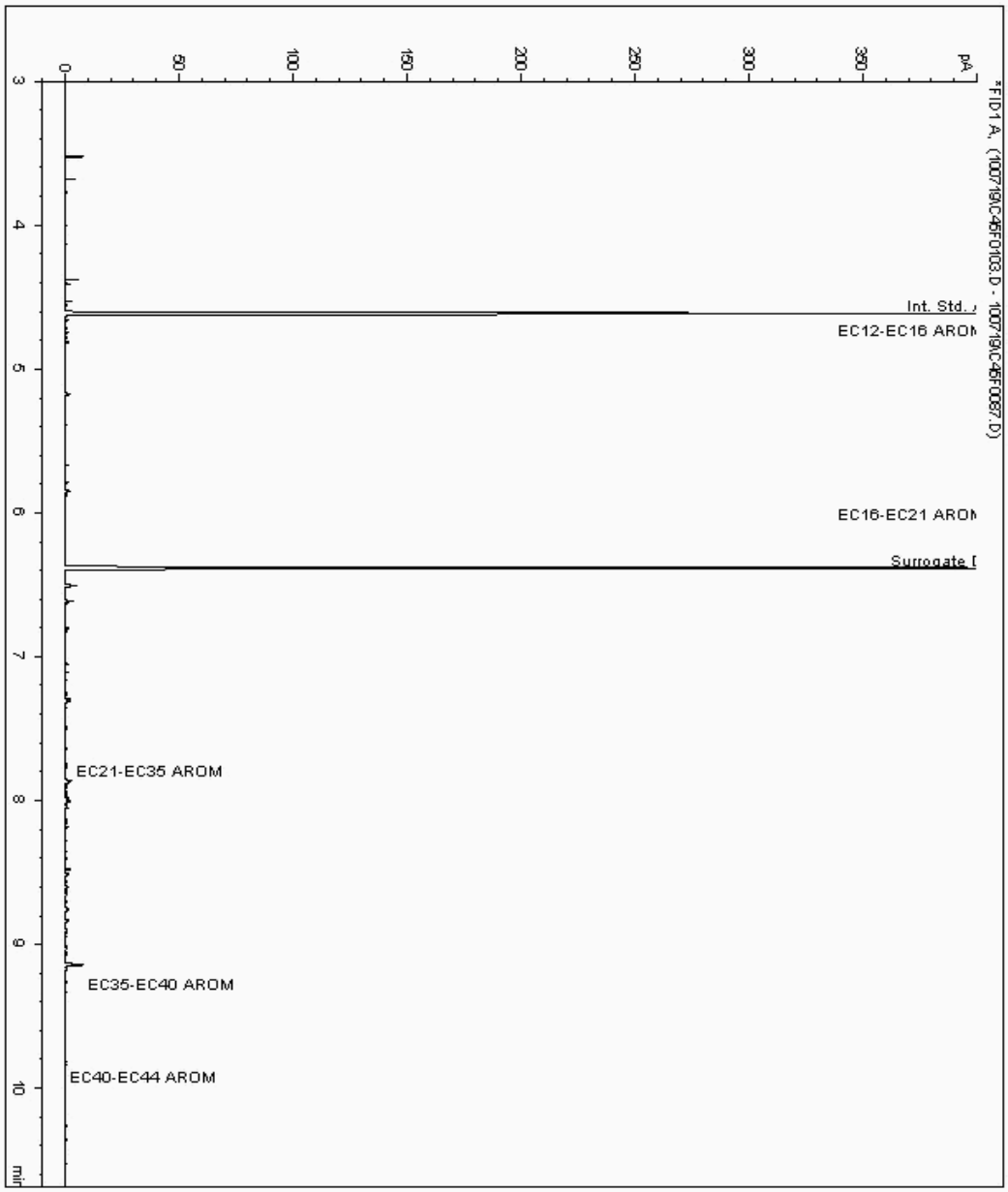

Validated

CERTIFICATE OF ANALYSIS

SDG:	191004-110	**Client Reference:**	70053735	**Report Number:**	527697
Location:	Maylands	**Order Number:**	70053735-S01	**Superseded Report:**	527629

Chromatogram

Analysis: EPH CWG (Aromatic) GC (S) **Sample No :** 20883223 **Sample ID :** SP9A **Depth :** 0.30 - 0.50

Speciated TPH - AROM (C12 - C40)

Sample Identity: 19616335-
Date Acquired : 07/10/2019 23:34:51 PM
Units : ppb
Dilution: SP9A[0.30 - 0.50] ->



Validated

CERTIFICATE OF ANALYSIS

SDG:	191004-110	**Client Reference:**	70053735	**Report Number:**	527697
Location:	Maylands	**Order Number:**	70053735-S01	**Superseded Report:**	527629

Chromatogram

Analysis: EPH CWG (Aromatic) GC (S) **Sample No :** 20884619 **Sample ID :** SP22B **Depth :** 0.40 - 0.60

Speciated TPH - AROM (C12 - C40)

Sample Identity: 19615824-
Date Acquired : 08/10/2019 10:24:54 PM
Units : ppb
Dilution: SP22B[0.40 - 0.60] ->



CERTIFICATE OF ANALYSIS

SDG:	191004-110	**Client Reference:**	70053735	**Report Number:**	527697
Location:	Maylands	**Order Number:**	70053735-S01	**Superseded Report:**	527629

Chromatogram

Analysis: EPH CWG (Aromatic) GC (S) **Sample No :** 20884727 **Sample ID :** SP22E **Depth :** 0.20 - 0.40

Speciated TPH - AROM (C12 - C40)

Sample Identity: 19615872-
Date Acquired : 08/10/2019 10:03:44 PM
Units : ppb
Dilution: SP22E[0.20 - 0.40] ->



Validated

CERTIFICATE OF ANALYSIS

SDG:	191004-110	**Client Reference:**	70053735	**Report Number:**	527697
Location:	Maylands	**Order Number:**	70053735-S01	**Superseded Report:**	527629

Chromatogram

Analysis: EPH CWG (Aromatic) GC (S) **Sample No :** 20884769 **Sample ID :** SP22C **Depth :** 0.60 - 0.80

Speciated TPH - AROM (C12 - C40)

Sample Identity: 19616492-
Date Acquired : 08/10/2019 09:10:45 PM
Units : ppb
Dilution: SP22C[0.60 - 0.80] ->



Validated

CERTIFICATE OF ANALYSIS

SDG:	191004-110	**Client Reference:**	70053735	**Report Number:**	527697
Location:	Maylands	**Order Number:**	70053735-S01	**Superseded Report:**	527629

Chromatogram

Analysis: EPH CWG (Aromatic) GC (S) **Sample No :** 20884823 **Sample ID :** SP22A **Depth :** 0.20 - 0.40

Speciated TPH - AROM (C12 - C40)

Sample Identity: 19615793-
Date Acquired : 08/10/2019 06:46:49 PM
Units : ppb
Dilution: SP22A[0.20 - 0.40] ->

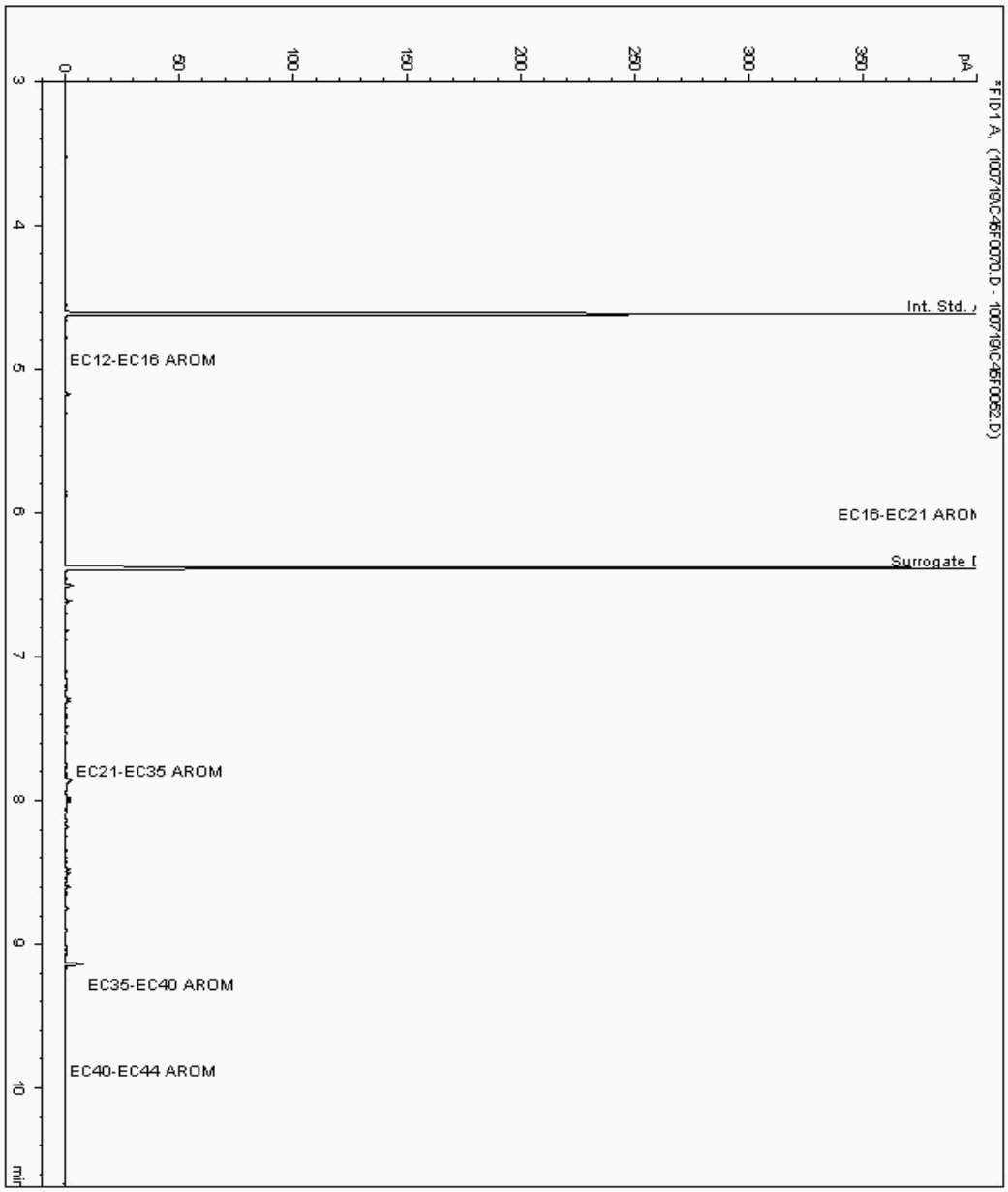

Validated

CERTIFICATE OF ANALYSIS

SDG:	191004-110	**Client Reference:**	70053735	**Report Number:**	527697
Location:	Maylands	**Order Number:**	70053735-S01	**Superseded Report:**	527629

Chromatogram

Analysis: Mineral Oil

Sample No : 20881902
Sample ID : SP21B

Depth : 0.50 - 0.70

Mineral Oil Range Organics (C10 - C40)

Sample Identity : 19616406-
Date Acquired : 08/10/2019 01:47:56 PM
Units : mg/kg
Sample Multiplier : 0.000
Dilution :

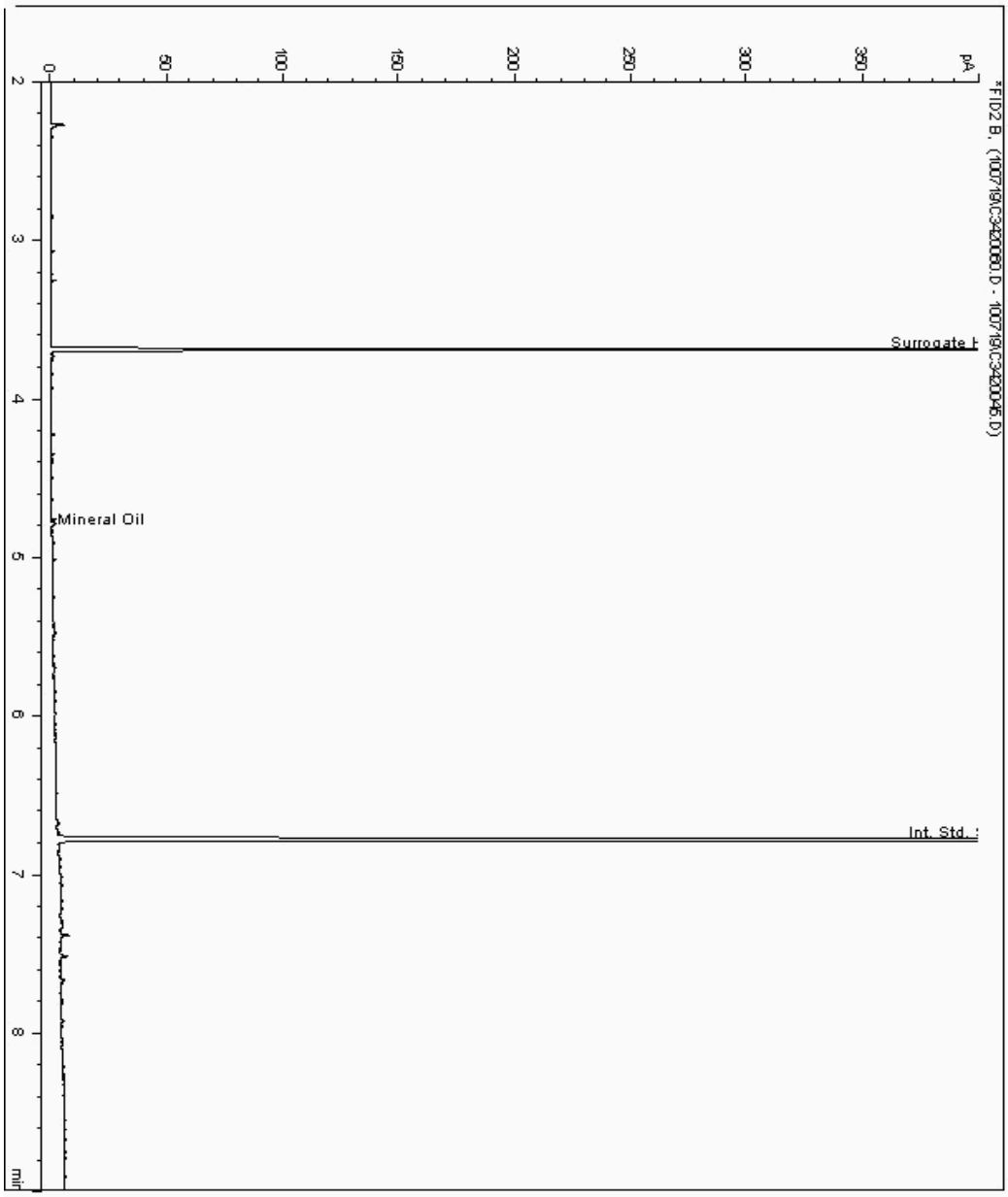

Validated

CERTIFICATE OF ANALYSIS

SDG:	191004-110	**Client Reference:**	70053735	**Report Number:**	527697
Location:	Maylands	**Order Number:**	70053735-S01	**Superseded Report:**	527629

Chromatogram

Analysis: Mineral Oil

Sample No : 20881929
Sample ID : SP23A

Depth : 0.50 - 0.70

Mineral Oil Range Organics (C10 - C40)

Sample Identity : 19616356-
Date Acquired : 08/10/2019 16:39:49 PM
Units : mg/kg
Sample Multiplier : 0.000
Dilution :

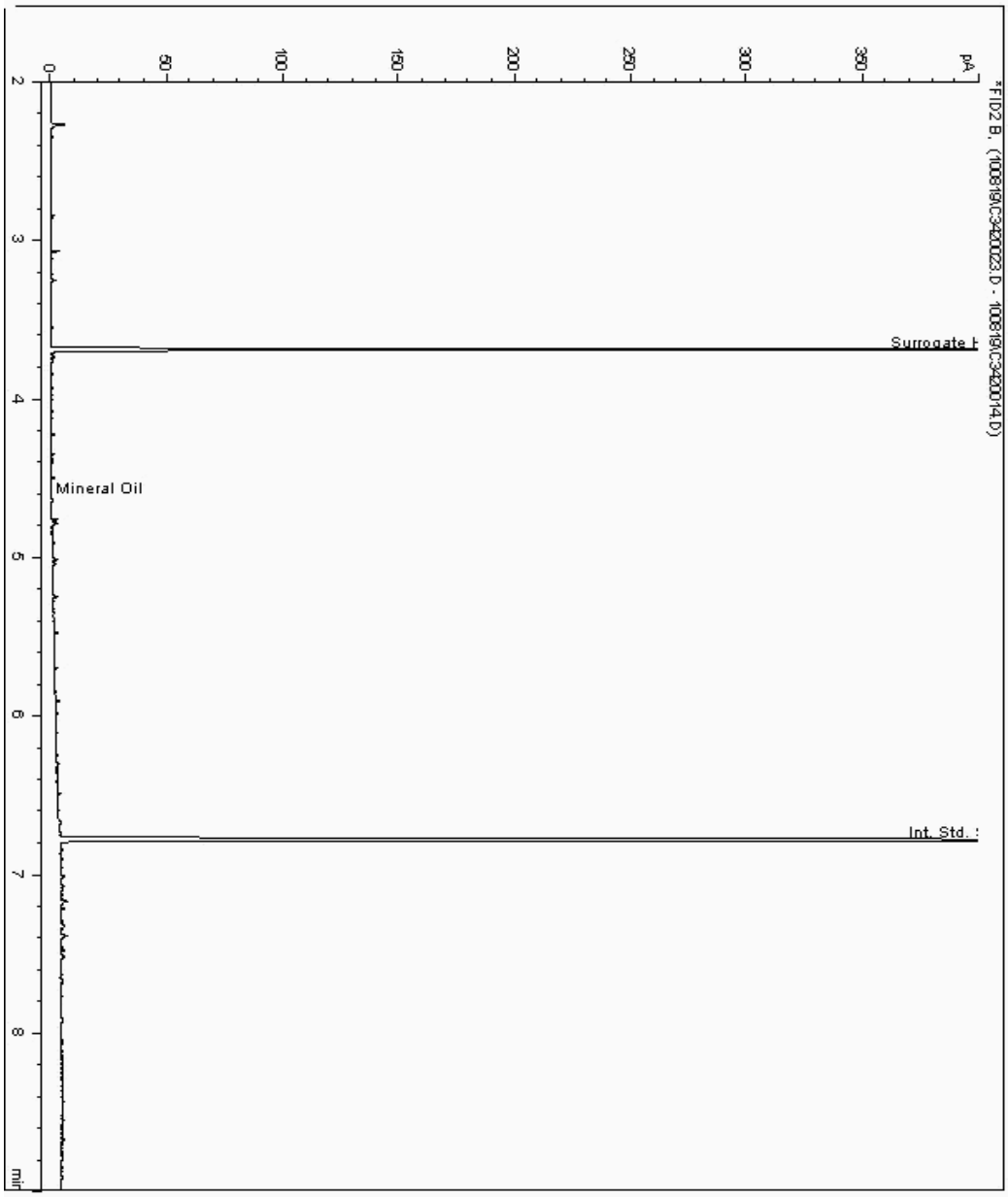

Validated

CERTIFICATE OF ANALYSIS

SDG:	191004-110	**Client Reference:**	70053735	**Report Number:**	527697
Location:	Maylands	**Order Number:**	70053735-S01	**Superseded Report:**	527629

Chromatogram

Analysis: Mineral Oil

Sample No : 20883218
Sample ID : SP4

Depth : 0.00 - 0.20

Mineral Oil Range Organics (C10 - C40)

Sample Identity : 19616438-
Date Acquired : 08/10/2019 15:33:51 PM
Units : mg/kg
Sample Multiplier : 0.000
Dilution :

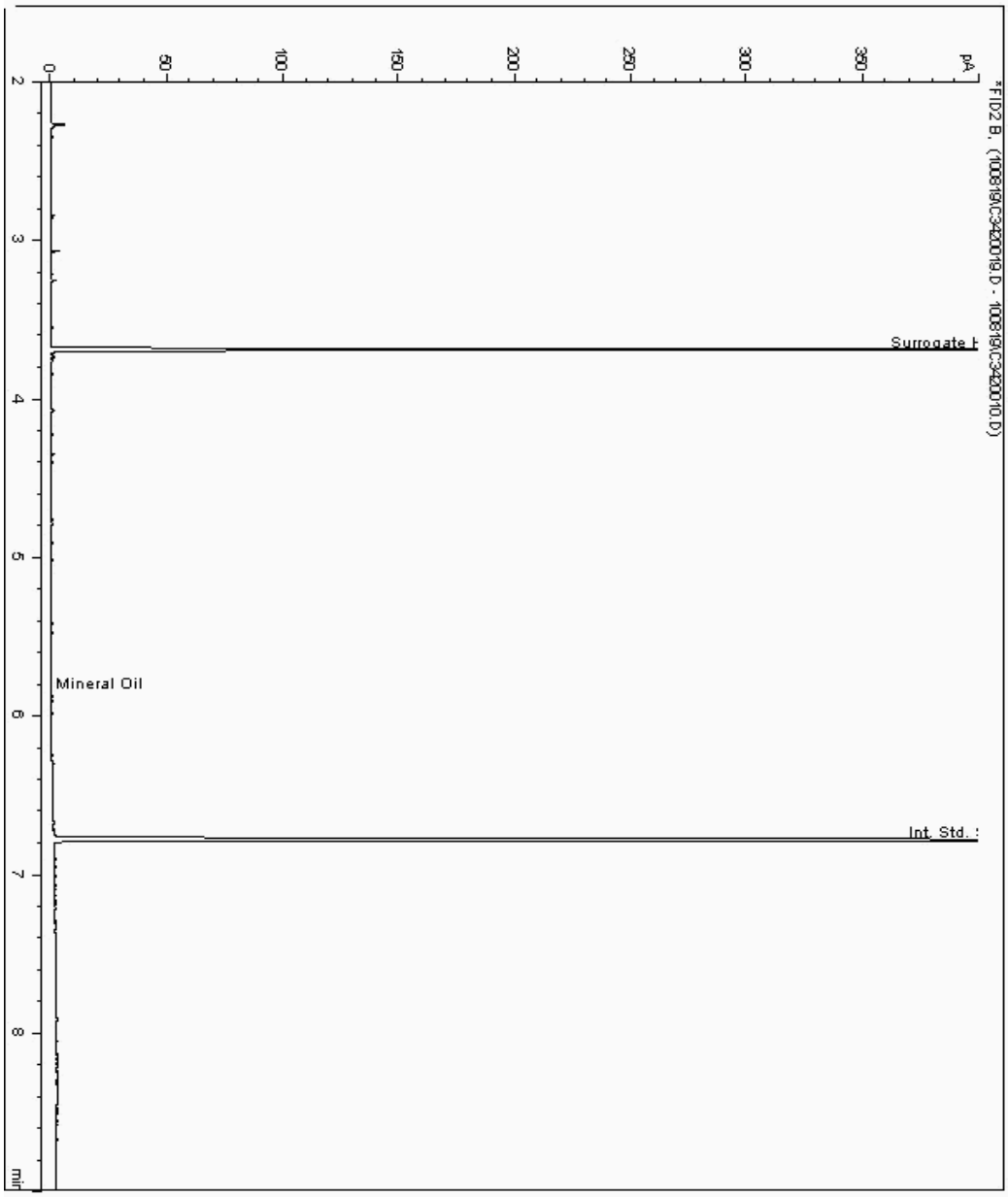

Validated

CERTIFICATE OF ANALYSIS

SDG:	191004-110	**Client Reference:**	70053735	**Report Number:**	527697
Location:	Maylands	**Order Number:**	70053735-S01	**Superseded Report:**	527629

Chromatogram

Analysis: Mineral Oil

Sample No : 20884798
Sample ID : SP22C

Depth : 0.60 - 0.80

Mineral Oil Range Organics (C10 - C40)

Sample Identity : 19616473-
Date Acquired : 08/10/2019 02:41:16 PM
Units : mg/kg
Sample Multiplier : 0.000
Dilution :

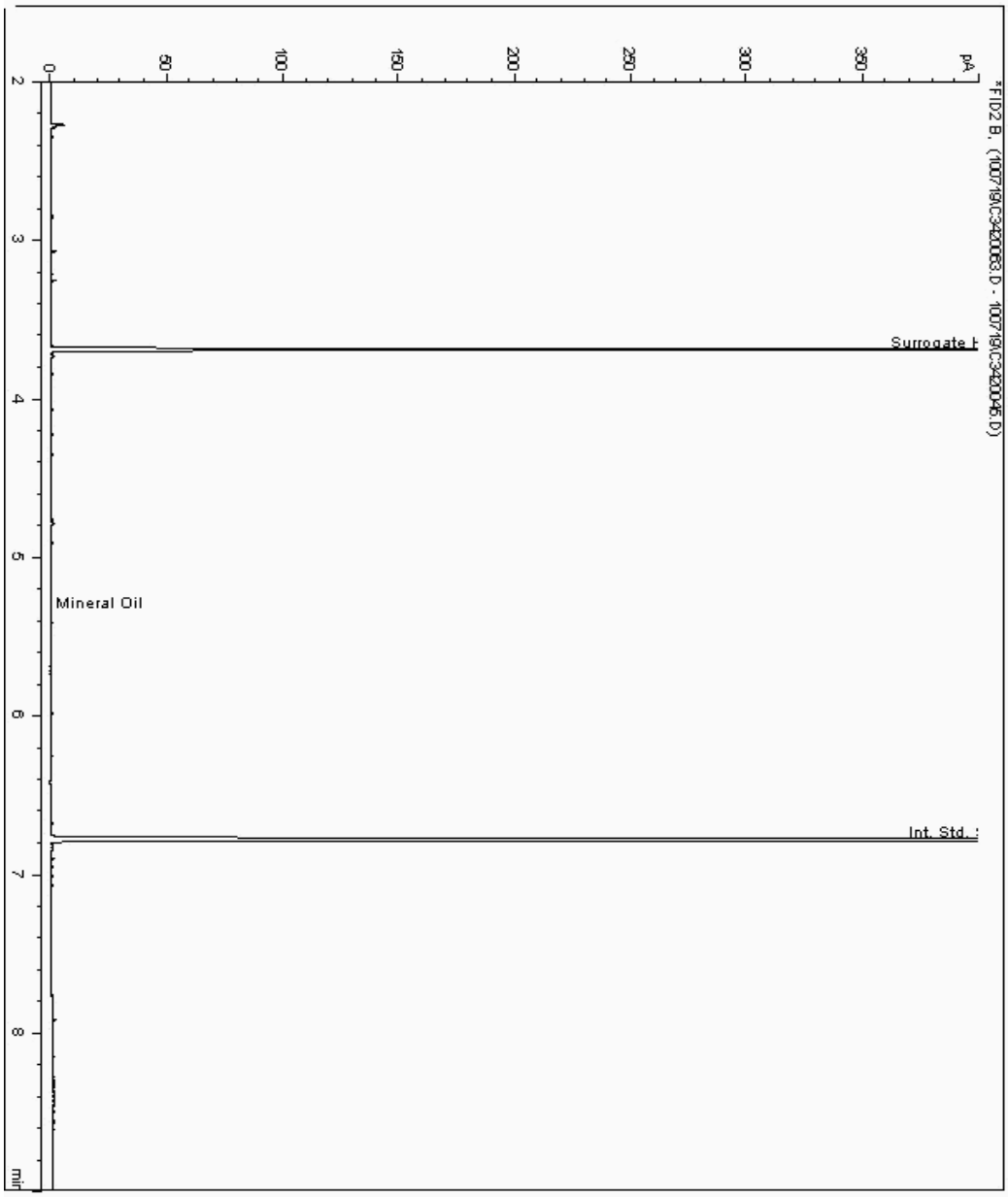

Validated

CERTIFICATE OF ANALYSIS

SDG:	191004-110	**Client Reference:**	70053735	**Report Number:**	527697
Location:	Maylands	**Order Number:**	70053735-S01	**Superseded Report:**	527629

Chromatogram

Analysis: Mineral Oil

Sample No : 20899641
Sample ID : SP4

Depth : 0.00 - 0.20

Mineral Oil Range Organics (C10 - C40)

Sample Identity : 19630884-
Date Acquired : 09/10/2019 22:27:48 PM
Units : mg/kg
Sample Multiplier : 0.000
Dilution :

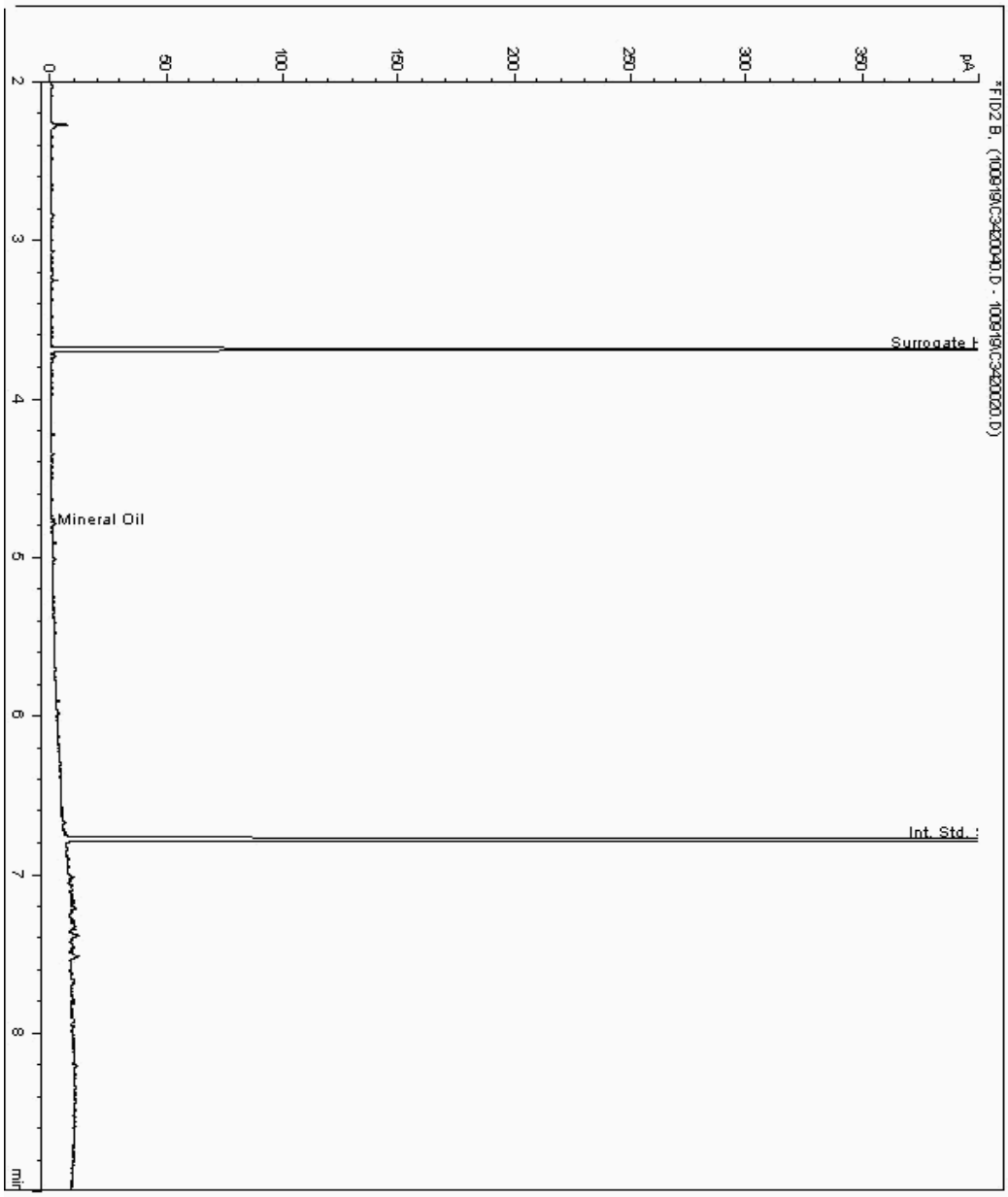

Validated

CERTIFICATE OF ANALYSIS

SDG:	191004-110	**Client Reference:**	70053735	**Report Number:**	527697
Location:	Maylands	**Order Number:**	70053735-S01	**Superseded Report:**	527629

Chromatogram

Analysis: Mineral Oil

Sample No : 20900340
Sample ID : SP21B

Depth : 0.50 - 0.70

Mineral Oil Range Organics (C10 - C40)

Sample Identity : 19630874-
Date Acquired : 11/10/2019 15:29:40 PM
Units : mg/kg
Sample Multiplier : 0.000
Dilution :

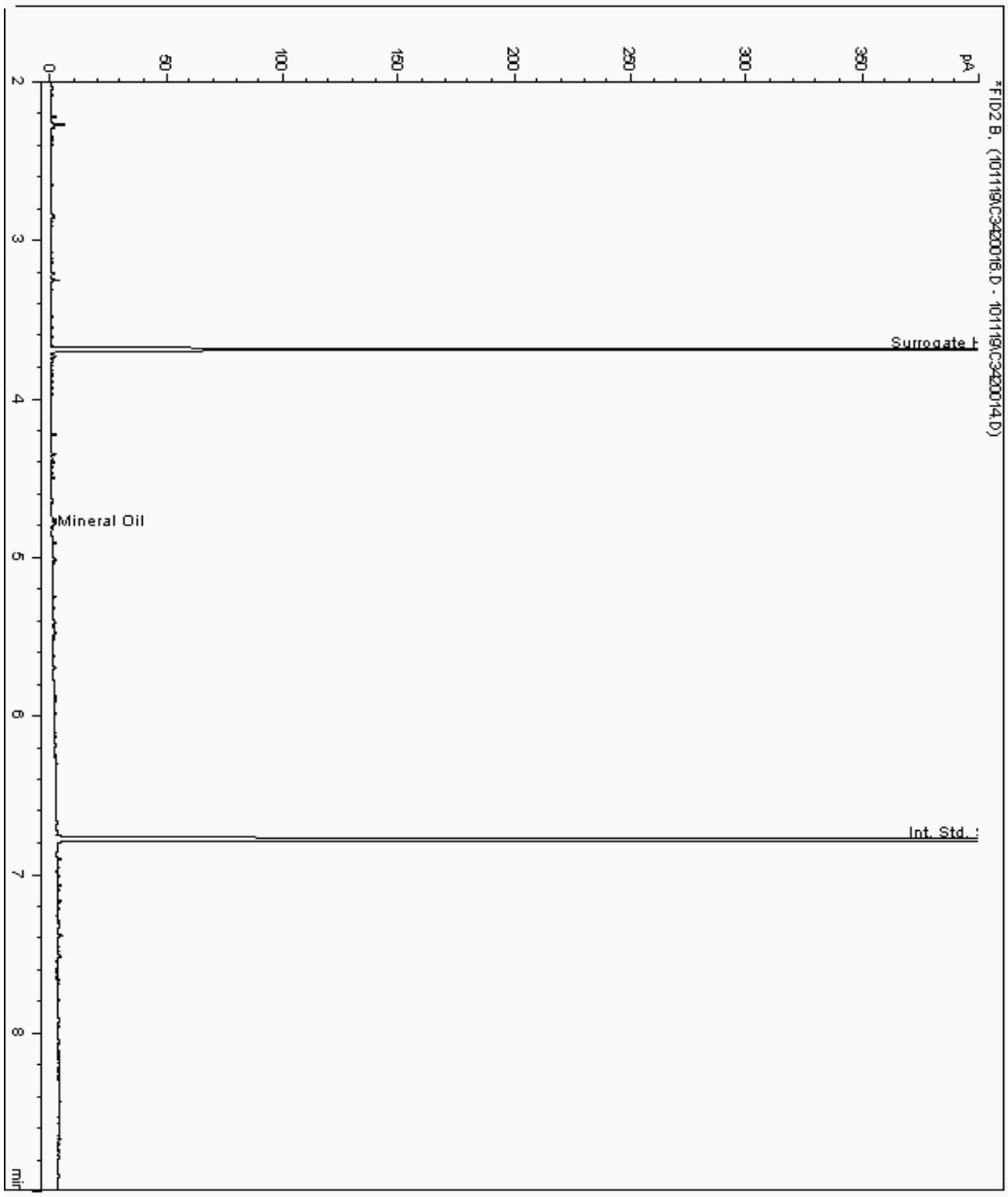

Validated

CERTIFICATE OF ANALYSIS

SDG:	191004-110	**Client Reference:**	70053735	**Report Number:**	527697
Location:	Maylands	**Order Number:**	70053735-S01	**Superseded Report:**	527629

Chromatogram

Analysis: Mineral Oil

Sample No : 20900357
Sample ID : SP22C

Depth : 0.60 - 0.80

Mineral Oil Range Organics (C10 - C40)

Sample Identity : 19630894-
Date Acquired : 09/10/2019 23:00:39 PM
Units : mg/kg
Sample Multiplier : 0.000
Dilution :

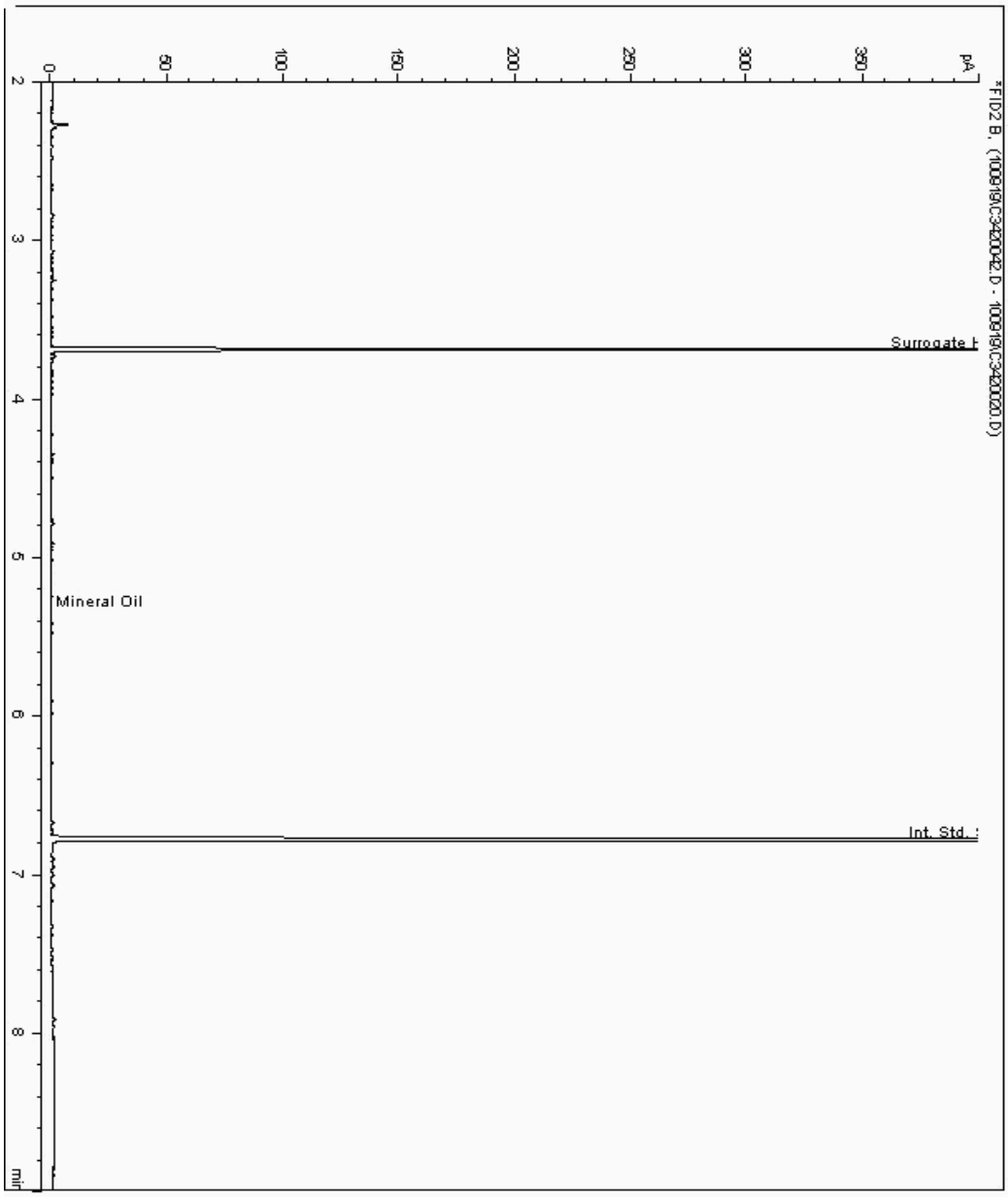

Validated

CERTIFICATE OF ANALYSIS

SDG:	191004-110	**Client Reference:**	70053735	**Report Number:**	527697
Location:	Maylands	**Order Number:**	70053735-S01	**Superseded Report:**	527629

Chromatogram

Analysis: Mineral Oil

Sample No : 20900380
Sample ID : SP9B

Depth : 0.70 - 1.00

Mineral Oil Range Organics (C10 - C40)

Sample Identity : 19630904-
Date Acquired : 11/10/2019 15:50:00 PM
Units : mg/kg
Sample Multiplier : 0.000
Dilution :

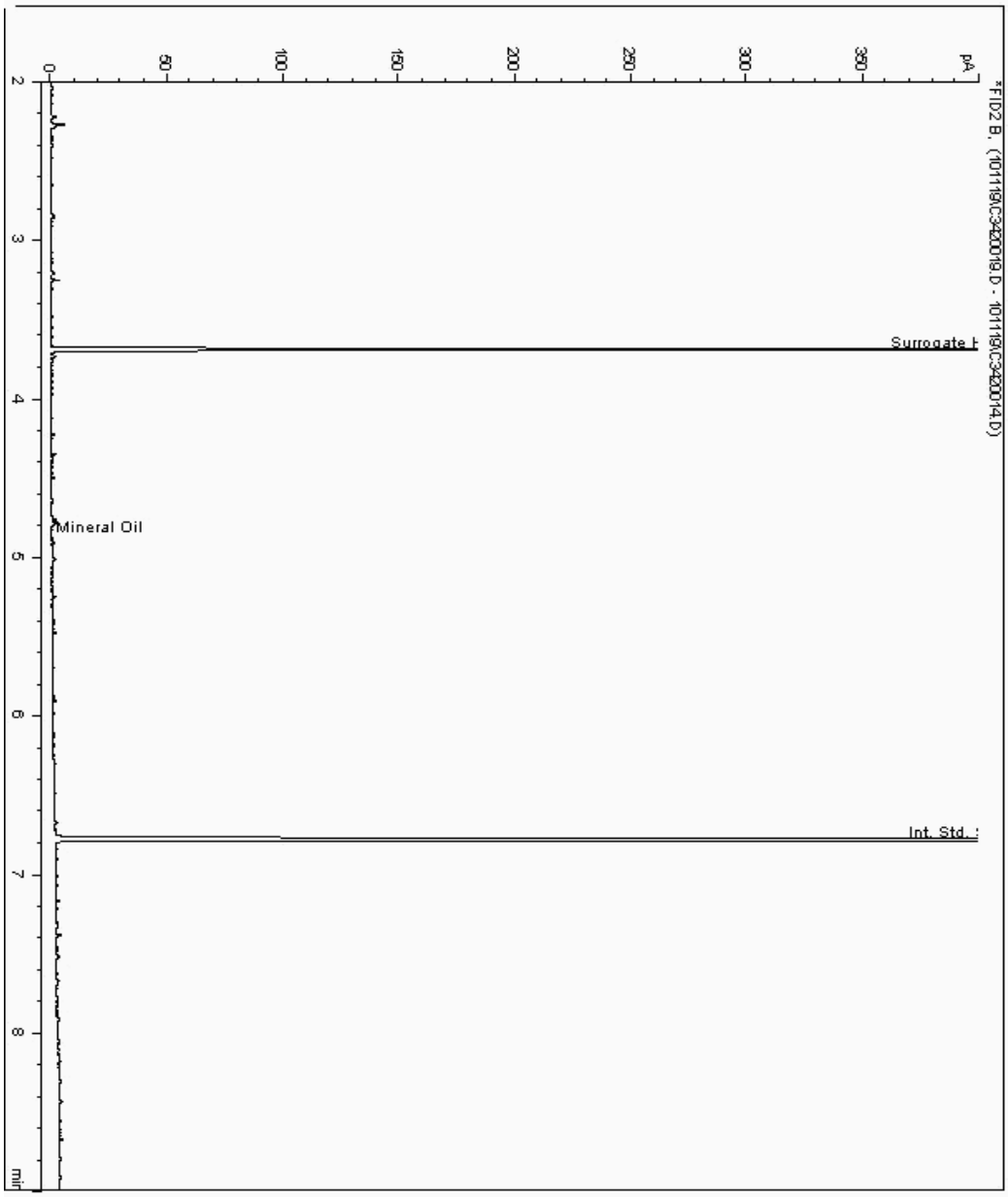

Validated

CERTIFICATE OF ANALYSIS

SDG:	191004-110	**Client Reference:**	70053735	**Report Number:**	527697
Location:	Maylands	**Order Number:**	70053735-S01	**Superseded Report:**	527629

Chromatogram

Analysis: GRO by GC-FID (S)

Sample No : 20889554
Sample ID : SP26

Depth : 0.10 - 0.30



Validated

CERTIFICATE OF ANALYSIS

SDG:	191004-110	**Client Reference:**	70053735	**Report Number:**	527697
Location:	Maylands	**Order Number:**	70053735-S01	**Superseded Report:**	527629

Chromatogram

Analysis: GRO by GC-FID (S)

Sample No : 20889567
Sample ID : SP8

Depth : 0.50 - 0.70



Validated

CERTIFICATE OF ANALYSIS

SDG:	191004-110	**Client Reference:**	70053735	**Report Number:**	527697
Location:	Maylands	**Order Number:**	70053735-S01	**Superseded Report:**	527629

Chromatogram

Analysis: GRO by GC-FID (S)

Sample No : 20889575
Sample ID : SP22S

Depth : 0.90 - 1.10



Validated

CERTIFICATE OF ANALYSIS

SDG:	191004-110	**Client Reference:**	70053735	**Report Number:**	527697
Location:	Maylands	**Order Number:**	70053735-S01	**Superseded Report:**	527629

Chromatogram

Analysis: GRO by GC-FID (S)

Sample No : 20889580
Sample ID : SP21I

Depth : 0.50 - 0.70



Validated

CERTIFICATE OF ANALYSIS

SDG:	191004-110	**Client Reference:**	70053735	**Report Number:**	527697
Location:	Maylands	**Order Number:**	70053735-S01	**Superseded Report:**	527629

Chromatogram

Analysis: GRO by GC-FID (S)

Sample No : 20891984
Sample ID : SP22N

Depth : 0.70 - 0.90



Validated

CERTIFICATE OF ANALYSIS

SDG:	191004-110	**Client Reference:**	70053735	**Report Number:**	527697
Location:	Maylands	**Order Number:**	70053735-S01	**Superseded Report:**	527629

Chromatogram

Analysis: GRO by GC-FID (S)

Sample No : 20891994
Sample ID : SP22I

Depth : 0.80 - 1.10



Validated

CERTIFICATE OF ANALYSIS

SDG:	191004-110	**Client Reference:**	70053735	**Report Number:**	527697
Location:	Maylands	**Order Number:**	70053735-S01	**Superseded Report:**	527629

Chromatogram

Analysis: GRO by GC-FID (S)

Sample No : 20891996
Sample ID : SP22K

Depth : 0.10 - 0.30



Validated

CERTIFICATE OF ANALYSIS

SDG:	191004-110	**Client Reference:**	70053735	**Report Number:**	527697
Location:	Maylands	**Order Number:**	70053735-S01	**Superseded Report:**	527629

Chromatogram

Analysis: GRO by GC-FID (S)

Sample No : 20892001
Sample ID : SP22J

Depth : 0.20 - 0.40



Validated

CERTIFICATE OF ANALYSIS

SDG:	191004-110	**Client Reference:**	70053735	**Report Number:**	527697
Location:	Maylands	**Order Number:**	70053735-S01	**Superseded Report:**	527629

Chromatogram

Analysis: GRO by GC-FID (S)

Sample No : 20892003
Sample ID : SP22G

Depth : 0.30 - 0.50



Validated

CERTIFICATE OF ANALYSIS

SDG:	191004-110	**Client Reference:**	70053735	**Report Number:**	527697
Location:	Maylands	**Order Number:**	70053735-S01	**Superseded Report:**	527629

Chromatogram

Analysis: GRO by GC-FID (S)

Sample No : 20892166
Sample ID : SP22B

Depth : 0.40 - 0.60



Validated

CERTIFICATE OF ANALYSIS

SDG:	191004-110	**Client Reference:**	70053735	**Report Number:**	527697
Location:	Maylands	**Order Number:**	70053735-S01	**Superseded Report:**	527629

Chromatogram

Analysis: GRO by GC-FID (S)

Sample No : 20892171
Sample ID : SP22P

Depth : 0.80 - 1.00



Validated

CERTIFICATE OF ANALYSIS

SDG:	191004-110	**Client Reference:**	70053735	**Report Number:**	527697
Location:	Maylands	**Order Number:**	70053735-S01	**Superseded Report:**	527629

Chromatogram

Analysis: GRO by GC-FID (S)

Sample No : 20892181
Sample ID : SP22C

Depth : 0.60 - 0.80



Validated

CERTIFICATE OF ANALYSIS

SDG:	191004-110	**Client Reference:**	70053735	**Report Number:**	527697
Location:	Maylands	**Order Number:**	70053735-S01	**Superseded Report:**	527629

Chromatogram

Analysis: GRO by GC-FID (S)

Sample No : 20892187
Sample ID : SP22E

Depth : 0.20 - 0.40



Validated

CERTIFICATE OF ANALYSIS

SDG:	191004-110	**Client Reference:**	70053735	**Report Number:**	527697
Location:	Maylands	**Order Number:**	70053735-S01	**Superseded Report:**	527629

Chromatogram

Analysis: GRO by GC-FID (S)

Sample No : 20892199
Sample ID : SP22A

Depth : 0.20 - 0.40



Validated

CERTIFICATE OF ANALYSIS

SDG:	191004-110	**Client Reference:**	70053735	**Report Number:**	527697
Location:	Maylands	**Order Number:**	70053735-S01	**Superseded Report:**	527629

Chromatogram

Analysis: GRO by GC-FID (S)

Sample No : 20892209
Sample ID : SP22D

Depth : 0.80 - 1.00



Validated

CERTIFICATE OF ANALYSIS

SDG:	191004-110	**Client Reference:**	70053735	**Report Number:**	527697
Location:	Maylands	**Order Number:**	70053735-S01	**Superseded Report:**	527629

Chromatogram

Analysis: GRO by GC-FID (S)

Sample No : 20892389
Sample ID : SP22H

Depth : 0.50 - 0.80



Validated

CERTIFICATE OF ANALYSIS

SDG:	191004-110	**Client Reference:**	70053735	**Report Number:**	527697
Location:	Maylands	**Order Number:**	70053735-S01	**Superseded Report:**	527629

Chromatogram

Analysis: GRO by GC-FID (S)

Sample No : 20892403
Sample ID : SP22M

Depth : 0.50 - 0.80



Validated

CERTIFICATE OF ANALYSIS

SDG:	191004-110	**Client Reference:**	70053735	**Report Number:**	527697
Location:	Maylands	**Order Number:**	70053735-S01	**Superseded Report:**	527629

Chromatogram

Analysis: GRO by GC-FID (S)

Sample No : 20892410
Sample ID : SP22F

Depth : 0.50 - 0.70



Validated

CERTIFICATE OF ANALYSIS

SDG:	191004-110	**Client Reference:**	70053735	**Report Number:**	527697
Location:	Maylands	**Order Number:**	70053735-S01	**Superseded Report:**	527629

Chromatogram

Analysis: GRO by GC-FID (S)

Sample No : 20893594
Sample ID : SP9B

Depth : 0.70 - 1.00



Validated

CERTIFICATE OF ANALYSIS

SDG:	191004-110	**Client Reference:**	70053735	**Report Number:**	527697
Location:	Maylands	**Order Number:**	70053735-S01	**Superseded Report:**	527629

Chromatogram

Analysis: GRO by GC-FID (S)

Sample No : 20893606
Sample ID : SP21C

Depth : 0.30 - 0.50



Validated

CERTIFICATE OF ANALYSIS

SDG:	191004-110	**Client Reference:**	70053735	**Report Number:**	527697
Location:	Maylands	**Order Number:**	70053735-S01	**Superseded Report:**	527629

Chromatogram

Analysis: GRO by GC-FID (S)

Sample No : 20893681
Sample ID : SP21B

Depth : 0.50 - 0.70



Validated

CERTIFICATE OF ANALYSIS

SDG:	191004-110	**Client Reference:**	70053735	**Report Number:**	527697
Location:	Maylands	**Order Number:**	70053735-S01	**Superseded Report:**	527629

Chromatogram

Analysis: GRO by GC-FID (S)

Sample No : 20893751
Sample ID : SP9F

Depth : 0.80 - 1.00



Validated

CERTIFICATE OF ANALYSIS

SDG:	191004-110	**Client Reference:**	70053735	**Report Number:**	527697
Location:	Maylands	**Order Number:**	70053735-S01	**Superseded Report:**	527629

Chromatogram

Analysis: GRO by GC-FID (S)

Sample No : 20893769
Sample ID : SP9D

Depth : 0.90 - 1.10



Validated

CERTIFICATE OF ANALYSIS

SDG:	191004-110	**Client Reference:**	70053735	**Report Number:**	527697
Location:	Maylands	**Order Number:**	70053735-S01	**Superseded Report:**	527629

Chromatogram

Analysis: GRO by GC-FID (S)

Sample No : 20893880
Sample ID : SP9C

Depth : 0.80 - 1.00



Validated

CERTIFICATE OF ANALYSIS

SDG:	191004-110	**Client Reference:**	70053735	**Report Number:**	527697
Location:	Maylands	**Order Number:**	70053735-S01	**Superseded Report:**	527629

Chromatogram

Analysis: GRO by GC-FID (S)

Sample No : 20894226
Sample ID : SP21A

Depth : 0.80 - 1.00



Validated

CERTIFICATE OF ANALYSIS

SDG:	191004-110	**Client Reference:**	70053735	**Report Number:**	527697
Location:	Maylands	**Order Number:**	70053735-S01	**Superseded Report:**	527629

Chromatogram

Analysis: GRO by GC-FID (S)

Sample No : 20894323
Sample ID : SP23B

Depth : 0.70 - 1.00



Validated

CERTIFICATE OF ANALYSIS

SDG:	191004-110	**Client Reference:**	70053735	**Report Number:**	527697
Location:	Maylands	**Order Number:**	70053735-S01	**Superseded Report:**	527629

Chromatogram

Analysis: GRO by GC-FID (S)

Sample No : 20894361
Sample ID : SP22L

Depth : 0.30 - 0.50



Validated

CERTIFICATE OF ANALYSIS

SDG:	191004-110	**Client Reference:**	70053735	**Report Number:**	527697
Location:	Maylands	**Order Number:**	70053735-S01	**Superseded Report:**	527629

Chromatogram

Analysis: GRO by GC-FID (S)

Sample No : 20894430
Sample ID : SP22O

Depth : 0.30 - 0.50



Validated

CERTIFICATE OF ANALYSIS

SDG:	191004-110	**Client Reference:**	70053735	**Report Number:**	527697
Location:	Maylands	**Order Number:**	70053735-S01	**Superseded Report:**	527629

Chromatogram

Analysis: GRO by GC-FID (S)

Sample No : 20894439
Sample ID : SP22T

Depth : 0.00 - 0.30



Validated

CERTIFICATE OF ANALYSIS

SDG:	191004-110	**Client Reference:**	70053735	**Report Number:**	527697
Location:	Maylands	**Order Number:**	70053735-S01	**Superseded Report:**	527629

Chromatogram

Analysis: GRO by GC-FID (S)

Sample No : 20894447
Sample ID : SP7

Depth : 0.30 - 0.50



Validated

CERTIFICATE OF ANALYSIS

SDG:	191004-110	**Client Reference:**	70053735	**Report Number:**	527697
Location:	Maylands	**Order Number:**	70053735-S01	**Superseded Report:**	527629

Chromatogram

Analysis: GRO by GC-FID (S)

Sample No : 20894485
Sample ID : SP22R

Depth : 1.00 - 1.20



Validated

CERTIFICATE OF ANALYSIS

SDG:	191004-110	**Client Reference:**	70053735	**Report Number:**	527697
Location:	Maylands	**Order Number:**	70053735-S01	**Superseded Report:**	527629

Chromatogram

Analysis: GRO by GC-FID (S)

Sample No : 20896672
Sample ID : SP9A

Depth : 0.30 - 0.50



Validated

CERTIFICATE OF ANALYSIS

SDG:	191004-110	**Client Reference:**	70053735	**Report Number:**	527697
Location:	Maylands	**Order Number:**	70053735-S01	**Superseded Report:**	527629

Chromatogram

Analysis: GRO by GC-FID (S)

Sample No : 20896694
Sample ID : SP2

Depth : 0.10 - 0.30



Validated

CERTIFICATE OF ANALYSIS

SDG:	191004-110	**Client Reference:**	70053735	**Report Number:**	527697
Location:	Maylands	**Order Number:**	70053735-S01	**Superseded Report:**	527629

Chromatogram

Analysis: GRO by GC-FID (S)

Sample No : 20896710
Sample ID : SP3

Depth : 0.30 - 0.50



Validated

CERTIFICATE OF ANALYSIS

SDG:	191004-110	**Client Reference:**	70053735	**Report Number:**	527697
Location:	Maylands	**Order Number:**	70053735-S01	**Superseded Report:**	527629

Chromatogram

Analysis: GRO by GC-FID (S)

Sample No : 20896715
Sample ID : SP1

Depth : 0.10 - 0.30



Validated

CERTIFICATE OF ANALYSIS

SDG:	191004-110	**Client Reference:**	70053735	**Report Number:**	527697
Location:	Maylands	**Order Number:**	70053735-S01	**Superseded Report:**	527629

Chromatogram

Analysis: GRO by GC-FID (S)

Sample No : 20896726
Sample ID : SP4

Depth : 0.00 - 0.20



Validated

CERTIFICATE OF ANALYSIS

SDG:	191004-110	**Client Reference:**	70053735	**Report Number:**	527697
Location:	Maylands	**Order Number:**	70053735-S01	**Superseded Report:**	527629

Chromatogram

Analysis: GRO by GC-FID (S)

Sample No : 20903207
Sample ID : SP21G

Depth : 0.20 - 0.40



Validated

CERTIFICATE OF ANALYSIS

SDG:	191004-110	**Client Reference:**	70053735	**Report Number:**	527697
Location:	Maylands	**Order Number:**	70053735-S01	**Superseded Report:**	527629

Chromatogram

Analysis: GRO by GC-FID (S)

Sample No : 20903225
Sample ID : SP21H

Depth : 0.30 - 0.50



Validated

CERTIFICATE OF ANALYSIS

SDG:	191004-110	**Client Reference:**	70053735	**Report Number:**	527697
Location:	Maylands	**Order Number:**	70053735-S01	**Superseded Report:**	527629

Chromatogram

Analysis: GRO by GC-FID (S)

Sample No : 20903243
Sample ID : SP21E

Depth : 0.30 - 0.50



Validated

CERTIFICATE OF ANALYSIS

SDG:	191004-110	**Client Reference:**	70053735	**Report Number:**	527697
Location:	Maylands	**Order Number:**	70053735-S01	**Superseded Report:**	527629

Chromatogram

Analysis: GRO by GC-FID (S)

Sample No : 20904033
Sample ID : SP21F

Depth : 0.40 - 0.60



Validated

CERTIFICATE OF ANALYSIS

SDG:	191004-110	**Client Reference:**	70053735	**Report Number:**	527697
Location:	Maylands	**Order Number:**	70053735-S01	**Superseded Report:**	527629

Chromatogram

Analysis: GRO by GC-FID (S)

Sample No : 20904050
Sample ID : SP21L

Depth : 0.70 - 0.90



Validated

CERTIFICATE OF ANALYSIS

SDG:	191004-110	**Client Reference:**	70053735	**Report Number:**	527697
Location:	Maylands	**Order Number:**	70053735-S01	**Superseded Report:**	527629

Chromatogram

Analysis: GRO by GC-FID (S)

Sample No : 20904055
Sample ID : SP21J

Depth : 0.50 - 0.70



Validated

CERTIFICATE OF ANALYSIS

SDG:	191004-110	**Client Reference:**	70053735	**Report Number:**	527697
Location:	Maylands	**Order Number:**	70053735-S01	**Superseded Report:**	527629

Chromatogram

Analysis: GRO by GC-FID (S)

Sample No : 20905912
Sample ID : SP22Q

Depth : 0.70 - 0.90



Validated

CERTIFICATE OF ANALYSIS

SDG:	191004-110	**Client Reference:**	70053735	**Report Number:**	527697
Location:	Maylands	**Order Number:**	70053735-S01	**Superseded Report:**	527629

Chromatogram

Analysis: GRO by GC-FID (S)

Sample No : 20909590
Sample ID : SP23A

Depth : 0.50 - 0.70



Validated

CERTIFICATE OF ANALYSIS

SDG:	191004-110	**Client Reference:**	70053735	**Report Number:**	527697
Location:	Maylands	**Order Number:**	70053735-S01	**Superseded Report:**	527629

Chromatogram

Analysis: GRO by GC-FID (S)

Sample No : 20909615
Sample ID : SP9E

Depth : 0.50 - 0.70



Validated

CERTIFICATE OF ANALYSIS

SDG:	191004-110	**Client Reference:**	70053735	**Report Number:**	527697
Location:	Maylands	**Order Number:**	70053735-S01	**Superseded Report:**	527629

Chromatogram

Analysis: GRO by GC-FID (S)

Sample No : 20910680
Sample ID : SP21M

Depth : 0.20 - 0.40



Validated

CERTIFICATE OF ANALYSIS

SDG:	191004-110	**Client Reference:**	70053735	**Report Number:**	527697
Location:	Maylands	**Order Number:**	70053735-S01	**Superseded Report:**	527629

Chromatogram

Analysis: GRO by GC-FID (S)

Sample No : 20912171
Sample ID : SP20

Depth : 0.30 - 0.50



Validated

CERTIFICATE OF ANALYSIS

SDG:	191004-110	**Client Reference:**	70053735	**Report Number:**	527697
Location:	Maylands	**Order Number:**	70053735-S01	**Superseded Report:**	527629

Chromatogram

Analysis: GRO by GC-FID (S)

Sample No : 20919359
Sample ID : SP21K

Depth : 0.80 - 1.00



Validated

CERTIFICATE OF ANALYSIS

SDG:	191004-110	**Client Reference:**	70053735	**Report Number:**	527697
Location:	Maylands	**Order Number:**	70053735-S01	**Superseded Report:**	527629

Chromatogram

Analysis: GRO by GC-FID (S)

Sample No : 20931763
Sample ID : SP22U

Depth : 0.50 - 0.80



Appendix

1. Results are expressed on a dry weight basis (dried at 35ºC) for all soil analyses except for the following: NRA and CEN Leach tests, flash point LOI, pH, ammonium as NH4 by the BRE method, VOC TICs and SVOC TICs.

2. If sufficient sample is received a sub sample will be retained free of charge for 30 days after analysis is completed (e-mailed) for all sample types unless the sample is destroyed on testing. The prepared soil sub sample that is analysed for asbestos will be retained for a period of 6 months after the analysis date. All bulk samples will be retained for a period of 6 months after the analysis date. All samples received and not scheduled will be disposed of one month after the date of receipt unless we are instructed to the contrary. Once the initial period has expired, a storage charge will be applied for each month or part thereof until the client cancels the request for sample storage. ALS reserve the right to charge for samples received and stored but not analysed.

3. With respect to turnaround, we will always endeavour to meet client requirements wherever possible, but turnaround times cannot be absolutely guaranteed due to so many variables beyond our control.

4. We take responsibility for any test performed by sub-contractors (marked with an asterisk). We endeavour to use UKAS/MCERTS Accredited Laboratories, who either complete a quality questionnaire or are audited by ourselves. For some determinands there are no UKAS/MCERTS Accredited Laboratories, in this instance a laboratory with a known track record will be utilised.

5. If no separate volatile sample is supplied by the client, or if a headspace or sediment is present in the volatile sample, the integrity of the data may be compromised. This will be flagged up as an invalid VOC on the test schedule and the result marked as deviating on the test certificate.

6. NDP - No determination possible due to insufficient/unsuitable sample.

7. Results relate only to the items tested.

8. LoDs (Limit of Detection) for wet tests reported on a dry weight basis are not corrected for moisture content.

9. **Surrogate recoveries** - Surrogates are added to your sample to monitor recovery of the test requested. A % recovery is reported, results are not corrected for the recovery measured. Typical recoveries for organics tests are 70-130%. Recoveries in soils are affected by organic rich or clay rich matrices. Waters can be affected by remediation fluids or high amounts of sediment. Test results are only ever reported if all of the associated quality checks pass; it is assumed that all recoveries outside of the values above are due to matrix affect.

10. Stones/debris are not routinely removed. We always endeavour to take a representative sub sample from the received sample.

11. In certain circumstances the method detection limit may be elevated due to the sample being outside the calibration range. Other factors that may contribute to this include possible interferences. In both cases the sample would be diluted which would cause the method detection limit to be raised.

12. Mercury results quoted on soils will not include volatile mercury as the analysis is performed on a dried and crushed sample.

13. For leachate preparations other than Zero Headspace Extraction (ZHE) volatile loss may occur.

14. For the BSEN 12457-3 two batch process to allow the cumulative release to be calculated, the volume of the leachate produced is measured and filtered for all tests. We therefore cannot carry out any unfiltered analysis. The tests affected include volatiles GCFID/GCMS and all subcontracted analysis.

15. Analysis and identification of specific compounds using GCFID is by retention time only, and we routinely calibrate and quantify for benzene, toluene, ethylbenzenes and xylenes (BTEX). For total volatiles in the C5-C12 range, the total area of the chromatogram is integrated and expressed as ug/kg or ug/l. Although this analysis is commonly used for the quantification of gasoline range organics (GRO), the system will also detect other compounds such as chlorinated solvents, and this may lead to a falsely high result with respect to hydrocarbons only. It is not possible to specifically identify these non-hydrocarbons, as standards are not routinely run for any other compounds, and for more definitive identification, volatiles by GCMS should be utilised.

16. We are accredited to MCERTS for sand, clay and loam/topsoil, or any of these materials - whether these are derived from naturally occurring soil profiles, or from fill/made ground, as long as these materials constitute the major part of the sample. Other coarse granular material such as concrete, gravel and brick are not accredited if they comprise the major part of the sample.

General

17. **Tentatively Identified Compounds (TICs)** are non-target peaks in VOC and SVOC analysis. All non-target peaks detected with a concentration above the LoD are subjected to a mass spectral library search. Non-target peaks with a library search confidence of >75% are reported based on the best mass spectral library match. When a non-target peak with a library search confidence of <75% is detected it is reported as "mixed hydrocarbons". Non-target compounds identified from the scan data are semi-quantified relative to one of the deuterated internal standards, under the same chromatographic conditions as the target compounds. This result is reported as a semi-quantitative value and reported as Tentatively Identified Compounds (TICs). TICs are outside the scope of UKAS accreditation and are not moisture corrected.

18. **Sample Deviations**

If a sample is classed as deviated then the associated results may be compromised.

1	**Container with Headspace provided for volatiles analysis**
2	**Incorrect container received**
3	**Deviation from method**
§	**Sampled on date not provided**
♦	**Sample holding time exceeded in laboratory**
@	**Sample holding time exceeded due to late arrival of instructions or samples**

19. **Asbestos**

When requested, the individual sub sample scheduled will be analysed in house for the presence of asbestos fibres and asbestos containing material by our documented in house method TM048 based on HSG 248 (2005), which is accredited to ISO17025. If a specific asbestos fibre type is not found this will be reported as "Not detected". If no asbestos fibre types are found all will be reported as "Not detected" and the sub sample analysed deemed to be clear of asbestos. If an asbestos fibre type is found it will be reported as detected (for each fibre type found). Testing can be carried out on asbestos positive samples, but, due to Health and Safety considerations, may be replaced by alternative tests or reported as No Determination Possible (NDP). The quantity of

Identification of Asbestos in Bulk Materials & Soils

The results for identification of asbestos in bulk materials are obtained from supplied bulk materials which have been examined to determine the presence of asbestos fibres using ALS (Hawarden) in-house method of transmitted/polarised light microscopy and central stop dispersion staining, based on HSG 248 (2005).

The results for identification of asbestos in soils are obtained from a homogenised sub sample which has been examined to determine the presence of asbestos fibres using ALS (Hawarden) in-house method of transmitted/polarised light microscopy and central stop dispersion staining, based on HSG 248 (2005).

Asbestos Type	Common Name
Chrysotile	White Asbestos
Amosite	Brown Asbestos
Crocidolite	Blue Asbestos
Fibrous Actinolite	-
Fibrous Anthophyllite	-
Fibrous Tremolite	-

Visual Estimation Of Fibre Content

Estimation of fibre content is not permitted as part of our UKAS accredited test other than: - Trace - Where only one or two asbestos fibres were identified.

Respirable Fibres

Respirable fibres are defined as fibres of <3 µm diameter, longer than 5 µm and with aspect ratios of at least 3:1 that can be inhaled into the lower regions of the lung and are generally acknowledged to be most important predictor of hazard and risk for cancers of the lung.
Standing Committee of Analysts, *The Quantification of Asbestos in Soil (2107).*

Further guidance on typical asbestos fibre content of manufactured products can be found in HSG 264.

The identification of asbestos containing materials and soils falls within our schedule of tests for which we hold UKAS accreditation, however opinions, interpretations and all other information contained in the report are outside the scope of UKAS accreditation.

Unit 7-8 Hawarden Business Park
Manor Road (off Manor Lane)
Hawarden
Deeside
CH5 3US
Tel: (01244) 528700
Fax: (01244) 528701
email: hawardencustomerservices@alsglobal.com
Website: www.alsenvironmental.co.uk

WSP PB LBH
WSP PB
4th Floor
6 Devonshire Square
London
EC2M 4YE

Attention: Zoe Norris

CERTIFICATE OF ANALYSIS

Date of report Generation:	27 October 2020
Customer:	WSP PB LBH
Sample Delivery Group (SDG):	201010-59
Your Reference:	70076442
Location:	Maylands
Report No:	572797

This report has been revised and directly supersedes 572043 in its entirety.

We received 6 samples on Saturday October 10, 2020 and 6 of these samples were scheduled for analysis which was completed on Tuesday October 27, 2020. Accredited laboratory tests are defined within the report, but opinions, interpretations and on-site data expressed herein are outside the scope of ISO 17025 accreditation.

Should this report require incorporation into client reports, it must be used in its entirety and not simply with the data sections alone.

Chemical testing (unless subcontracted) performed at ALS Environmental Hawarden (Method codes TM) or ALS Environmental Aberdeen (Method codes S).

All sample data is provided by the customer. The reported results relate to the sample supplied, and on the basis that this data is correct.
Incorrect sampling dates and/or sample information will affect the validity of results.
The customer is not permitted to reproduce this report except in full without the approval of the laboratory.

Approved By:

Sonia McWhan

Operations Manager

Received Sample Overview

Lab Sample No(s)	Customer Sample Ref.	AGS Ref.	Depth (m)	Sampled Date
23009306	SP28 1	ES	0.10 - 0.20	08/10/2020
23009311	SP28 2	ES	0.10 - 0.20	08/10/2020
23009318	SPA 1	ES	0.10 - 0.20	08/10/2020
23009320	SPA 2	ES	0.10 - 0.20	08/10/2020
23009325	SPA 3	ES	0.10 - 0.20	08/10/2020
23009334	SPA 4	ES	0.10 - 0.20	08/10/2020

Only received samples which have had analysis scheduled will be shown on the following pages.

CERTIFICATE OF ANALYSIS

SDG:	201010-59	**Client Reference:**	70076442	**Report Number:**	572797
Location:	Maylands	**Order Number:**	70076442-S01	**Superseded Report:**	572043

Results Legend

X Test

N No Determination Possible

Sample Types -
S - Soil/Solid
UNS - Unspecified Solid
GW - Ground Water
SW - Surface Water
LE - Land Leachate
PL - Prepared Leachate
PR - Process Water
SA - Saline Water
TE - Trade Effluent
TS - Treated Sewage
US - Untreated Sewage
RE - Recreational Water
DW - Drinking Water Non-regulatory
UNL - Unspecified Liquid
SL - Sludge
G - Gas
OTH - Other

Lab Sample No(s)			23009306			23009311			23009318	23009320			23009325			23009334	
Customer Sample Reference			SP28 1			SP28 2			SPA 1	SPA 2			SPA 3			SPA 4	
AGS Reference			ES			ES			ES	ES			ES			ES	
Depth (m)			0.10 - 0.20			0.10 - 0.20			0.10 - 0.20	0.10 - 0.20			0.10 - 0.20			0.10 - 0.20	
Container			1kg TUB with Handle (ALE260)	250g Amber Jar (ALE210)	60g VOC (ALE215)	1kg TUB with Handle (ALE260)	250g Amber Jar (ALE210)	60g VOC (ALE215)	1kg TUB with Handle (ALE260)	1kg TUB with Handle (ALE260)	250g Amber Jar (ALE210)	60g VOC (ALE215)	1kg TUB with Handle (ALE260)	250g Amber Jar (ALE210)	60g VOC (ALE215)	250g Amber Jar (ALE210)	60g VOC (ALE215)
Sample Type			S	S	S	S	S	S	S	S	S	S	S	S	S	S	S
Asbestos ID in Solid Samples	All	NDPs: 0 Tests: 6	X			X			X	X			X			X	
Asbestos Quantification - Full	All	NDPs: 0 Tests: 2	X						X								
Boron Water Soluble	All	NDPs: 0 Tests: 6		X			X		X		X			X		X	
EPH CWG GC (S)	All	NDPs: 0 Tests: 6		X			X		X		X			X		X	
GRO by GC-FID (S)	All	NDPs: 0 Tests: 6			X			X	X			X			X		X
Hexavalent Chromium (s)	All	NDPs: 0 Tests: 6		X			X		X		X			X		X	
Metals in solid samples by OES	All	NDPs: 0 Tests: 6		X			X		X		X			X		X	
PAH by GCMS	All	NDPs: 0 Tests: 6		X			X		X		X			X		X	
Sample description	All	NDPs: 0 Tests: 6		X			X		X		X			X		X	
Total Organic Carbon	All	NDPs: 0 Tests: 3		X							X					X	
TPH CWG GC (S)	All	NDPs: 0 Tests: 6		X			X		X		X			X		X	
VOC MS (S)	All	NDPs: 0 Tests: 6			X			X	X			X			X		X

Sample Descriptions

Grain Sizes

very fine	<0.063mm	fine	0.063mm - 0.1mm	medium	0.1mm - 2mm	coarse	2mm - 10mm	very coarse	>10mm

Lab Sample No(s)	Customer Sample Ref.	Depth (m)	Colour	Description	Inclusions	Inclusions 2
23009306	SP28 1	0.10 - 0.20	Light Brown	Sandy Clay Loam	Stones	None
23009311	SP28 2	0.10 - 0.20	Light Brown	Sandy Clay Loam	Stones	None
23009318	SPA 1	0.10 - 0.20	Light Brown	Silt Loam	Stones	Crushed Brick
23009320	SPA 2	0.10 - 0.20	Light Brown	Sandy Clay Loam	Stones	None
23009325	SPA 3	0.10 - 0.20	Beige	Sandy Loam	Stones	None
23009334	SPA 4	0.10 - 0.20	Light Brown	Sandy Clay Loam	Stones	None

These descriptions are only intended to act as a cross check if sample identities are questioned, and to provide a log of sample matrices with respect to MCERTS validation. They are not intended as full geological descriptions.

We are accredited to MCERTS for sand, clay and loam/topsoil, or any of these materials - whether these are derived from naturally ocurring soil profiles, or from fill/made ground, as long as these materials constitute the major part of the sample.

Other coarse granular materials such as concrete, gravel and brick are not accredited if they comprise the major part of the sample.

Validated

CERTIFICATE OF ANALYSIS

SDG:	201010-59	**Client Reference:**	70076442	**Report Number:**	572797
Location:	Maylands	**Order Number:**	70076442-S01	**Superseded Report:**	572043

Results Legend

#	ISO17025 accredited.
M	*m*CERTS accredited.
aq	Aqueous / settled sample.
diss.filt	Dissolved / filtered sample.
tot.unfilt	Total / unfiltered sample.
*	Subcontracted - refer to subcontractor report for accreditation status.
**	% recovery of the surrogate standard to check the efficiency of the method. The results of individual compounds within samples aren't corrected for the recovery
(F)	Trigger breach confirmed
1-4+§@	Sample deviation (see appendix)

Customer Sample Ref.			SP28 1	SP28 2	SPA 1	SPA 2	SPA 3	SPA 4
Depth (m)			0.10 - 0.20	0.10 - 0.20	0.10 - 0.20	0.10 - 0.20	0.10 - 0.20	0.10 - 0.20
Sample Type			Soil/Solid (S)	Soil/Solid (S)	Soil/Solid (S)	Soil/Solid (S)	Soil/Solid (S)	Soil/Solid (S)
Date Sampled			08/10/2020	08/10/2020	08/10/2020	08/10/2020	08/10/2020	08/10/2020
Sampled Time			.	.	.	.	.	.
Date Received			10/10/2020	10/10/2020	10/10/2020	10/10/2020	10/10/2020	10/10/2020
SDG Ref			201010-59	201010-59	201010-59	201010-59	201010-59	201010-59
Lab Sample No.(s)			23009306	23009311	23009318	23009320	23009325	23009334
AGS Reference			ES	ES	ES	ES	ES	ES
Component	**LOD/Units**	**Method**						
Moisture Content Ratio (% of as received sample)	%	PM024	13	20	18	20	21	11
Soil Organic Matter (SOM)	<0.35 %	TM132	1.53 #			1.09 #		1.64 #
Chromium, Hexavalent	<0.6 mg/kg	TM151	<0.6 #	<0.6 #	<0.6 #	<0.6 #	<0.6 #	<0.6 #
Arsenic	<0.6 mg/kg	TM181	15.3 M	14.2 M	14.3 M	18.1 M	12.8 M	13.3 M
Barium	<0.6 mg/kg	TM181	103 #	132 #	75 #	125 #	95.9 #	72.7 #
Beryllium	<0.01 mg/kg	TM181	1.17 M	1.5 M	1.34 M	1.75 M	1.56 M	0.975 M
Cadmium	<0.02 mg/kg	TM181	0.16 M	0.243 M	<0.02 M	0.0341 M	0.184 M	0.137 M
Chromium	<0.9 mg/kg	TM181	16 M	21 M	42.3 M	24.9 M	21.9 M	18.7 M
Copper	<1.4 mg/kg	TM181	16.4 M	18.2 M	16.4 M	20.6 M	19.2 M	17 M
Lead	<0.7 mg/kg	TM181	50.4 M	82 M	27.1 M	32.1 M	32.1 M	32.2 M
Mercury	<0.14 mg/kg	TM181	<0.14 M	<0.14 M	<0.14 M	<0.14 M	<0.14 M	<0.14 M
Nickel	<0.2 mg/kg	TM181	20.6 M	20.3 M	20.9 M	28.7 M	30.3 M	21.1 M
Selenium	<1 mg/kg	TM181	<1 #	<1 #	<1 #	<1 #	<1 #	<1 #
Vanadium	<0.2 mg/kg	TM181	50.9 #	48.9 #	50.5 #	56.4 #	46.8 #	43.8 #
Zinc	<1.9 mg/kg	TM181	78.7 M	84.2 M	54.8 M	75.8 M	75.1 M	58.9 M
Boron, water soluble	<1 mg/kg	TM222	1.41 M	1.53 M	<1 M	<1 M	<1 M	1.2 M
Asbestos Quantification - Gravimetric - %	<0.001 %	TM304	<0.001 #		<0.001 #			
Asbestos Quantification - PCOM Evaluation - %	<0.001 %	TM304	<0.001 #		<0.001 #			
Additional Asbestos Components (Using TM048)		TM304	None #		None #			
Analysts Comments		TM304	N/A		N/A			
Asbestos Quantification - Total - %	<0.001 %	TM304	<0.001 #		<0.001 #			

Validated

CERTIFICATE OF ANALYSIS

SDG:	201010-59	**Client Reference:**	70076442	**Report Number:**	572797
Location:	Maylands	**Order Number:**	70076442-S01	**Superseded Report:**	572043

PAH by GCMS

Results Legend

#	ISO17025 accredited.
M	*m*CERTS accredited.
aq	Aqueous / settled sample.
diss.filt	Dissolved / filtered sample.
tot.unfilt	Total / unfiltered sample.
*	Subcontracted - refer to subcontractor report for accreditation status.
**	% recovery of the surrogate standard to check the efficiency of the method. The results of individual compounds within samples aren't corrected for the recovery
(F)	Trigger breach confirmed
1-4+5@	Sample deviation (see appendix)

Customer Sample Ref.			SP28 1	SP28 2	SPA 1	SPA 2	SPA 3	SPA 4
Depth (m)			0.10 - 0.20	0.10 - 0.20	0.10 - 0.20	0.10 - 0.20	0.10 - 0.20	0.10 - 0.20
Sample Type			Soil/Solid (S)	Soil/Solid (S)	Soil/Solid (S)	Soil/Solid (S)	Soil/Solid (S)	Soil/Solid (S)
Date Sampled			08/10/2020	08/10/2020	08/10/2020	08/10/2020	08/10/2020	08/10/2020
Sampled Time			.	.	.	.	.	.
Date Received			10/10/2020	10/10/2020	10/10/2020	10/10/2020	10/10/2020	10/10/2020
SDG Ref			201010-59	201010-59	201010-59	201010-59	201010-59	201010-59
Lab Sample No.(s)			23009306	23009311	23009318	23009320	23009325	23009334
AGS Reference			ES	ES	ES	ES	ES	ES
Component	**LOD/Units**	**Method**						
Naphthalene-d8 % recovery**	%	TM218	86.5	82.3	89.3	80.5	90.8	96.6
Acenaphthene-d10 % recovery**	%	TM218	90.9	88.3	98.9	91.3	103	88.9
Phenanthrene-d10 % recovery**	%	TM218	84.3	85.2	94.6	82	101	97.5
Chrysene-d12 % recovery**	%	TM218	75.9	77.6	88.7	70.1	94	110
Perylene-d12 % recovery**	%	TM218	81.9	81.8	95.1	73.8	100	96.1
Naphthalene	<0.009 mg/kg	TM218	<0.045 M	<0.045 M	<0.009 M	<0.009 M	<0.009 M	<0.045 M
Acenaphthylene	<0.012 mg/kg	TM218	<0.06 M	<0.06 M	0.0253 M	<0.012 M	<0.012 M	0.151 M
Acenaphthene	<0.008 mg/kg	TM218	<0.04 M	0.271 M	0.0681 M	0.0269 M	0.0262 M	<0.04 M
Fluorene	<0.01 mg/kg	TM218	<0.05 M	0.115 M	0.0496 M	0.0187 M	0.0228 M	0.0565 M
Phenanthrene	<0.015 mg/kg	TM218	0.132 M	2.89 M	0.44 M	0.387 M	0.248 M	0.787 M
Anthracene	<0.016 mg/kg	TM218	<0.08 M	0.565 M	0.169 M	0.0712 M	0.0682 M	0.288 M
Fluoranthene	<0.017 mg/kg	TM218	0.485 M	3.09 M	1.75 M	0.952 M	0.497 M	2.86 M
Pyrene	<0.015 mg/kg	TM218	0.502 M	2.59 M	1.46 M	0.686 M	0.377 M	2.5 M
Benz(a)anthracene	<0.014 mg/kg	TM218	0.338 M	0.886 M	0.871 M	0.362 M	0.228 M	1.4 M
Chrysene	<0.01 mg/kg	TM218	0.37 M	0.951 M	0.839 M	0.433 M	0.226 M	1.3 M
Benzo(b)fluoranthene	<0.015 mg/kg	TM218	0.567 M	0.993 M	1.34 M	0.715 M	0.321 M	1.78 M
Benzo(k)fluoranthene	<0.014 mg/kg	TM218	0.204 M	0.394 M	0.435 M	0.164 M	0.0984 M	0.628 M
Benzo(a)pyrene	<0.015 mg/kg	TM218	0.392 M	0.683 M	0.88 M	0.358 M	0.2 M	1.25 M
Indeno(1,2,3-cd)pyrene	<0.018 mg/kg	TM218	0.329 M	0.489 M	0.722 M	0.401 M	0.165 M	0.824 M
Dibenzo(a,h)anthracene	<0.023 mg/kg	TM218	<0.115 M	<0.115 M	0.138 M	0.0543 M	0.0307 M	0.16 M
Benzo(g,h,i)perylene	<0.024 mg/kg	TM218	0.326 M	0.46 M	0.625 M	0.297 M	0.149 M	0.79 M
PAH, Total Detected USEPA 16	<0.118 mg/kg	TM218	3.64	14.4	9.82	4.93	2.66	14.8

Validated

CERTIFICATE OF ANALYSIS

SDG:	201010-59	**Client Reference:**	70076442	**Report Number:**	572797
Location:	Maylands	**Order Number:**	70076442-S01	**Superseded Report:**	572043

TPH CWG (S)

Results Legend

#	ISO17025 accredited.
M	*m*CERTS accredited.
aq	Aqueous / settled sample.
diss.filt	Dissolved / filtered sample.
tot.unfilt	Total / unfiltered sample.
*	Subcontracted - refer to subcontractor report for accreditation status.
**	% recovery of the surrogate standard to check the efficiency of the method. The results of individual compounds within samples aren't corrected for the recovery
(F)	Trigger breach confirmed
1-4+§@	Sample deviation (see appendix)

Customer Sample Ref.			SP28 1	SP28 2	SPA 1	SPA 2	SPA 3	SPA 4
Depth (m)			0.10 - 0.20	0.10 - 0.20	0.10 - 0.20	0.10 - 0.20	0.10 - 0.20	0.10 - 0.20
Sample Type			Soil/Solid (S)	Soil/Solid (S)	Soil/Solid (S)	Soil/Solid (S)	Soil/Solid (S)	Soil/Solid (S)
Date Sampled			08/10/2020	08/10/2020	08/10/2020	08/10/2020	08/10/2020	08/10/2020
Sampled Time			.	.	.	.	.	.
Date Received			10/10/2020	10/10/2020	10/10/2020	10/10/2020	10/10/2020	10/10/2020
SDG Ref			201010-59	201010-59	201010-59	201010-59	201010-59	201010-59
Lab Sample No.(s)			23009306	23009311	23009318	23009320	23009325	23009334
AGS Reference			ES	ES	ES	ES	ES	ES
Component	**LOD/Units**	**Method**						
GRO Surrogate % recovery**	%	TM089	111	116	110 2	99.8	110	62.5 4
Aliphatics >C5-C6	<0.01 mg/kg	TM089	<0.01	<0.01	<0.01 2	<0.01	<0.01	<0.01 4
Aliphatics >C6-C8	<0.01 mg/kg	TM089	0.0242	0.0163	<0.01 2	<0.01	<0.01	0.0112 4
Aliphatics >C8-C10	<0.01 mg/kg	TM089	0.0311	0.025	0.0146 2	<0.01	<0.01	0.0358 4
Aliphatics >C10-C12	<1 mg/kg	TM414	<1	<1	<1	<1	<1	<1
Aliphatics >C12-C16	<1 mg/kg	TM414	2.55	1.48	<1	<1	<1	<1
Aliphatics >C16-C21	<1 mg/kg	TM414	13.4	10.2	<1	<1	<1	6.45
Aliphatics >C16-C35	<1 mg/kg	TM414	102	59.1	1.24	3.29	1.15	36.5
Aliphatics >C21-C35	<1 mg/kg	TM414	88.4	48.9	1.06	3.29	1.15	30.1
Aliphatics >C35-C44	<1 mg/kg	TM414	64.1	24.2	<1	<1	<1	12.5
Total Aliphatics >C10-C44	<5 mg/kg	TM414	169	85.4	<5	<5	<5	49.7
Total Aliphatics & Aromatics >C10-C44	<10 mg/kg	TM414	225	123	<10	<10	<10	82.1
Aromatics >EC5-EC7	<0.01 mg/kg	TM089	<0.01	<0.01	<0.01 2	<0.01	<0.01	<0.01 4
Aromatics >EC7-EC8	<0.01 mg/kg	TM089	<0.01	<0.01	<0.01 2	<0.01	<0.01	<0.01 4
Aromatics >EC8-EC10	<0.01 mg/kg	TM089	0.0207	0.0163	<0.01 2	<0.01	<0.01	0.0246 4
Aromatics > EC10-EC12	<1 mg/kg	TM414	<1	<1	<1	<1	<1	<1
Aromatics > EC12-EC16	<1 mg/kg	TM414	<1	<1	<1	<1	<1	<1
Aromatics > EC16-EC21	<1 mg/kg	TM414	5.7	3.94	<1	<1	<1	2.37
Aromatics > EC16-EC35	<1 mg/kg	TM414	53	34.8	3.77	2.98	1.51	30.8
Aromatics > EC21-EC35	<1 mg/kg	TM414	47.3	30.9	2.8	2.15	1.07	28.4
Aromatics >EC35-EC44	<1 mg/kg	TM414	3.14	2.35	<1	<1	<1	1.46
Aromatics > EC40-EC44	<1 mg/kg	TM414	<1	<1	<1	<1	<1	<1
Total Aromatics > EC10-EC44	<5 mg/kg	TM414	56.5	37.3	<5	<5	<5	32.4
Total Aliphatics & Aromatics >C5-C44	<10 mg/kg	TM414	226	123	<10	<10	<10	82.2
Total Aliphatics >C5-C10	<0.05 mg/kg	TM089	0.0552	<0.05	<0.05 2	<0.05	<0.05	<0.05 4
Total Aromatics >EC5-EC10	<0.05 mg/kg	TM089	<0.05	<0.05	<0.05 2	<0.05	<0.05	<0.05 4
GRO >C5-C10	<0.02 mg/kg	TM089	0.0552	<0.02	<0.02 2	<0.02	<0.02	<0.02 4

Validated

CERTIFICATE OF ANALYSIS

SDG:	201010-59	**Client Reference:**	70076442	**Report Number:**	572797
Location:	Maylands	**Order Number:**	70076442-S01	**Superseded Report:**	572043

VOC MS (S)

Results Legend

#	ISO17025 accredited.
M	*m*CERTS accredited.
aq	Aqueous / settled sample.
diss.filt	Dissolved / filtered sample.
tot.unfilt	Total / unfiltered sample.
*	Subcontracted - refer to subcontractor report for accreditation status.
**	% recovery of the surrogate standard to check the efficiency of the method. The results of individual compounds within samples aren't corrected for the recovery
(F)	Trigger breach confirmed
1-4+§@	Sample deviation (see appendix)

Customer Sample Ref.			SP28 1	SP28 2	SPA 1	SPA 2	SPA 3	SPA 4
Depth (m)			0.10 - 0.20	0.10 - 0.20	0.10 - 0.20	0.10 - 0.20	0.10 - 0.20	0.10 - 0.20
Sample Type			Soil/Solid (S)	Soil/Solid (S)	Soil/Solid (S)	Soil/Solid (S)	Soil/Solid (S)	Soil/Solid (S)
Date Sampled			08/10/2020	08/10/2020	08/10/2020	08/10/2020	08/10/2020	08/10/2020
Sampled Time			.	.	.	.	.	.
Date Received			10/10/2020	10/10/2020	10/10/2020	10/10/2020	10/10/2020	10/10/2020
SDG Ref			201010-59	201010-59	201010-59	201010-59	201010-59	201010-59
Lab Sample No.(s)			23009306	23009311	23009318	23009320	23009325	23009334
AGS Reference			ES	ES	ES	ES	ES	ES
Component	**LOD/Units**	**Method**						
Methyl Tertiary Butyl Ether	<0.01 mg/kg	TM116	<0.1 M	<0.1 M	<0.1 2 M	<0.1 M	<0.1 M	<0.1 M
Benzene	<0.009 mg/kg	TM116	<0.09 M	<0.09 M	<0.09 2 M	<0.09 M	<0.09 M	<0.09 M
Toluene	<0.007 mg/kg	TM116	<0.07 M	<0.07 M	<0.07 2 M	<0.07 M	<0.07 M	<0.07 M
Ethylbenzene	<0.004 mg/kg	TM116	<0.04 M	<0.04 M	<0.04 2 M	<0.04 M	<0.04 M	<0.04 M
p/m-Xylene	<0.01 mg/kg	TM116	<0.1 #	<0.1 #	<0.1 2 #	<0.1 #	<0.1 #	<0.1 #
o-Xylene	<0.01 mg/kg	TM116	<0.1 M	<0.1 M	<0.1 2 M	<0.1 M	<0.1 M	<0.1 M
Tert-amyl methyl ether	<0.01 mg/kg	TM116	<0.1 #	<0.1 #	<0.1 2 #	<0.1 #	<0.1 #	<0.1 #

CERTIFICATE OF ANALYSIS

SDG:	201010-59	**Client Reference:**	70076442	**Report Number:**	572797
Location:	Maylands	**Order Number:**	70076442-S01	**Superseded Report:**	572043

Asbestos Identification - Solid Samples

Results Legend

#	ISO17025 accredited.
M	*m*CERTS accredited.
*	Subcontracted test.
(F)	Trigger breach confirmed
1-5&+§@	Sample deviation (see appendix)

		Date of Analysis	Analysed By	Comments	Amosite (Brown) Asbestos	Chrysotile (White) Asbestos	Crocidolite (Blue) Asbestos	Fibrous Actinolite	Fibrous Anthophyllite	Fibrous Tremolite	Non-Asbestos Fibre
Cust. Sample Ref. Depth (m) Sample Type Date Sampled Date Receieved SDG Original Sample Method Number	SP28 1ES 0.10 - 0.20 SOLID 08/10/2020 00:00:00 10/10/2020 05:00:00 201010-59 23009306 TM048	20/10/2020	Barbara Urbanek-Walsh	Loose fibres in soi,	Not Detected (#)	Trace (#)	Not Detected (#)	Not Detected (#)	Not Detected (#)	Not Detected (#)	Not Detected
Cust. Sample Ref. Depth (m) Sample Type Date Sampled Date Receieved SDG Original Sample Method Number	SP28 2ES 0.10 - 0.20 SOLID 08/10/2020 00:00:00 10/10/2020 05:00:00 201010-59 23009311 TM048	20/10/2020	Barbara Urbanek-Walsh	-	Not Detected (#)	Not Detected (#)	Not Detected (#)	Not Detected (#)	Not Detected (#)	Not Detected (#)	Not Detected
Cust. Sample Ref. Depth (m) Sample Type Date Sampled Date Receieved SDG Original Sample Method Number	SPA 1ES 0.10 - 0.20 SOLID 08/10/2020 00:00:00 10/10/2020 05:00:00 201010-59 23009318 TM048	20/10/2020	Barbara Urbanek-Walsh	Loose fibres in soil.	Not Detected (#)	Detected (#)	Not Detected (#)	Not Detected (#)	Not Detected (#)	Not Detected (#)	Not Detected
Cust. Sample Ref. Depth (m) Sample Type Date Sampled Date Receieved SDG Original Sample Method Number	SPA 2ES 0.10 - 0.20 SOLID 08/10/2020 00:00:00 10/10/2020 05:00:00 201010-59 23009320 TM048	20/10/2020	Marcin Magdziarek	-	Not Detected (#)	Not Detected (#)	Not Detected (#)	Not Detected (#)	Not Detected (#)	Not Detected (#)	Not Detected
Cust. Sample Ref. Depth (m) Sample Type Date Sampled Date Receieved SDG Original Sample Method Number	SPA 3ES 0.10 - 0.20 SOLID 08/10/2020 00:00:00 10/10/2020 05:00:00 201010-59 23009325 TM048	20/10/2020	James Richards	-	Not Detected (#)	Not Detected (#)	Not Detected (#)	Not Detected (#)	Not Detected (#)	Not Detected (#)	Not Detected
Cust. Sample Ref. Depth (m) Sample Type Date Sampled Date Receieved SDG Original Sample Method Number	SPA 4ES 0.10 - 0.20 SOLID 08/10/2020 00:00:00 10/10/2020 05:00:00 201010-59 23009334 TM048	20/10/2020	Agnieszka Chelmowska	-	Not Detected (#)	Not Detected (#)	Not Detected (#)	Not Detected (#)	Not Detected (#)	Not Detected (#)	Not Detected

Asbestos Quantification - Full

Results Legend

#	ISO17025 accredited.
M	*m*CERTS accredited.
*	Subcontracted test.
(F)	Trigger breach confirmed
1-5&+§@	Sample deviation (see appendix)

		Additional Asbestos Components	Analysts Comments	Asbestos Quantification - Gravimetric - %	Asbestos Quantification - PCOM Evaluation	Asbestos Quantification - Total - %
Cust. Sample Ref.	SP28 1ES	None (#)	N/A	<0.001 (#)	<0.001 (#)	<0.001 (#)
Depth (m)	0.10 - 0.20					
Sample Type	SOLID					
Date Sampled	08/10/2020 00:00:00					
Date Receieved	10/10/2020 05:00:00					
SDG	201010-59					
Original Sample	23009306					
Method Number	TM304					
Cust. Sample Ref.	SPA 1ES	None (#)	N/A	<0.001 (#)	<0.001 (#)	<0.001 (#)
Depth (m)	0.10 - 0.20					
Sample Type	SOLID					
Date Sampled	08/10/2020 00:00:00					
Date Receieved	10/10/2020 05:00:00					
SDG	201010-59					
Original Sample	23009318					
Method Number	TM304					

Table of Results - Appendix

Method No	Reference	Description
PM024	Modified BS 1377	Soil preparation including homogenisation, moisture screens of soils for Asbestos Containing Material
TM048	HSG 248, Asbestos: The analysts' guide for sampling, analysis and clearance procedures	Identification of Asbestos in Bulk Material
TM089	Modified: US EPA Methods 8020 & 602	Determination of Gasoline Range Hydrocarbons (GRO) by Headspace GC-FID (C4-C12)
TM116	Modified: US EPA Method 8260, 8120, 8020, 624, 610 & 602	Determination of Volatile Organic Compounds by Headspace / GC-MS
TM132	In - house Method	ELTRA CS800 Operators Guide
TM151	Method 3500D, AWWA/APHA, 20th Ed., 1999	Determination of Hexavalent Chromium using Kone analyser
TM181	US EPA Method 6010B	Determination of Routine Metals in Soil by iCap 6500 Duo ICP-OES
TM218	Shaker extraction - EPA method 3546.	The determination of PAH in soil samples by GC-MS
TM222	In-House Method	Determination of Hot Water Soluble Boron in Soils (10:1 Water:soil) by IRIS Emission Spectrometer
TM304	HSE Contract research Report no 83/1996	Asbestos Quantification in Soil: Fibres identified by morphology only
TM414	Analysis of Petroleum Hydrocarbons in Environmental Media – Total Petroleum Hydrocarbon Criteria	Determination of Speciated Extractable Petroleum Hydrocarbons in Soils by GCxGC-FID

NA = not applicable.

Chemical testing (unless subcontracted) performed at ALS Environmental Hawarden (Method codes TM) or ALS Environmental Aberdeen (Method codes S).

CERTIFICATE OF ANALYSIS

SDG:	201010-59	**Client Reference:**	70076442	**Report Number:**	572797
Location:	Maylands	**Order Number:**	70076442-S01	**Superseded Report:**	572043

Test Completion Dates

Lab Sample No(s)	23009306	23009311	23009318	23009320	23009325	23009334
Customer Sample Ref.	SP28 1	SP28 2	SPA 1	SPA 2	SPA 3	SPA 4
AGS Ref.	ES	ES	ES	ES	ES	ES
Depth	0.10 - 0.20	0.10 - 0.20	0.10 - 0.20	0.10 - 0.20	0.10 - 0.20	0.10 - 0.20
Type	Soil/Solid (S)	Soil/Solid (S)	Soil/Solid (S)	Soil/Solid (S)	Soil/Solid (S)	Soil/Solid (S)
Asbestos ID in Solid Samples	20-Oct-2020	20-Oct-2020	20-Oct-2020	20-Oct-2020	20-Oct-2020	20-Oct-2020
Asbestos Quantification - Full	27-Oct-2020		27-Oct-2020			
Boron Water Soluble	19-Oct-2020	19-Oct-2020	19-Oct-2020	19-Oct-2020	19-Oct-2020	19-Oct-2020
EPH CWG GC (S)	19-Oct-2020	19-Oct-2020	19-Oct-2020	19-Oct-2020	19-Oct-2020	19-Oct-2020
GRO by GC-FID (S)	16-Oct-2020	16-Oct-2020	19-Oct-2020	16-Oct-2020	16-Oct-2020	16-Oct-2020
Hexavalent Chromium (s)	19-Oct-2020	19-Oct-2020	19-Oct-2020	19-Oct-2020	19-Oct-2020	19-Oct-2020
Metals in solid samples by OES	19-Oct-2020	19-Oct-2020	20-Oct-2020	19-Oct-2020	19-Oct-2020	19-Oct-2020
PAH by GCMS	19-Oct-2020	19-Oct-2020	20-Oct-2020	19-Oct-2020	20-Oct-2020	21-Oct-2020
Sample description	15-Oct-2020	15-Oct-2020	15-Oct-2020	15-Oct-2020	15-Oct-2020	15-Oct-2020
Total Organic Carbon	19-Oct-2020			20-Oct-2020		20-Oct-2020
TPH CWG GC (S)	19-Oct-2020	19-Oct-2020	19-Oct-2020	19-Oct-2020	19-Oct-2020	19-Oct-2020
VOC MS (S)	16-Oct-2020	19-Oct-2020	19-Oct-2020	16-Oct-2020	19-Oct-2020	16-Oct-2020

ASSOCIATED AQC DATA

Boron Water Soluble

Component	Method Code	QC 2350	QC 2305	QC 2373
Water Soluble Boron	TM222	**96.5** 85.80 : 112.50	**91.5** 85.80 : 112.50	**94.0** 85.80 : 112.50

GRO by GC-FID (S)

Component	Method Code	QC 2370	QC 2332	QC 2331
QC	TM089	**104.71** 72.28 : 114.54	**105.5** 72.28 : 114.54	**93.85** 70.75 : 114.19

Hexavalent Chromium (s)

Component	Method Code	QC 2341	QC 2325
Hexavalent Chromium	TM151	**102.0** 95.60 : 107.60	**104.0** 95.60 : 107.60

Metals in solid samples by OES

Component	Method Code	QC 2351	QC 2357	QC 2364	QC 2346
Aluminium	TM181	**89.38** 73.56 : 108.85	**87.79** 73.56 : 108.85	**92.04** 73.56 : 108.85	**87.52** 73.56 : 108.85
Antimony	TM181	**97.15** 76.89 : 111.24	**94.31** 76.89 : 111.24	**99.59** 76.89 : 111.24	**89.02** 76.89 : 111.24
Arsenic	TM181	**100.87** 88.53 : 111.01	**98.26** 88.53 : 111.01	**103.2** 88.53 : 111.01	**94.48** 88.53 : 111.01
Barium	TM181	**91.1** 77.67 : 105.35	**90.55** 77.67 : 105.35	**93.58** 77.67 : 105.35	**88.35** 77.67 : 105.35
Beryllium	TM181	**96.27** 85.44 : 109.61	**94.4** 85.44 : 109.61	**98.51** 85.44 : 109.61	**96.64** 85.44 : 109.61
Boron	TM181	**87.39** 73.51 : 104.66	**83.67** 73.51 : 104.66	**87.97** 73.51 : 104.66	**86.53** 73.51 : 104.66
Cadmium	TM181	**88.89** 77.67 : 104.12	**90.53** 77.67 : 104.12	**91.36** 77.67 : 104.12	**83.54** 77.67 : 104.12
Chromium	TM181	**91.89** 86.11 : 106.21	**89.25** 86.11 : 106.21	**94.12** 86.11 : 106.21	**91.28** 86.11 : 106.21
Cobalt	TM181	**91.51** 84.60 : 104.13	**88.99** 84.60 : 104.13	**92.77** 84.60 : 104.13	**86.79** 84.60 : 104.13
Copper	TM181	**91.9** 82.40 : 105.45	**90.14** 82.40 : 105.45	**94.54** 82.40 : 105.45	**89.26** 82.40 : 105.45
Iron	TM181	**92.06** 82.95 : 110.58	**92.86** 82.95 : 110.58	**96.03** 82.95 : 110.58	**88.89** 82.95 : 110.58
Lead	TM181	**91.67** 78.24 : 104.05	**89.41** 78.24 : 104.05	**94.37** 78.24 : 104.05	**86.26** 78.24 : 104.05

CERTIFICATE OF ANALYSIS

SDG:	201010-59	**Client Reference:**	70076442	**Report Number:**	572797
Location:	Maylands	**Order Number:**	70076442-S01	**Superseded Report:**	572043

Metals in solid samples by OES

		QC 2351	QC 2357	QC 2364	QC 2346
Manganese	TM181	**112.22** 94.29 : 119.51	**108.06** 94.29 : 119.51	**114.44** 94.29 : 119.51	**105.56** 94.29 : 119.51
Mercury	TM181	**94.44** 83.16 : 107.81	**92.03** 83.16 : 107.81	**97.83** 83.16 : 107.81	**88.89** 83.16 : 107.81
Molybdenum	TM181	**98.35** 87.11 : 106.87	**95.88** 87.11 : 106.87	**100.41** 87.11 : 106.87	**94.65** 87.11 : 106.87
Nickel	TM181	**91.93** 80.26 : 102.28	**89.24** 80.26 : 102.28	**92.91** 80.26 : 102.28	**88.02** 80.26 : 102.28
Phosphorus	TM181	**110.91** 94.56 : 124.28	**107.47** 94.56 : 124.28	**113.13** 94.56 : 124.28	**106.67** 94.56 : 124.28
Selenium	TM181	**100.39** 82.28 : 110.48	**97.25** 82.28 : 110.48	**102.75** 82.28 : 110.48	**94.12** 82.28 : 110.48
Strontium	TM181	**89.09** 79.13 : 102.79	**87.97** 79.13 : 102.79	**91.31** 79.13 : 102.79	**86.19** 79.13 : 102.79
Thallium	TM181	**98.23** 82.94 : 111.86	**96.02** 82.94 : 111.86	**99.56** 82.94 : 111.86	**95.13** 82.94 : 111.86
Tin	TM181	**98.86** 86.72 : 110.03	**96.2** 86.72 : 110.03	**101.52** 86.72 : 110.03	**93.16** 86.72 : 110.03
Titanium	TM181	**80.15** 66.23 : 102.06	**77.86** 66.23 : 102.06	**79.39** 66.23 : 102.06	**76.34** 66.23 : 102.06
Vanadium	TM181	**94.87** 86.19 : 109.45	**93.41** 86.19 : 109.45	**97.8** 86.19 : 109.45	**89.74** 86.19 : 109.45
Zinc	TM181	**97.33** 84.68 : 113.99	**94.87** 84.68 : 113.99	**99.59** 84.68 : 113.99	**95.28** 84.68 : 113.99

PAH by GCMS

Component	Method Code	QC 2398	QC 2339	QC 2364	QC 2316
Acenaphthene	TM218	**94.5** 76.79 : 103.90	**93.0** 80.97 : 105.99	**91.0** 76.79 : 103.90	**89.5** 76.79 : 103.90
Acenaphthylene	TM218	**93.0** 78.40 : 108.66	**92.5** 74.76 : 107.36	**89.0** 78.40 : 108.66	**86.5** 78.40 : 108.66
Anthracene	TM218	**92.5** 70.90 : 109.22	**91.5** 73.04 : 106.97	**89.0** 70.90 : 109.22	**89.0** 70.90 : 109.22
Benz(a)anthracene	TM218	**90.0** 73.77 : 119.26	**89.0** 68.79 : 119.64	**88.0** 73.77 : 119.26	**94.5** 73.77 : 119.26
Benzo(a)pyrene	TM218	**90.5** 73.20 : 114.18	**84.5** 66.17 : 117.52	**87.0** 73.20 : 114.18	**90.5** 73.20 : 114.18
Benzo(b)fluoranthene	TM218	**89.0** 75.36 : 117.58	**89.5** 66.40 : 118.34	**87.5** 75.36 : 117.58	**87.0** 75.36 : 117.58
Benzo(ghi)perylene	TM218	**92.5** 70.73 : 116.12	**86.0** 67.68 : 112.07	**88.5** 70.73 : 116.12	**88.5** 70.73 : 116.12
Benzo(k)fluoranthene	TM218	**95.5** 75.98 : 116.59	**88.0** 72.84 : 114.66	**87.5** 75.98 : 116.59	**94.5** 75.98 : 116.59
Chrysene	TM218	**89.5** 74.82 : 114.18	**87.5** 68.39 : 115.56	**87.5** 74.82 : 114.18	**94.5** 74.82 : 114.18
Dibenzo(ah)anthracene	TM218	**94.5** 69.17 : 115.30	**83.0** 69.03 : 110.45	**86.5** 69.17 : 115.30	**88.0** 69.17 : 115.30
Fluoranthene	TM218	**89.5** 75.88 : 112.84	**97.0** 69.37 : 117.19	**91.0** 75.88 : 112.84	**87.5** 75.88 : 112.84
Fluorene	TM218	**94.0** 76.66 : 107.56	**93.5** 75.38 : 105.98	**90.5** 76.66 : 107.56	**94.0** 76.66 : 107.56
Indeno(123cd)pyrene	TM218	**91.0** 70.26 : 117.95	**82.5** 65.91 : 113.61	**84.0** 70.26 : 117.95	**84.5** 70.26 : 117.95

CERTIFICATE OF ANALYSIS

SDG:	201010-59	**Client Reference:**	70076442	**Report Number:**	572797
Location:	Maylands	**Order Number:**	70076442-S01	**Superseded Report:**	572043

PAH by GCMS

		QC 2398	QC 2339	QC 2364	QC 2316
Naphthalene	TM218	**90.0** 74.70 : 101.83	**89.0** 71.40 : 105.87	**87.5** 74.70 : 101.83	**84.5** 74.70 : 101.83
Phenanthrene	TM218	**92.0** 73.62 : 109.34	**93.5** 74.04 : 109.30	**90.5** 73.62 : 109.34	**90.5** 73.62 : 109.34
Pyrene	TM218	**90.5** 71.46 : 117.00	**95.5** 69.68 : 115.27	**90.5** 71.46 : 117.00	**87.0** 71.46 : 117.00

Total Organic Carbon

Component	Method Code	QC 2383	QC 2315
Total Organic Carbon	TM132	**100.39** 87.02 : 113.45	**101.95** 87.02 : 113.45

VOC MS (S)

Component	Method Code	QC 2346	QC 2335
1,1,1,2-tetrachloroethane	TM116	**114.4** 79.10 : 119.66	**106.6** 86.59 : 118.97
1,1,1-Trichloroethane	TM116	**114.2** 87.51 : 115.37	**101.8** 86.26 : 117.53
1,1,2-Trichloroethane	TM116	**114.4** 81.29 : 113.79	**110.2** 75.16 : 112.70
1,1-Dichloroethane	TM116	**122.2** 86.77 : 122.11	**100.6** 83.27 : 122.16
1,2-Dichloroethane	TM116	**124.8** 90.04 : 132.28	**117.8** 89.30 : 133.10
1,4-Dichlorobenzene	TM116	**116.0** 80.81 : 125.07	**106.4** 82.59 : 123.23
2-Chlorotoluene	TM116	**102.0** 73.13 : 114.13	**94.6** 66.81 : 118.43
4-Chlorotoluene	TM116	**99.2** 72.48 : 112.82	**91.2** 65.88 : 114.76
Benzene	TM116	**111.8** 84.29 : 112.22	**107.8** 93.16 : 123.63
Carbon Disulphide	TM116	**113.8** 75.11 : 124.81	**96.2** 75.11 : 124.81
Carbontetrachloride	TM116	**115.6** 82.35 : 126.46	**106.6** 82.35 : 126.46
Chlorobenzene	TM116	**110.2** 82.88 : 122.42	**105.4** 85.07 : 118.13
Chloroform	TM116	**123.6** 90.35 : 120.38	**109.2** 88.13 : 122.71
Chloromethane	TM116	**121.0** 65.80 : 138.88	**98.0** 55.37 : 133.35
Cis-1,2-Dichloroethene	TM116	**116.4** 78.27 : 128.90	**111.0** 78.27 : 128.90
Dibromomethane	TM116	**110.6** 76.00 : 120.73	**112.2** 77.47 : 121.29
Dichloromethane	TM116	**130.6** 92.27 : 134.36	**116.4** 87.89 : 134.72

VOC MS (S)

		QC 2346	QC 2335
Ethylbenzene	TM116	**100.2** 70.95 : 113.07	**96.4** 79.92 : 110.05
Hexachlorobutadiene	TM116	**112.4** 14.55 : 147.92	**62.6** 16.78 : 153.29
Isopropylbenzene	TM116	**87.0** 52.00 : 108.19	**82.4** 64.20 : 119.59
Naphthalene	TM116	**121.8** 80.29 : 135.77	**114.6** 79.29 : 125.59
o-Xylene	TM116	**90.0** 64.92 : 98.85	**88.2** 74.57 : 112.73
p/m-Xylene	TM116	**96.4** 72.04 : 104.04	**94.9** 76.47 : 108.99
Sec-Butylbenzene	TM116	**87.2** 27.03 : 135.73	**70.6** 44.71 : 117.87
Tetrachloroethene	TM116	**110.6** 81.43 : 126.65	**111.4** 85.86 : 122.95
Toluene	TM116	**103.0** 82.44 : 103.50	**101.0** 87.82 : 116.21
Trichloroethene	TM116	**110.6** 79.80 : 112.33	**105.8** 79.80 : 112.33
Trichlorofluoromethane	TM116	**126.8** 86.68 : 126.82	**108.2** 80.52 : 132.12
Vinyl Chloride	TM116	**128.6** 69.66 : 136.55	**94.8** 68.07 : 137.84

The above information details the reference name of the analytical quality control sample (AQC) that has been run with the samples contained in this report for the different methods of analysis.
The figure detailed is the percentage recovery result for the AQC.
The subscript numbers below are the percentage recovery lower control limit (LCL) and the upper control limit (UCL). The percentage recovery result for the AQC should be between these limits to be statistically in control.

CERTIFICATE OF ANALYSIS

SDG:	201010-59	**Client Reference:**	70076442	**Report Number:**	572797
Location:	Maylands	**Order Number:**	70076442-S01	**Superseded Report:**	572043

Chromatogram

Analysis: EPH CWG GC (S) **Sample No :** 23035588 **Sample ID :** SPA 1 **Depth :** 0.10 - 0.20

```
ChromSpace LIMS export
Current batch
Sample Identity:  B_23035588-_4_secs.tht
Date Acquired  :  17/10/20 10:37:37
Units          :  ppm
Dilution       :  0
CF             :
Multiplier     :
```



CERTIFICATE OF ANALYSIS

SDG:	201010-59	**Client Reference:**	70076442	**Report Number:**	572797
Location:	Maylands	**Order Number:**	70076442-S01	**Superseded Report:**	572043

Chromatogram

Analysis: EPH CWG GC (S) **Sample No :** 23037002 **Sample ID :** SP28 2 **Depth :** 0.10 - 0.20

ChromSpace LIMS export
Current batch
Sample Identity: F_23037002-_4_secs.tht
Date Acquired : 18/10/20 08:50:55
Units : ppm
Dilution : 0
CF :
Multiplier :

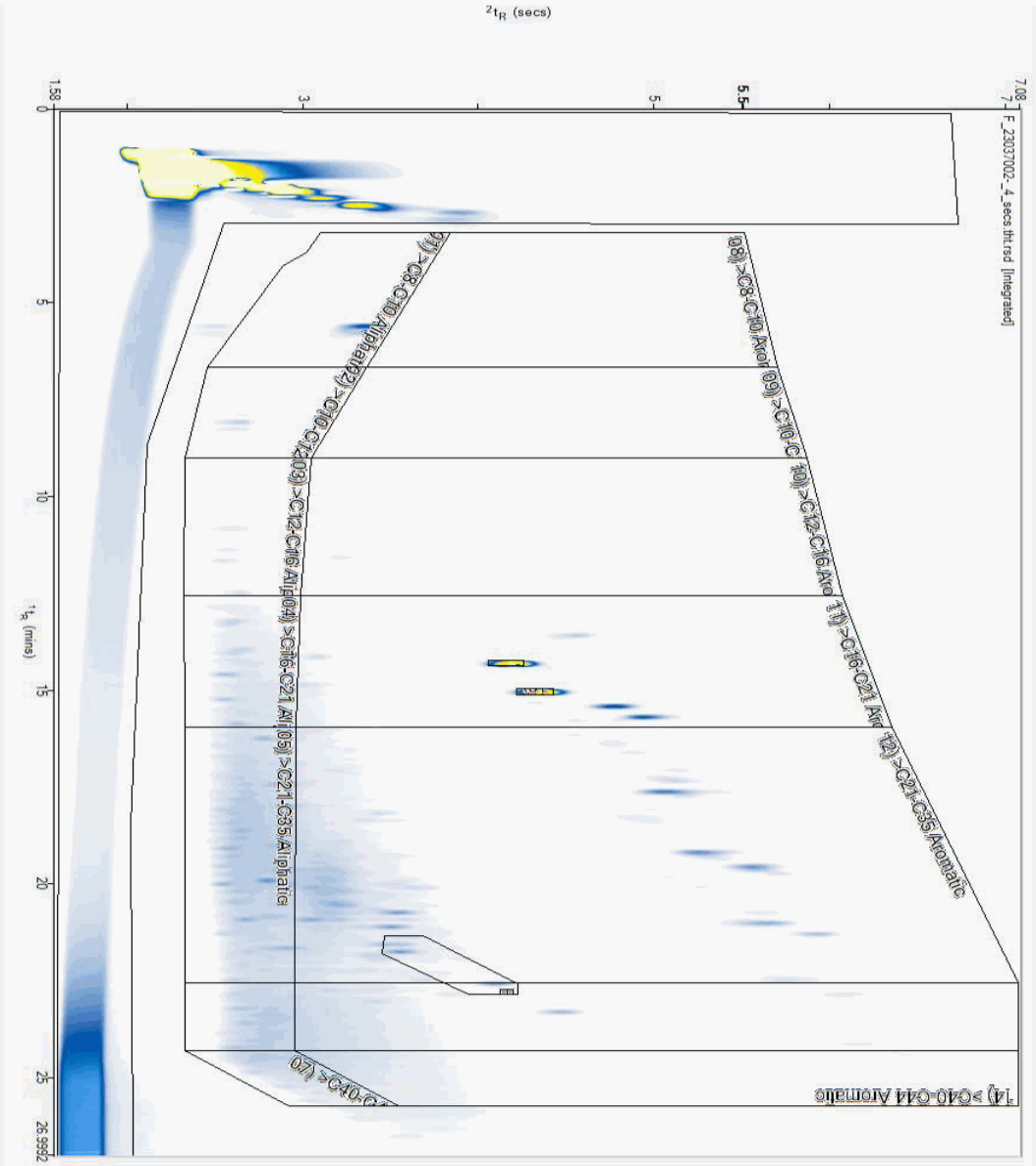

CERTIFICATE OF ANALYSIS

SDG:	201010-59	**Client Reference:**	70076442	**Report Number:**	572797
Location:	Maylands	**Order Number:**	70076442-S01	**Superseded Report:**	572043

Chromatogram

Analysis: EPH CWG GC (S) **Sample No :** 23037099 **Sample ID :** SPA 2 **Depth :** 0.10 - 0.20

ChromSpace LIMS export
Current batch
Sample Identity: F_23037099-_4_secs.tht
Date Acquired : 18/10/20 03:00:37
Units : ppm
Dilution : 0
CF :
Multiplier :



CERTIFICATE OF ANALYSIS

SDG:	201010-59	**Client Reference:**	70076442	**Report Number:**	572797
Location:	Maylands	**Order Number:**	70076442-S01	**Superseded Report:**	572043

Chromatogram

Analysis: EPH CWG GC (S) **Sample No :** 23037182 **Sample ID :** SPA 4 **Depth :** 0.10 - 0.20

ChromSpace LIMS export
Current batch
Sample Identity: F_23037182-_4_secs.tht
Date Acquired : 18/10/20 08:10:05
Units : ppm
Dilution : 0
CF :
Multiplier :

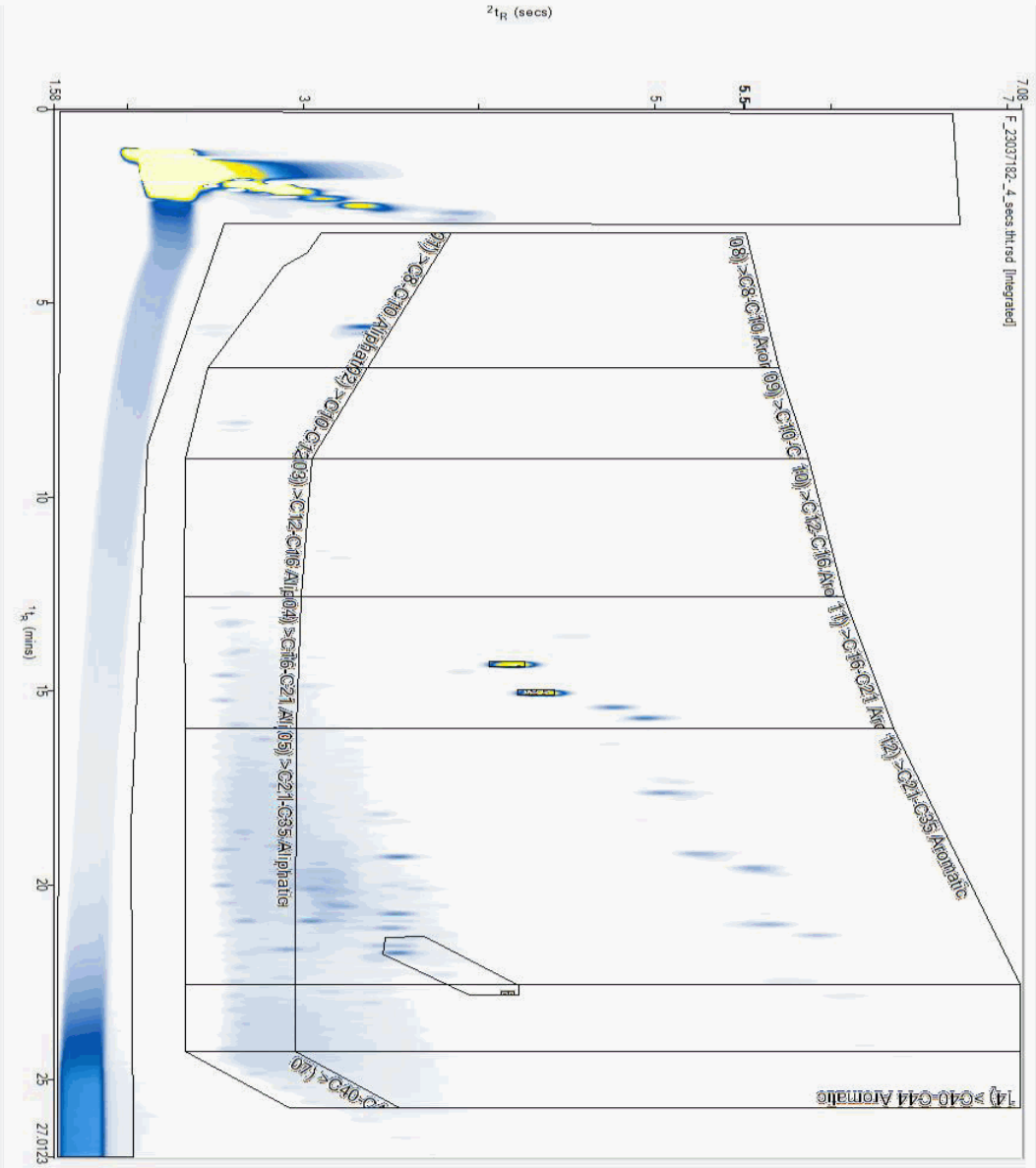

CERTIFICATE OF ANALYSIS

SDG:	201010-59	**Client Reference:**	70076442	**Report Number:**	572797
Location:	Maylands	**Order Number:**	70076442-S01	**Superseded Report:**	572043

Chromatogram

Analysis: EPH CWG GC (S) **Sample No :** 23037218 **Sample ID :** SP28 1 **Depth :** 0.10 - 0.20

```
ChromSpace LIMS export
Current batch
Sample Identity:  F_23037218-_4_secs.tht
Date Acquired  :  18/10/20 09:31:46
Units          :  ppm
Dilution       :  0
CF             :
Multiplier     :
```

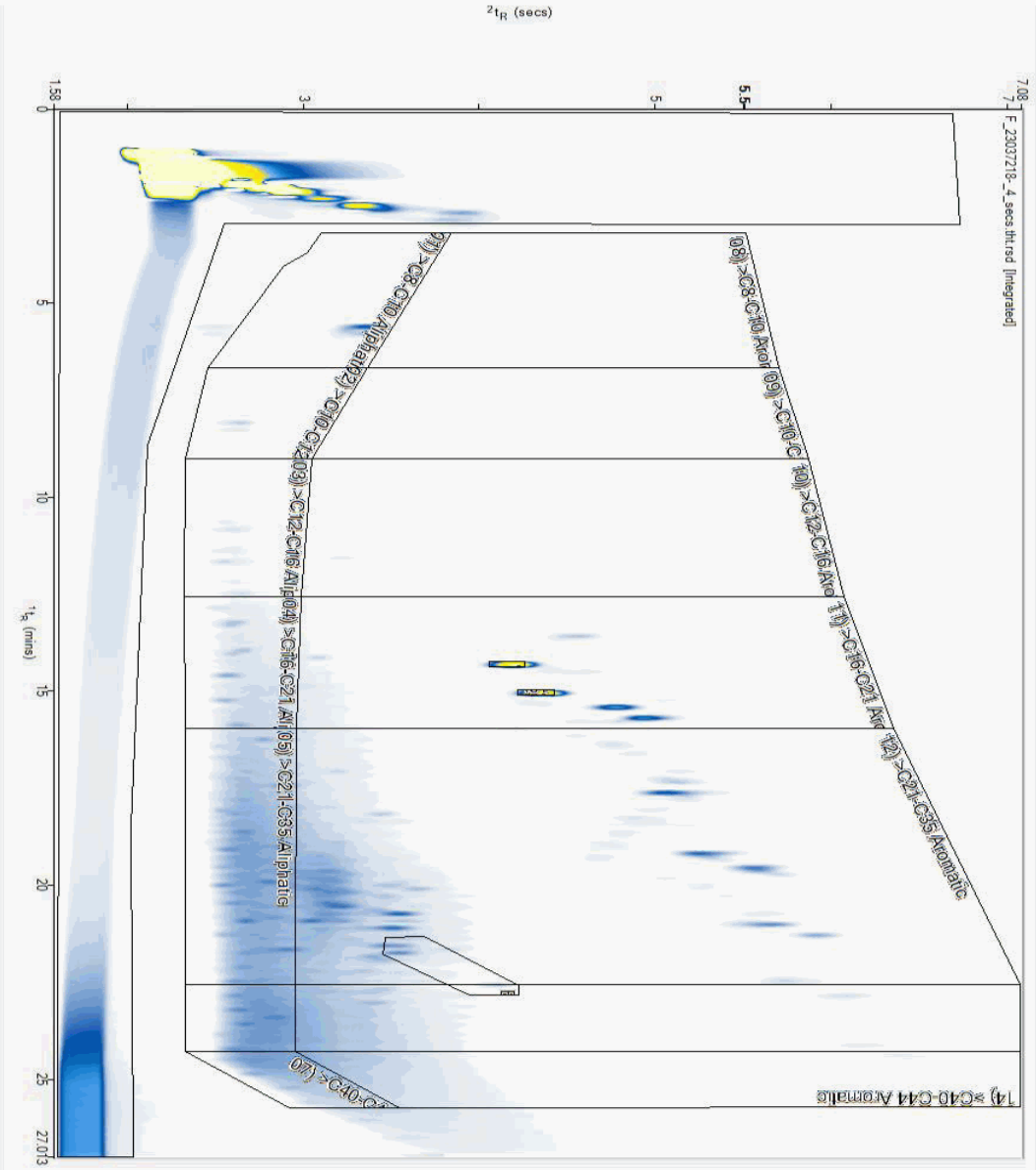

CERTIFICATE OF ANALYSIS

SDG:	201010-59	**Client Reference:**	70076442	**Report Number:**	572797
Location:	Maylands	**Order Number:**	70076442-S01	**Superseded Report:**	572043

Chromatogram

Analysis: EPH CWG GC (S) **Sample No :** 23037314 **Sample ID :** SPA 3 **Depth :** 0.10 - 0.20

```
ChromSpace LIMS export
Current batch
Sample Identity:  F_23037314-_4_secs.tht
Date Acquired  :  18/10/20 04:03:00
Units          :  ppm
Dilution       :  0
CF             :
Multiplier     :
```



Validated

CERTIFICATE OF ANALYSIS

SDG:	201010-59	**Client Reference:**	70076442	**Report Number:**	572797
Location:	Maylands	**Order Number:**	70076442-S01	**Superseded Report:**	572043

Chromatogram

Analysis: GRO by GC-FID (S)

Sample No : 23024733
Sample ID : SP28 2

Depth : 0.10 - 0.20



Validated

CERTIFICATE OF ANALYSIS

SDG:	201010-59	**Client Reference:**	70076442	**Report Number:**	572797
Location:	Maylands	**Order Number:**	70076442-S01	**Superseded Report:**	572043

Chromatogram

Analysis: GRO by GC-FID (S)

Sample No : 23024737
Sample ID : SPA 3

Depth : 0.10 - 0.20



Validated

CERTIFICATE OF ANALYSIS

SDG:	201010-59	**Client Reference:**	70076442	**Report Number:**	572797
Location:	Maylands	**Order Number:**	70076442-S01	**Superseded Report:**	572043

Chromatogram

Analysis: GRO by GC-FID (S)

Sample No : 23024758
Sample ID : SP28 1

Depth : 0.10 - 0.20



Validated

CERTIFICATE OF ANALYSIS

SDG:	201010-59	**Client Reference:**	70076442	**Report Number:**	572797
Location:	Maylands	**Order Number:**	70076442-S01	**Superseded Report:**	572043

Chromatogram

Analysis: GRO by GC-FID (S)

Sample No : 23024805
Sample ID : SPA 1

Depth : 0.10 - 0.20



Validated

CERTIFICATE OF ANALYSIS

SDG:	201010-59	**Client Reference:**	70076442	**Report Number:**	572797
Location:	Maylands	**Order Number:**	70076442-S01	**Superseded Report:**	572043

Chromatogram

Analysis: GRO by GC-FID (S)

Sample No : 23040814
Sample ID : SPA 4

Depth : 0.10 - 0.20



Validated

CERTIFICATE OF ANALYSIS

SDG:	201010-59	**Client Reference:**	70076442	**Report Number:**	572797
Location:	Maylands	**Order Number:**	70076442-S01	**Superseded Report:**	572043

Chromatogram

Analysis: GRO by GC-FID (S)

Sample No : 23040831
Sample ID : SPA 2

Depth : 0.10 - 0.20



Appendix

General

1. Results are expressed on a dry weight basis (dried at 35ºC) for all soil analyses except for the following: NRA and CEN Leach tests, flash point LOI, pH, ammonium as NH4 by the BRE method, VOC TICs and SVOC TICs.

2. If sufficient sample is received a sub sample will be retained free of charge for 30 days after analysis is completed (e-mailed) for all sample types unless the sample is destroyed on testing. The prepared soil sub sample that is analysed for asbestos will be retained for a period of 6 months after the analysis date. All bulk samples will be retained for a period of 6 months after the analysis date. All samples received and not scheduled will be disposed of one month after the date of receipt unless we are instructed to the contrary. Once the initial period has expired, a storage charge will be applied for each month or part thereof until the client cancels the request for sample storage. ALS reserve the right to charge for samples received and stored but not analysed.

3. With respect to turnaround, we will always endeavour to meet client requirements wherever possible, but turnaround times cannot be absolutely guaranteed due to so many variables beyond our control.

4. We take responsibility for any test performed by sub-contractors (marked with an asterisk). We endeavour to use UKAS/MCERTS Accredited Laboratories, who either complete a quality questionnaire or are audited by ourselves. For some determinands there are no UKAS/MCERTS Accredited Laboratories, in this instance a laboratory with a known track record will be utilised.

5. If no separate volatile sample is supplied by the client, or if a headspace or sediment is present in the volatile sample, the integrity of the data may be compromised. This will be flagged up as an invalid VOC on the test schedule and the result marked as deviating on the test certificate.

6. NDP - No determination possible due to insufficient/unsuitable sample.

7. Results relate only to the items tested.

8. LoDs (Limit of Detection) for wet tests reported on a dry weight basis are not corrected for moisture content.

9. **Surrogate recoveries** - Surrogates are added to your sample to monitor recovery of the test requested. A % recovery is reported, results are not corrected for the recovery measured. Typical recoveries for organics tests are 70-130%. Recoveries in soils are affected by organic rich or clay rich matrices. Waters can be affected by remediation fluids or high amounts of sediment. Test results are only ever reported if all of the associated quality checks pass; it is assumed that all recoveries outside of the values above are due to matrix affect.

10. Stones/debris are not routinely removed. We always endeavour to take a representative sub sample from the received sample.

11. In certain circumstances the method detection limit may be elevated due to the sample being outside the calibration range. Other factors that may contribute to this include possible interferences. In both cases the sample would be diluted which would cause the method detection limit to be raised.

12. Mercury results quoted on soils will not include volatile mercury as the analysis is performed on a dried and crushed sample.

13. For leachate preparations other than Zero Headspace Extraction (ZHE) volatile loss may occur.

14. For the BSEN 12457-3 two batch process to allow the cumulative release to be calculated, the volume of the leachate produced is measured and filtered for all tests. We therefore cannot carry out any unfiltered analysis. The tests affected include volatiles GCFID/GCMS and all subcontracted analysis.

15. Analysis and identification of specific compounds using GCFID is by retention time only, and we routinely calibrate and quantify for benzene, toluene, ethylbenzenes and xylenes (BTEX). For total volatiles in the C5-C12 range, the total area of the chromatogram is integrated and expressed as ug/kg or ug/l. Although this analysis is commonly used for the quantification of gasoline range organics (GRO), the system will also detect other compounds such as chlorinated solvents, and this may lead to a falsely high result with respect to hydrocarbons only. It is not possible to specifically identify these non-hydrocarbons, as standards are not routinely run for any other compounds, and for more definitive identification, volatiles by GCMS should be utilised.

16. We are accredited to MCERTS for sand, clay and loam/topsoil, or any of these materials - whether these are derived from naturally occurring soil profiles, or from fill/made ground, as long as these materials constitute the major part of the sample. Other coarse granular material such as concrete, gravel and brick are not accredited if they comprise the major part of the sample.

17. **Tentatively Identified Compounds (TICs)** are non-target peaks in VOC and SVOC analysis. All non-target peaks detected with a concentration above the LoD are subjected to a mass spectral library search. Non-target peaks with a library search confidence of >75% are reported based on the best mass spectral library match. When a non-target peak with a library search confidence of <75% is detected it is reported as "mixed hydrocarbons". Non-target compounds identified from the scan data are semi-quantified relative to one of the deuterated internal standards, under the same chromatographic conditions as the target compounds. This result is reported as a semi-quantitative value and reported as Tentatively Identified Compounds (TICs). TICs are outside the scope of UKAS accreditation and are not moisture corrected.

18. **Sample Deviations**

If a sample is classed as deviated then the associated results may be compromised.

1	**Container with Headspace provided for volatiles analysis**
2	**Incorrect container received**
3	**Deviation from method**
4	**Matrix interference**
♦	**Sample holding time exceeded in laboratory**
@	**Sample holding time exceeded due to late arrival of instructions or samples**
§	**Sampled on date not provided**

19. **Asbestos**

When requested, the individual sub sample scheduled will be analysed in house for the presence of asbestos fibres and asbestos containing material by our documented in house method TM048 based on HSG 248 (2005), which is accredited to ISO17025. If a specific asbestos fibre type is not found this will be reported as "Not detected". If no asbestos fibre types are found all will be reported as "Not detected" and the sub sample analysed deemed to be clear of asbestos. If an asbestos fibre type is found it will be reported as detected (for each fibre type found). Testing can be carried out on asbestos positive samples, but, due to Health and Safety considerations, may be replaced by alternative tests or reported as No Determination Possible (NDP). The quantity of asbestos present is not determined unless specifically requested.

Identification of Asbestos in Bulk Materials & Soils

The results for identification of asbestos in bulk materials are obtained from supplied bulk materials which have been examined to determine the presence of asbestos fibres using ALS (Hawarden) in-house method of transmitted/polarised light microscopy and central stop dispersion staining, based on HSG 248 (2005).

The results for identification of asbestos in soils are obtained from a homogenised sub sample which has been examined to determine the presence of asbestos fibres using ALS (Hawarden) in-house method of transmitted/polarised light microscopy and central stop dispersion staining, based on HSG 248 (2005).

Asbestos Type	Common Name
Chrysotile	White Asbestos
Amosite	Brown Asbestos
Crocidolite	Blue Asbestos
Fibrous Actinolite	-
Fibrous Anthophyllite	-
Fibrous Tremolite	-

Visual Estimation Of Fibre Content

Estimation of fibre content is not permitted as part of our UKAS accredited test other than: - Trace - Where only one or two asbestos fibres were identified.

Respirable Fibres

Respirable fibres are defined as fibres of <3 µm diameter, longer than 5 µm and with aspect ratios of at least 3:1 that can be inhaled into the lower regions of the lung and are generally acknowledged to be most important predictor of hazard and risk for cancers of the lung.
Standing Committee of Analysts, *The Quantification of Asbestos in Soil (2017).*

Further guidance on typical asbestos fibre content of manufactured products can be found in HSG 264.

The identification of asbestos containing materials and soils falls within our schedule of tests for which we hold UKAS accreditation, however opinions, interpretations and all other information contained in the report are outside the scope of UKAS accreditation.

Unit 7-8 Hawarden Business Park
Manor Road (off Manor Lane)
Hawarden
Deeside
CH5 3US
Tel: (01244) 528700
Fax: (01244) 528701
email: hawardencustomerservices@alsglobal.com
Website: www.alsenvironmental.co.uk

WSP PB LBH
WSP PB
4th Floor
6 Devonshire Square
London
EC2M 4YE

Attention: Zoe Norris

CERTIFICATE OF ANALYSIS

Date of report Generation:	30 October 2019
Customer:	WSP PB LBH
Sample Delivery Group (SDG):	191004-110
Your Reference:	70053735
Location:	Maylands
Report No:	527697

This report has been revised and directly supersedes 527629 in its entirety.

We received 64 samples on Friday October 04, 2019 and 63 of these samples were scheduled for analysis which was completed on Monday October 21, 2019. Accredited laboratory tests are defined within the report, but opinions, interpretations and on-site data expressed herein are outside the scope of ISO 17025 accreditation.

Should this report require incorporation into client reports, it must be used in its entirety and not simply with the data sections alone.

Chemical testing (unless subcontracted) performed at ALS Environmental Hawarden (Method codes TM) or ALS Environmental Aberdeen (Method codes S).

All sample data is provided by the customer. The reported results relate to the sample supplied, and on the basis that this data is correct.
Incorrect sampling dates and/or sample information will affect the validity of results.
The customer is not permitted to reproduce this report except in full without the approval of the laboratory.

Approved By:

Sonia McWhan

Operations Manager

Received Sample Overview

Lab Sample No(s)	Customer Sample Ref.	AGS Ref.	Depth (m)	Sampled Date
20875313	NO ID			
20874818	SP1	ES	0.10 - 0.30	01/10/2019
20874896	SP2	ES	0.10 - 0.30	01/10/2019
20874963	SP3	ES	0.30 - 0.50	01/10/2019
20875076	SP4	ES	0.00 - 0.20	01/10/2019
20875155	SP5	ES	0.30 - 0.50	01/10/2019
20874872	SP6	ES	0.50 - 0.70	01/10/2019
20875239	SP7	ES	0.30 - 0.50	01/10/2019
20875272	SP8	ES	0.50 - 0.70	01/10/2019
20874911	SP11	ES	0.20 - 0.40	01/10/2019
20874913	SP12	ES	0.60 - 0.90	01/10/2019
20874876	SP13	ES	0.30 - 0.50	01/10/2019
20874879	SP14	ES	0.20 - 0.40	01/10/2019
20874886	SP15	ES	0.10 - 0.30	01/10/2019
20874892	SP16	ES	0.50 - 0.70	01/10/2019
20874894	SP17	ES	0.10 - 0.30	01/10/2019
20874906	SP18	ES	0.30 - 0.50	01/10/2019
20874918	SP20	ES	0.30 - 0.50	01/10/2019
20874924	SP24	ES	0.40 - 0.80	01/10/2019
20874932	SP25	ES	0.20 - 0.40	01/10/2019
20875095	SP26	ES	0.10 - 0.30	02/10/2019
20874916	SP27	ES	0.20 - 0.40	01/10/2019
20875281	SP9A	ES	0.30 - 0.50	01/10/2019
20875268	SP15A	ES	0.00 - 0.20	01/10/2019
20874953	SP21A	ES	0.80 - 1.00	01/10/2019
20875101	SP22A	ES	0.20 - 0.40	02/10/2019
20874939	SP23A	ES	0.50 - 0.70	01/10/2019
20875297	SP9B	ES	0.70 - 1.00	01/10/2019
20874976	SP21B	ES	0.50 - 0.70	01/10/2019
20875109	SP22B	ES	0.40 - 0.60	02/10/2019
20874945	SP23B	ES	0.70 - 1.00	01/10/2019
20874835	SP9C	ES	0.80 - 1.00	01/10/2019
20874988	SP21C	ES	0.30 - 0.50	01/10/2019
20875115	SP22C	ES	0.60 - 0.80	02/10/2019
20874845	SP9D	ES	0.90 - 1.10	01/10/2019
20875123	SP22D	ES	0.80 - 1.00	04/10/2019
20874856	SP9E	ES	0.50 - 0.70	01/10/2019
20874998	SP21E	ES	0.30 - 0.50	01/10/2019
20875129	SP22E	ES	0.20 - 0.40	02/10/2019
20874863	SP9F	ES	0.80 - 1.00	01/10/2019
20875007	SP21F	ES	0.40 - 0.60	01/10/2019
20875137	SP22F	ES	0.50 - 0.70	02/10/2019
20875017	SP21G	ES	0.20 - 0.40	01/10/2019
20875142	SP22G	ES	0.30 - 0.50	02/10/2019
20875025	SP21H	ES	0.30 - 0.50	01/10/2019
20875147	SP22H	ES	0.50 - 0.80	02/10/2019
20875037	SP21I	ES	0.50 - 0.70	01/10/2019
20875158	SP22I	ES	0.80 - 1.10	02/10/2019
20875045	SP21J	ES	0.50 - 0.70	01/10/2019
20875167	SP22J	ES	0.20 - 0.40	02/10/2019

Validated

CERTIFICATE OF ANALYSIS

SDG:	191004-110	**Client Reference:**	70053735	**Report Number:**	527697
Location:	Maylands	**Order Number:**	70053735-S01	**Superseded Report:**	527629

Lab Sample No(s)	Customer Sample Ref.	AGS Ref.	Depth (m)	Sampled Date
20875053	SP21K	ES	0.80 - 1.00	01/10/2019
20875180	SP22K	ES	0.10 - 0.30	02/10/2019
20875064	SP21L	ES	0.70 - 0.90	01/10/2019
20875185	SP22L	ES	0.30 - 0.50	02/10/2019
20875083	SP21M	ES	0.20 - 0.40	01/10/2019
20875192	SP22M	ES	0.50 - 0.80	02/10/2019
20875202	SP22N	ES	0.70 - 0.90	02/10/2019
20875208	SP22O	ES	0.30 - 0.50	02/10/2019
20875213	SP22P	ES	0.80 - 1.00	02/10/2019
20875218	SP22Q	ES	0.70 - 0.90	02/10/2019
20875231	SP22R	ES	1.00 - 1.20	02/10/2019
20875246	SP22S	ES	0.90 - 1.10	02/10/2019
20875251	SP22T	ES	0.00 - 0.30	02/10/2019
20875256	SP22U	ES	0.50 - 0.80	02/10/2019

Maximum Sample/Coolbox Temperature (°C) : 12.6

ISO5667-3 Water quality - Sampling - Part3 -
During Transportation samples shall be stored in a cooling device capable of maintaining a temperature of (5±3)°C.

ALS have data which show that a cool box with 4 frozen icepacks is capable of maintaining pre-chilled samples at a temperature of (5±3)°C for a period of up to 24hrs.

Only received samples which have had analysis scheduled will be shown on the following pages.

Validated

CERTIFICATE OF ANALYSIS

SDG:	191004-110	**Client Reference:**	70053735	**Report Number:**	527697
Location:	Maylands	**Order Number:**	70053735-S01	**Superseded Report:**	527629

Results Legend

X Test

N No Determination Possible

Sample Types -
S - Soil/Solid
UNS - Unspecified Solid
GW - Ground Water
SW - Surface Water
LE - Land Leachate
PL - Prepared Leachate
PR - Process Water
SA - Saline Water
TE - Trade Effluent
TS - Treated Sewage
US - Untreated Sewage
RE - Recreational Water
DW - Drinking Water Non-regulatory
UNL - Unspecified Liquid
SL - Sludge
G - Gas
OTH - Other

Lab Sample No(s)	20874818			20874896			20874963			20875076				20875155	20874872	20875239				20875272	
Customer Sample Reference	SP1			SP2			SP3			SP4				SP5	SP6	SP7				SP8	
AGS Reference	ES			ES			ES			ES				ES	ES	ES				ES	
Depth (m)	0.10 - 0.30			0.10 - 0.30			0.30 - 0.50			0.00 - 0.20				0.30 - 0.50	0.50 - 0.70	0.30 - 0.50				0.50 - 0.70	
Container	1kg TUB	250g Amber Jar (ALE210)	60g VOC (ALE215)	1kg TUB	250g Amber Jar (ALE210)	60g VOC (ALE215)	1kg TUB	250g Amber Jar (ALE210)	60g VOC (ALE215)	15ml plastic tube	1kg TUB	250g Amber Jar (ALE210)	60g VOC (ALE215)	1kg TUB	1kg TUB	1kg TUB	250g Amber Jar (ALE210)	60g VOC (ALE215)	1kg TUB	250g Amber Jar (ALE210)	
Sample Type	S	S	S	S	S	S	S	S	S	S	S	S	S	S	S	S	S	S	S	S	
ANC at pH4 and ANC at pH 6 — All — NDPs: 0 Tests: 5												X									
Anions by Kone (soil) — All — NDPs: 0 Tests: 20																					
Anions by Kone (w) — All — NDPs: 0 Tests: 5										X											
Asbestos ID in Solid Samples — All — NDPs: 0 Tests: 58	X			X			X				X			X	X	X			X		
Asbestos Quantification - Full — All — NDPs: 0 Tests: 7				X											X						
Boron Water Soluble — All — NDPs: 0 Tests: 49		X			X			X				X					X			X	
CEN Readings — All — NDPs: 0 Tests: 5										X											
Coronene — All — NDPs: 0 Tests: 5												X									
Cyanide Comp/Free/Total/Thiocyanate — All — NDPs: 0 Tests: 20																					
Dissolved Metals by ICP-MS — All — NDPs: 0 Tests: 5										X											
Dissolved Organic/Inorganic Carbon — All — NDPs: 0 Tests: 5										X											
EPH CWG (Aliphatic) GC (S) — All — NDPs: 0 Tests: 49		X			X			X				X					X			X	
EPH CWG (Aromatic) GC (S) — All — NDPs: 0 Tests: 49		X			X			X				X					X			X	
Fluoride — All — NDPs: 0 Tests: 5										X											
GRO by GC-FID (S) — All — NDPs: 0 Tests: 49			X			X			X				X					X			

20875281	SP9A	ES	0.30 - 0.50	250g Amber Jar (ALE210)	S																				
				1kg TUB	S																				
20874916	SP27	ES	0.20 - 0.40	1kg TUB	S																				
20875095	SP26	ES	0.10 - 0.30	60g VOC (ALE215)	S																				
				250g Amber Jar (ALE210)	S																				
				1kg TUB	S																				
20874932	SP25	ES	0.20 - 0.40	250g Amber Jar (ALE210)	S																				
20874924	SP24	ES	0.40 - 0.80	250g Amber Jar (ALE210)	S																				
20874918	SP20	ES	0.30 - 0.50	60g VOC (ALE215)	S																				
				250g Amber Jar (ALE210)	S																				
				1kg TUB	S																				
20874906	SP18	ES	0.30 - 0.50	1kg TUB	S																				
20874894	SP17	ES	0.10 - 0.30	1kg TUB	S																				
20874892	SP16	ES	0.50 - 0.70	1kg TUB	S																				
20874886	SP15	ES	0.10 - 0.30	250g Amber Jar (ALE210)	S																				
20874879	SP14	ES	0.20 - 0.40	250g Amber Jar (ALE210)	S																				
20874876	SP13	ES	0.30 - 0.50	1kg TUB	S																				
20874913	SP12	ES	0.60 - 0.90	1kg TUB	S																				
20874911	SP11	ES	0.20 - 0.40	1kg TUB	S																				
20875272	SP8	ES	0.50 - 0.70	60g VOC (ALE215)	S																				

Validated

CERTIFICATE OF ANALYSIS

SDG:	191004-110	**Client Reference:**	70053735	**Report Number:**	527697
Location:	Maylands	**Order Number:**	70053735-S01	**Superseded Report:**	527629

Results Legend

X Test

N No Determination Possible

Sample Types -
S - Soil/Solid
UNS - Unspecified Solid
GW - Ground Water
SW - Surface Water
LE - Land Leachate
PL - Prepared Leachate
PR - Process Water
SA - Saline Water
TE - Trade Effluent
TS - Treated Sewage
US - Untreated Sewage
RE - Recreational Water
DW - Drinking Water Non-regulatory
UNL - Unspecified Liquid
SL - Sludge
G - Gas
OTH - Other

Lab Sample No(s)			20874818			20874896			20874963			20875076			20875155	20874872		20875239			20875272
Customer Sample Reference			SP1			SP2			SP3			SP4			SP5	SP6		SP7			SP8
AGS Reference			ES			ES			ES			ES			ES	ES		ES			ES
Depth (m)			0.10 - 0.30			0.10 - 0.30			0.30 - 0.50			0.00 - 0.20			0.30 - 0.50	0.50 - 0.70		0.30 - 0.50			0.50 - 0.70
Container			1kg TUB	250g Amber Jar (ALE210)	60g VOC (ALE215)	1kg TUB	250g Amber Jar (ALE210)	60g VOC (ALE215)	1kg TUB	250g Amber Jar (ALE210)	60g VOC (ALE215)	15ml plastic tube	1kg TUB	250g Amber Jar (ALE210)	60g VOC (ALE215)	1kg TUB	1kg TUB	1kg TUB	250g Amber Jar (ALE210)	60g VOC (ALE215)	1kg TUB	250g Amber Jar (ALE210)
Sample Type			S	S	S	S	S	S	S	S	S	S	S	S	S	S	S	S	S	S	S	S
Hexavalent Chromium (s)	All	NDPs: 0 Tests: 49		X			X			X				X					X			X
Loss on Ignition in soils	All	NDPs: 0 Tests: 5												X								
Mercury Dissolved	All	NDPs: 0 Tests: 5										X										
Metals in solid samples by OES	All	NDPs: 0 Tests: 49		X			X			X				X					X			X
Mineral Oil	All	NDPs: 0 Tests: 5												X								
PAH 16 & 17 Calc	All	NDPs: 0 Tests: 5												X								
PAH by GCMS	All	NDPs: 0 Tests: 53		X			X			X				X					X			X
PCBs by GCMS	All	NDPs: 0 Tests: 24												X								
pH	All	NDPs: 0 Tests: 53		X			X			X				X					X			X
Phenols by HPLC (W)	All	NDPs: 0 Tests: 5										X										
Sample description	All	NDPs: 0 Tests: 52		X			X			X				X					X			X
Semi Volatile Organic Compounds	All	NDPs: 0 Tests: 20																				
Total Dissolved Solids	All	NDPs: 0 Tests: 5										X										
Total Organic Carbon	All	NDPs: 0 Tests: 24												X								
TPH CWG GC (S)	All	NDPs: 0 Tests: 49		X			X			X				X					X			X

20875281	SP9A	ES	0.30 - 0.50	250g Amber Jar (ALE210)	S			X															
				1kg TUB	S																		
20874916	SP27	ES	0.20 - 0.40	1kg TUB	S																		
20875095	SP26	ES	0.10 - 0.30	60g VOC (ALE215)	S																		
				250g Amber Jar (ALE210)	S			X															
				1kg TUB	S																		
20874932	SP25	ES	0.20 - 0.40	250g Amber Jar (ALE210)	S																		
20874924	SP24	ES	0.40 - 0.80	250g Amber Jar (ALE210)	S																		
20874918	SP20	ES	0.30 - 0.50	60g VOC (ALE215)	S																		
				250g Amber Jar (ALE210)	S			X															
				1kg TUB	S																		
20874906	SP18	ES	0.30 - 0.50	1kg TUB	S																		
20874894	SP17	ES	0.10 - 0.30	1kg TUB	S																		
20874892	SP16	ES	0.50 - 0.70	1kg TUB	S																		
20874886	SP15	ES	0.10 - 0.30	250g Amber Jar (ALE210)	S																		
20874879	SP14	ES	0.20 - 0.40	250g Amber Jar (ALE210)	S			X															
20874876	SP13	ES	0.30 - 0.50	1kg TUB	S																		
20874913	SP12	ES	0.60 - 0.90	1kg TUB	S																		
20874911	SP11	ES	0.20 - 0.40	1kg TUB	S																		
20875272	SP8	ES	0.50 - 0.70	60g VOC (ALE215)	S																		

Validated

CERTIFICATE OF ANALYSIS

SDG:	191004-110	**Client Reference:**	70053735	**Report Number:**	527697
Location:	Maylands	**Order Number:**	70053735-S01	**Superseded Report:**	527629

Results Legend

X Test

N No Determination Possible

Sample Types -
S - Soil/Solid
UNS - Unspecified Solid
GW - Ground Water
SW - Surface Water
LE - Land Leachate
PL - Prepared Leachate
PR - Process Water
SA - Saline Water
TE - Trade Effluent
TS - Treated Sewage
US - Untreated Sewage
RE - Recreational Water
DW - Drinking Water Non-regulatory
UNL - Unspecified Liquid
SL - Sludge
G - Gas
OTH - Other

Lab Sample No(s)	20874818			20874896			20874963			20875076				20875155	20874872	20875239				20875272	
Customer Sample Reference	SP1			SP2			SP3			SP4				SP5	SP6	SP7				SP8	
AGS Reference	ES			ES			ES			ES				ES	ES	ES				ES	
Depth (m)	0.10 - 0.30			0.10 - 0.30			0.30 - 0.50			0.00 - 0.20				0.30 - 0.50	0.50 - 0.70	0.30 - 0.50				0.50 - 0.70	
Container	1kg TUB	250g Amber Jar (ALE210)	60g VOC (ALE215)	1kg TUB	250g Amber Jar (ALE210)	60g VOC (ALE215)	1kg TUB	250g Amber Jar (ALE210)	60g VOC (ALE215)	15ml plastic tube	1kg TUB	250g Amber Jar (ALE210)	60g VOC (ALE215)	1kg TUB	1kg TUB	1kg TUB	250g Amber Jar (ALE210)	60g VOC (ALE215)	1kg TUB	250g Amber Jar (ALE210)
Sample Type	S	S	S	S	S	S	S	S	S	S	S	S	S	S	S	S	S	S	S	S	S
VOC MS (S) — All — NDPs: 0, Tests: 52			X			X			X			X	X					X		

20875281	SP9A	ES	0.30 - 0.50	250g Amber Jar (ALE210)	S		
				1kg TUB	S		
20874916	SP27	ES	0.20 - 0.40	1kg TUB	S		
20875095	SP26	ES	0.10 - 0.30	60g VOC (ALE215)	S		X
				250g Amber Jar (ALE210)	S		
				1kg TUB	S		
20874932	SP25	ES	0.20 - 0.40	250g Amber Jar (ALE210)	S		
20874924	SP24	ES	0.40 - 0.80	250g Amber Jar (ALE210)	S		
20874918	SP20	ES	0.30 - 0.50	60g VOC (ALE215)	S		X
				250g Amber Jar (ALE210)	S		
				1kg TUB	S		
20874906	SP18	ES	0.30 - 0.50	1kg TUB	S		
20874894	SP17	ES	0.10 - 0.30	1kg TUB	S		
20874892	SP16	ES	0.50 - 0.70	1kg TUB	S		
20874886	SP15	ES	0.10 - 0.30	250g Amber Jar (ALE210)	S		
20874879	SP14	ES	0.20 - 0.40	250g Amber Jar (ALE210)	S		
20874876	SP13	ES	0.30 - 0.50	1kg TUB	S		
20874913	SP12	ES	0.60 - 0.90	1kg TUB	S		
20874911	SP11	ES	0.20 - 0.40	1kg TUB	S		
20875272	SP8	ES	0.50 - 0.70	60g VOC (ALE215)	S		X

Validated

CERTIFICATE OF ANALYSIS

SDG:	191004-110	**Client Reference:**	70053735	**Report Number:**	527697
Location:	Maylands	**Order Number:**	70053735-S01	**Superseded Report:**	527629

Results Legend

X Test

N No Determination Possible

Sample Types -
S - Soil/Solid
UNS - Unspecified Solid
GW - Ground Water
SW - Surface Water
LE - Land Leachate
PL - Prepared Leachate
PR - Process Water
SA - Saline Water
TE - Trade Effluent
TS - Treated Sewage
US - Untreated Sewage
RE - Recreational Water
DW - Drinking Water Non-regulatory
UNL - Unspecified Liquid
SL - Sludge
G - Gas
OTH - Other

Lab Sample No(s)			20875281	20874953			20875101			20874939			20875297			20874976			20875109			20874945
Customer Sample Reference			SP9A	SP21A			SP22A			SP23A			SP9B			SP21B			SP22B			SP23B
AGS Reference			ES	ES			ES			ES			ES			ES			ES			ES
Depth (m)			0.30 - 0.50	0.80 - 1.00			0.20 - 0.40			0.50 - 0.70			0.70 - 1.00			0.50 - 0.70			0.40 - 0.60			0.70 - 1.00
Container			60g VOC (ALE215)	1kg TUB	250g Amber Jar (ALE210)	60g VOC (ALE215)	1kg TUB	250g Amber Jar (ALE210)	60g VOC (ALE215)	1kg TUB	250g Amber Jar (ALE210)	60g VOC (ALE215)	1kg TUB	250g Amber Jar (ALE210)	60g VOC (ALE215)	1kg TUB	250g Amber Jar (ALE210)	60g VOC (ALE215)	1kg TUB	250g Amber Jar (ALE210)	60g VOC (ALE215)	1kg TUB
Sample Type			S	S	S	S	S	S	S	S	S	S	S	S	S	S	S	S	S	S	S	S
ANC at pH4 and ANC at pH 6	All	NDPs: 0 Tests: 5									X			X			X					
Anions by Kone (soil)	All	NDPs: 0 Tests: 20			X			X														
Anions by Kone (w)	All	NDPs: 0 Tests: 5								X			X			X						
Asbestos ID in Solid Samples	All	NDPs: 0 Tests: 58		X			X			X			X			X			X			X
Asbestos Quantification - Full	All	NDPs: 0 Tests: 7																				
Boron Water Soluble	All	NDPs: 0 Tests: 49			X			X			X			X			X			X		
CEN Readings	All	NDPs: 0 Tests: 5								X			X			X						
Coronene	All	NDPs: 0 Tests: 5									X			X			X					
Cyanide Comp/Free/Total/Thiocyanate	All	NDPs: 0 Tests: 20			X			X														
Dissolved Metals by ICP-MS	All	NDPs: 0 Tests: 5								X			X			X						
Dissolved Organic/Inorganic Carbon	All	NDPs: 0 Tests: 5								X			X			X						
EPH CWG (Aliphatic) GC (S)	All	NDPs: 0 Tests: 49			X			X			X			X			X			X		
EPH CWG (Aromatic) GC (S)	All	NDPs: 0 Tests: 49			X			X			X			X			X			X		
Fluoride	All	NDPs: 0 Tests: 5								X			X			X						
GRO by GC-FID (S)	All	NDPs: 0 Tests: 49	X			X			X			X			X			X			X	

20874856	SP9E	ES	0.50 - 0.70	60g VOC (ALE215)	S																X
				250g Amber Jar (ALE210)	S		X				X			X				X	X		
				1kg TUB	S				X												
20875123	SP22D	ES	0.80 - 1.00	60g VOC (ALE215)	S																X
				250g Amber Jar (ALE210)	S		X				X			X				X	X		
				1kg TUB	S				X	X											
20874845	SP9D	ES	0.90 - 1.10	60g VOC (ALE215)	S																X
				250g Amber Jar (ALE210)	S						X							X	X		
				1kg TUB	S				X												
20875115	SP22C	ES	0.60 - 0.80	60g VOC (ALE215)	S																X
				250g Amber Jar (ALE210)	S	X	X				X		X	X				X	X		
				1kg TUB	S			X	X	X		X			X	X				X	
20874988	SP21C	ES	0.30 - 0.50	60g VOC (ALE215)	S																X
				250g Amber Jar (ALE210)	S		X				X			X				X	X		
				1kg TUB	S				X												
20874835	SP9C	ES	0.80 - 1.00	60g VOC (ALE215)	S																X
				250g Amber Jar (ALE210)	S		X				X			X				X	X		
				1kg TUB	S				X	X											
20874945	SP23B	ES	0.70 - 1.00	60g VOC (ALE215)	S																X
				250g Amber Jar (ALE210)	S		X				X			X				X	X		

Validated

CERTIFICATE OF ANALYSIS

SDG:	191004-110	**Client Reference:**	70053735	**Report Number:**	527697
Location:	Maylands	**Order Number:**	70053735-S01	**Superseded Report:**	527629

Results Legend

X Test

N No Determination Possible

Sample Types -
S - Soil/Solid
UNS - Unspecified Solid
GW - Ground Water
SW - Surface Water
LE - Land Leachate
PL - Prepared Leachate
PR - Process Water
SA - Saline Water
TE - Trade Effluent
TS - Treated Sewage
US - Untreated Sewage
RE - Recreational Water
DW - Drinking Water Non-regulatory
UNL - Unspecified Liquid
SL - Sludge
G - Gas
OTH - Other

Lab Sample No(s)			20875281	20874953			20875101			20874939			20875297			20874976			20875109			20874945
Customer Sample Reference			SP9A	SP21A			SP22A			SP23A			SP9B			SP21B			SP22B			SP23B
AGS Reference			ES	ES			ES			ES			ES			ES			ES			ES
Depth (m)			0.30 - 0.50	0.80 - 1.00			0.20 - 0.40			0.50 - 0.70			0.70 - 1.00			0.50 - 0.70			0.40 - 0.60			0.70 - 1.00
Container			60g VOC (ALE215)	1kg TUB	250g Amber Jar (ALE210)	60g VOC (ALE215)	1kg TUB	250g Amber Jar (ALE210)	60g VOC (ALE215)	1kg TUB	250g Amber Jar (ALE210)	60g VOC (ALE215)	1kg TUB	250g Amber Jar (ALE210)	60g VOC (ALE215)	1kg TUB	250g Amber Jar (ALE210)	60g VOC (ALE215)	1kg TUB	250g Amber Jar (ALE210)	60g VOC (ALE215)	1kg TUB
Sample Type			S	S	S	S	S	S	S	S	S	S	S	S	S	S	S	S	S	S	S	S
Hexavalent Chromium (s)	All	NDPs: 0 Tests: 49			X			X			X			X			X			X		
Loss on Ignition in soils	All	NDPs: 0 Tests: 5									X			X			X					
Mercury Dissolved	All	NDPs: 0 Tests: 5								X			X			X						
Metals in solid samples by OES	All	NDPs: 0 Tests: 49			X			X			X			X			X			X		
Mineral Oil	All	NDPs: 0 Tests: 5									X			X			X					
PAH 16 & 17 Calc	All	NDPs: 0 Tests: 5									X			X			X					
PAH by GCMS	All	NDPs: 0 Tests: 53			X			X			X			X			X			X		
PCBs by GCMS	All	NDPs: 0 Tests: 24			X			X			X			X			X					
pH	All	NDPs: 0 Tests: 53			X			X			X			X			X			X		
Phenols by HPLC (W)	All	NDPs: 0 Tests: 5								X			X			X						
Sample description	All	NDPs: 0 Tests: 52			X			X			X			X			X			X		
Semi Volatile Organic Compounds	All	NDPs: 0 Tests: 20			X			X														
Total Dissolved Solids	All	NDPs: 0 Tests: 5								X			X			X						
Total Organic Carbon	All	NDPs: 0 Tests: 24			X			X			X			X			X					
TPH CWG GC (S)	All	NDPs: 0 Tests: 49			X			X			X			X			X			X		

20874856	SP9E	ES	0.50 - 0.70	60g VOC (ALE215)	S																
				250g Amber Jar (ALE210)	S	X			X			X	X	X		X	X		X		X
				1kg TUB	S																
20875123	SP22D	ES	0.80 - 1.00	60g VOC (ALE215)	S																
				250g Amber Jar (ALE210)	S	X			X			X	X	X		X	X		X		X
				1kg TUB	S																
20874845	SP9D	ES	0.90 - 1.10	60g VOC (ALE215)	S																
				250g Amber Jar (ALE210)	S	X			X			X		X		X					X
				1kg TUB	S																
20875115	SP22C	ES	0.60 - 0.80	60g VOC (ALE215)	S																
				250g Amber Jar (ALE210)	S	X	X		X	X	X	X	X	X		X	X		X		X
				1kg TUB	S			X							X			X			
20874988	SP21C	ES	0.30 - 0.50	60g VOC (ALE215)	S																
				250g Amber Jar (ALE210)	S	X			X			X	X	X		X	X		X		X
				1kg TUB	S																
20874835	SP9C	ES	0.80 - 1.00	60g VOC (ALE215)	S																
				250g Amber Jar (ALE210)	S	X			X			X	X	X		X	X		X		X
				1kg TUB	S																
20874945	SP23B	ES	0.70 - 1.00	60g VOC (ALE215)	S																
				250g Amber Jar (ALE210)	S	X			X			X	X	X		X	X		X		X

Validated

CERTIFICATE OF ANALYSIS

SDG:	191004-110	**Client Reference:**	70053735	**Report Number:**	527697
Location:	Maylands	**Order Number:**	70053735-S01	**Superseded Report:**	527629

Results Legend

X Test

N No Determination Possible

Sample Types -
S - Soil/Solid
UNS - Unspecified Solid
GW - Ground Water
SW - Surface Water
LE - Land Leachate
PL - Prepared Leachate
PR - Process Water
SA - Saline Water
TE - Trade Effluent
TS - Treated Sewage
US - Untreated Sewage
RE - Recreational Water
DW - Drinking Water Non-regulatory
UNL - Unspecified Liquid
SL - Sludge
G - Gas
OTH - Other

Lab Sample No(s)	20875281	20874953			20875101			20874939			20875297			20874976			20875109			20874945
Customer Sample Reference	SP9A	SP21A			SP22A			SP23A			SP9B			SP21B			SP22B			SP23B
AGS Reference	ES	ES			ES			ES			ES			ES			ES			ES
Depth (m)	0.30 - 0.50	0.80 - 1.00			0.20 - 0.40			0.50 - 0.70			0.70 - 1.00			0.50 - 0.70			0.40 - 0.60			0.70 - 1.00
Container	60g VOC (ALE215)	1kg TUB	250g Amber Jar (ALE210)	60g VOC (ALE215)	1kg TUB	250g Amber Jar (ALE210)	60g VOC (ALE215)	1kg TUB	250g Amber Jar (ALE210)	60g VOC (ALE215)	1kg TUB	250g Amber Jar (ALE210)	60g VOC (ALE215)	1kg TUB	250g Amber Jar (ALE210)	60g VOC (ALE215)	1kg TUB	250g Amber Jar (ALE210)	60g VOC (ALE215)	1kg TUB
Sample Type	S	S	S	S	S	S	S	S	S	S	S	S	S	S	S	S	S	S	S	S
VOC MS (S) — All — NDPs: 0, Tests: 52	X			X			X			X			X		X	X			X	

20874856	SP9E	ES	0.50 - 0.70	60g VOC (ALE215)	S		X
				250g Amber Jar (ALE210)	S		
				1kg TUB	S		
20875123	SP22D	ES	0.80 - 1.00	60g VOC (ALE215)	S		X
				250g Amber Jar (ALE210)	S		
				1kg TUB	S		
20874845	SP9D	ES	0.90 - 1.10	60g VOC (ALE215)	S		X
				250g Amber Jar (ALE210)	S		
				1kg TUB	S		
20875115	SP22C	ES	0.60 - 0.80	60g VOC (ALE215)	S		X
				250g Amber Jar (ALE210)	S		X
				1kg TUB	S		
20874988	SP21C	ES	0.30 - 0.50	60g VOC (ALE215)	S		X
				250g Amber Jar (ALE210)	S		
				1kg TUB	S		
20874835	SP9C	ES	0.80 - 1.00	60g VOC (ALE215)	S		X
				250g Amber Jar (ALE210)	S		
				1kg TUB	S		
20874945	SP23B	ES	0.70 - 1.00	60g VOC (ALE215)	S		X
				250g Amber Jar (ALE210)	S		

CERTIFICATE OF ANALYSIS

SDG:	191004-110	**Client Reference:**	70053735	**Report Number:**	527697
Location:	Maylands	**Order Number:**	70053735-S01	**Superseded Report:**	527629

Results Legend

X Test

N No Determination Possible

Sample Types -
S - Soil/Solid
UNS - Unspecified Solid
GW - Ground Water
SW - Surface Water
LE - Land Leachate
PL - Prepared Leachate
PR - Process Water
SA - Saline Water
TE - Trade Effluent
TS - Treated Sewage
US - Untreated Sewage
RE - Recreational Water
DW - Drinking Water Non-regulatory
UNL - Unspecified Liquid
SL - Sludge
G - Gas
OTH - Other

Lab Sample No(s)			20874998			20875129			20874863			20875007			20875137			20875017			20875142	
Customer Sample Reference			SP21E			SP22E			SP9F			SP21F			SP22F			SP21G			SP22G	
AGS Reference			ES			ES			ES			ES			ES			ES			ES	
Depth (m)			0.30 - 0.50			0.20 - 0.40			0.80 - 1.00			0.40 - 0.60			0.50 - 0.70			0.20 - 0.40			0.30 - 0.50	
Container			1kg TUB	250g Amber Jar (ALE210)	60g VOC (ALE215)	1kg TUB	250g Amber Jar (ALE210)	60g VOC (ALE215)	1kg TUB	250g Amber Jar (ALE210)	60g VOC (ALE215)	1kg TUB	250g Amber Jar (ALE210)	60g VOC (ALE215)	1kg TUB	250g Amber Jar (ALE210)	60g VOC (ALE215)	1kg TUB	250g Amber Jar (ALE210)	60g VOC (ALE215)	1kg TUB	250g Amber Jar (ALE210)
Sample Type			S	S	S	S	S	S	S	S	S	S	S	S	S	S	S	S	S	S	S	S
Anions by Kone (soil)	All	NDPs: 0 Tests: 20											X			X			X			X
Asbestos ID in Solid Samples	All	NDPs: 0 Tests: 58	X			X			X			X			X			X			X	
Boron Water Soluble	All	NDPs: 0 Tests: 49		X			X			X			X			X			X			X
Cyanide Comp/Free/Total/Thiocyanate	All	NDPs: 0 Tests: 20											X			X			X			X
EPH CWG (Aliphatic) GC (S)	All	NDPs: 0 Tests: 49		X			X			X			X			X			X			X
EPH CWG (Aromatic) GC (S)	All	NDPs: 0 Tests: 49		X			X			X			X			X			X			X
GRO by GC-FID (S)	All	NDPs: 0 Tests: 49			X			X			X			X			X			X		
Hexavalent Chromium (s)	All	NDPs: 0 Tests: 49		X			X			X			X			X			X			X
Metals in solid samples by OES	All	NDPs: 0 Tests: 49		X			X			X			X			X			X			X
PAH by GCMS	All	NDPs: 0 Tests: 53		X			X			X			X			X			X			X
PCBs by GCMS	All	NDPs: 0 Tests: 24											X			X			X			X
pH	All	NDPs: 0 Tests: 53		X			X			X			X			X			X			X
Sample description	All	NDPs: 0 Tests: 52		X			X			X			X			X			X			X
Semi Volatile Organic Compounds	All	NDPs: 0 Tests: 20											X			X			X			X
Total Organic Carbon	All	NDPs: 0 Tests: 24											X			X			X			X

20875053	SP21K	ES	0.80 - 1.00	1kg TUB	S			X														
20875167	SP22J	ES	0.20 - 0.40	60g VOC (ALE215)	S								X									
				250g Amber Jar (ALE210)	S				X		X	X		X	X	X		X	X			
				1kg TUB	S			X														
20875045	SP21J	ES	0.50 - 0.70	60g VOC (ALE215)	S								X									
				250g Amber Jar (ALE210)	S				X		X	X		X	X	X		X	X			
				1kg TUB	S			X														
20875158	SP22I	ES	0.80 - 1.10	60g VOC (ALE215)	S								X									
				250g Amber Jar (ALE210)	S	X		X	X	X	X		X	X	X	X	X	X	X		X
				1kg TUB	S			X														
20875037	SP21I	ES	0.50 - 0.70	60g VOC (ALE215)	S								X									
				250g Amber Jar (ALE210)	S	X		X	X	X	X		X	X	X	X	X	X	X		X
				1kg TUB	S			X														
20875147	SP22H	ES	0.50 - 0.80	60g VOC (ALE215)	S								X									
				250g Amber Jar (ALE210)	S				X		X	X		X	X	X		X	X			
				1kg TUB	S			X														
20875025	SP21H	ES	0.30 - 0.50	60g VOC (ALE215)	S								X									
				250g Amber Jar (ALE210)	S				X		X	X		X	X	X		X	X			
				1kg TUB	S			X														
20875142	SP22G	ES	0.30 - 0.50	60g VOC (ALE215)	S								X									

Validated

CERTIFICATE OF ANALYSIS

SDG:	191004-110	**Client Reference:**	70053735	**Report Number:**	527697
Location:	Maylands	**Order Number:**	70053735-S01	**Superseded Report:**	527629

Results Legend

X Test

N No Determination Possible

Sample Types -
S - Soil/Solid
UNS - Unspecified Solid
GW - Ground Water
SW - Surface Water
LE - Land Leachate
PL - Prepared Leachate
PR - Process Water
SA - Saline Water
TE - Trade Effluent
TS - Treated Sewage
US - Untreated Sewage
RE - Recreational Water
DW - Drinking Water Non-regulatory
UNL - Unspecified Liquid
SL - Sludge
G - Gas
OTH - Other

Lab Sample No(s)			20874998			20875129			20874863			20875007			20875137			20875017			20875142	
Customer Sample Reference			SP21E			SP22E			SP9F			SP21F			SP22F			SP21G			SP22G	
AGS Reference			ES			ES			ES			ES			ES			ES			ES	
Depth (m)			0.30 - 0.50			0.20 - 0.40			0.80 - 1.00			0.40 - 0.60			0.50 - 0.70			0.20 - 0.40			0.30 - 0.50	
Container			1kg TUB	250g Amber Jar (ALE210)	60g VOC (ALE215)	1kg TUB	250g Amber Jar (ALE210)	60g VOC (ALE215)	1kg TUB	250g Amber Jar (ALE210)	60g VOC (ALE215)	1kg TUB	250g Amber Jar (ALE210)	60g VOC (ALE215)	1kg TUB	250g Amber Jar (ALE210)	60g VOC (ALE215)	1kg TUB	250g Amber Jar (ALE210)	60g VOC (ALE215)	1kg TUB	250g Amber Jar (ALE210)
Sample Type			S	S	S	S	S	S	S	S	S	S	S	S	S	S	S	S	S	S	S	S
TPH CWG GC (S)	All	NDPs: 0 Tests: 49		X			X			X			X			X			X			X
VOC MS (S)	All	NDPs: 0 Tests: 52			X			X			X			X			X			X		

20875053	SP21K	ES	0.80 - 1.00	1kg TUB	S				
20875167	SP22J	ES	0.20 - 0.40	60g VOC (ALE215)	S				X
				250g Amber Jar (ALE210)	S		X		
				1kg TUB	S				
20875045	SP21J	ES	0.50 - 0.70	60g VOC (ALE215)	S				X
				250g Amber Jar (ALE210)	S		X		
				1kg TUB	S				
20875158	SP22I	ES	0.80 - 1.10	60g VOC (ALE215)	S				X
				250g Amber Jar (ALE210)	S		X		
				1kg TUB	S				
20875037	SP21I	ES	0.50 - 0.70	60g VOC (ALE215)	S				X
				250g Amber Jar (ALE210)	S		X		
				1kg TUB	S				
20875147	SP22H	ES	0.50 - 0.80	60g VOC (ALE215)	S				X
				250g Amber Jar (ALE210)	S		X		
				1kg TUB	S				
20875025	SP21H	ES	0.30 - 0.50	60g VOC (ALE215)	S				X
				250g Amber Jar (ALE210)	S		X		
				1kg TUB	S				
20875142	SP22G	ES	0.30 - 0.50	60g VOC (ALE215)	S				X

Validated

CERTIFICATE OF ANALYSIS

SDG:	191004-110	**Client Reference:**	70053735	**Report Number:**	527697
Location:	Maylands	**Order Number:**	70053735-S01	**Superseded Report:**	527629

Results Legend

X Test

N No Determination Possible

Sample Types -
S - Soil/Solid
UNS - Unspecified Solid
GW - Ground Water
SW - Surface Water
LE - Land Leachate
PL - Prepared Leachate
PR - Process Water
SA - Saline Water
TE - Trade Effluent
TS - Treated Sewage
US - Untreated Sewage
RE - Recreational Water
DW - Drinking Water Non-regulatory
UNL - Unspecified Liquid
SL - Sludge
G - Gas
OTH - Other

Lab Sample No(s)			20875053		20875180			20875064			20875185			20875083			20875192			20875202	
Customer Sample Reference			SP21K		SP22K			SP21L			SP22L			SP21M			SP22M			SP22N	
AGS Reference			ES		ES			ES			ES			ES			ES			ES	
Depth (m)			0.80 - 1.00		0.10 - 0.30			0.70 - 0.90			0.30 - 0.50			0.20 - 0.40			0.50 - 0.80			0.70 - 0.90	
Container			250g Amber Jar (ALE210)	60g VOC (ALE215)	1kg TUB	250g Amber Jar (ALE210)	60g VOC (ALE215)	1kg TUB	250g Amber Jar (ALE210)	60g VOC (ALE215)	1kg TUB	250g Amber Jar (ALE210)	60g VOC (ALE215)	1kg TUB	250g Amber Jar (ALE210)	60g VOC (ALE215)	1kg TUB	250g Amber Jar (ALE210)	60g VOC (ALE215)	1kg TUB	250g Amber Jar (ALE210)	60g VOC (ALE215)
Sample Type			S	S	S	S	S	S	S	S	S	S	S	S	S	S	S	S	S	S	S	S
Anions by Kone (soil)	All	NDPs: 0 Tests: 20	X			X												X				
Asbestos ID in Solid Samples	All	NDPs: 0 Tests: 58			X			X			X			X			X			X		
Boron Water Soluble	All	NDPs: 0 Tests: 49	X			X			X			X			X			X			X	
Cyanide Comp/Free/Total/Thiocyanate	All	NDPs: 0 Tests: 20	X			X												X				
EPH CWG (Aliphatic) GC (S)	All	NDPs: 0 Tests: 49	X			X			X			X			X			X			X	
EPH CWG (Aromatic) GC (S)	All	NDPs: 0 Tests: 49	X			X			X			X			X			X			X	
GRO by GC-FID (S)	All	NDPs: 0 Tests: 49	X				X			X			X		X				X			X
Hexavalent Chromium (s)	All	NDPs: 0 Tests: 49	X			X			X			X			X			X			X	
Metals in solid samples by OES	All	NDPs: 0 Tests: 49	X			X			X			X			X			X			X	
PAH by GCMS	All	NDPs: 0 Tests: 53	X			X			X			X			X			X			X	
PCBs by GCMS	All	NDPs: 0 Tests: 24	X			X												X				
pH	All	NDPs: 0 Tests: 53	X			X			X			X			X			X			X	
Sample description	All	NDPs: 0 Tests: 52	X			X			X			X			X			X			X	
Semi Volatile Organic Compounds	All	NDPs: 0 Tests: 20	X			X												X				
Total Organic Carbon	All	NDPs: 0 Tests: 24	X			X												X				

20875256	SP22U	ES	0.50 - 0.80	250g Amber Jar (ALE210)	S					X			X		X			X		X		X			X		X			
				1kg TUB	S				X																				
20875251	SP22T	ES	0.00 - 0.30	60g VOC (ALE215)	S												X													
				250g Amber Jar (ALE210)	S					X			X		X			X		X		X			X		X			
				1kg TUB	S				X																				
20875246	SP22S	ES	0.90 - 1.10	60g VOC (ALE215)	S												X													
				250g Amber Jar (ALE210)	S					X			X		X			X		X		X			X		X			
				1kg TUB	S				X																				
20875231	SP22R	ES	1.00 - 1.20	60g VOC (ALE215)	S												X													
				250g Amber Jar (ALE210)	S		X			X		X	X		X			X		X		X		X	X		X		X	
				1kg TUB	S				X																				
20875218	SP22Q	ES	0.70 - 0.90	60g VOC (ALE215)	S												X													
				250g Amber Jar (ALE210)	S					X			X		X			X		X		X			X		X			
				1kg TUB	S				X																				
20875213	SP22P	ES	0.80 - 1.00	60g VOC (ALE215)	S												X													
				250g Amber Jar (ALE210)	S					X			X		X			X		X		X			X		X			
				1kg TUB	S				X																				
20875208	SP22O	ES	0.30 - 0.50	60g VOC (ALE215)	S												X													
				250g Amber Jar (ALE210)	S		X			X		X	X		X			X		X		X		X	X		X		X	
				1kg TUB	S				X																				

Validated

CERTIFICATE OF ANALYSIS

SDG:	191004-110	**Client Reference:**	70053735	**Report Number:**	527697
Location:	Maylands	**Order Number:**	70053735-S01	**Superseded Report:**	527629

Results Legend

X Test

N No Determination Possible

Sample Types -
S - Soil/Solid
UNS - Unspecified Solid
GW - Ground Water
SW - Surface Water
LE - Land Leachate
PL - Prepared Leachate
PR - Process Water
SA - Saline Water
TE - Trade Effluent
TS - Treated Sewage
US - Untreated Sewage
RE - Recreational Water
DW - Drinking Water Non-regulatory
UNL - Unspecified Liquid
SL - Sludge
G - Gas
OTH - Other

Lab Sample No(s)			20875053			20875180			20875064			20875185			20875083			20875192			20875202		
Customer Sample Reference			SP21K			SP22K			SP21L			SP22L			SP21M			SP22M			SP22N		
AGS Reference			ES			ES			ES			ES			ES			ES			ES		
Depth (m)			0.80 - 1.00			0.10 - 0.30			0.70 - 0.90			0.30 - 0.50			0.20 - 0.40			0.50 - 0.80			0.70 - 0.90		
Container			250g Amber Jar (ALE210)	60g VOC (ALE215)	1kg TUB	250g Amber Jar (ALE210)	60g VOC (ALE215)	1kg TUB	250g Amber Jar (ALE210)	60g VOC (ALE215)	1kg TUB	250g Amber Jar (ALE210)	60g VOC (ALE215)	1kg TUB	250g Amber Jar (ALE210)	60g VOC (ALE215)	1kg TUB	250g Amber Jar (ALE210)	60g VOC (ALE215)	1kg TUB	250g Amber Jar (ALE210)	60g VOC (ALE215)
Sample Type			S	S	S	S	S	S	S	S	S	S	S	S	S	S	S	S	S	S	S	S	S
TPH CWG GC (S)	All	NDPs: 0 Tests: 49	X			X			X			X			X			X			X		
VOC MS (S)	All	NDPs: 0 Tests: 52		X			X			X			X			X			X			X	

20875256	SP22U	ES	0.50 - 0.80	250g Amber Jar (ALE210)	S		X		
				1kg TUB	S				
20875251	SP22T	ES	0.00 - 0.30	60g VOC (ALE215)	S				X
				250g Amber Jar (ALE210)	S		X		
				1kg TUB	S				
20875246	SP22S	ES	0.90 - 1.10	60g VOC (ALE215)	S				X
				250g Amber Jar (ALE210)	S		X		
				1kg TUB	S				
20875231	SP22R	ES	1.00 - 1.20	60g VOC (ALE215)	S				X
				250g Amber Jar (ALE210)	S		X		
				1kg TUB	S				
20875218	SP22Q	ES	0.70 - 0.90	60g VOC (ALE215)	S				X
				250g Amber Jar (ALE210)	S		X		
				1kg TUB	S				
20875213	SP22P	ES	0.80 - 1.00	60g VOC (ALE215)	S				X
				250g Amber Jar (ALE210)	S		X		
				1kg TUB	S				
20875208	SP22O	ES	0.30 - 0.50	60g VOC (ALE215)	S				X
				250g Amber Jar (ALE210)	S		X		
				1kg TUB	S				

Validated

CERTIFICATE OF ANALYSIS

SDG:	191004-110	**Client Reference:**	70053735	**Report Number:**	527697
Location:	Maylands	**Order Number:**	70053735-S01	**Superseded Report:**	527629

Results Legend

X **Test**

N **No Determination Possible**

Sample Types -

S - Soil/Solid
UNS - Unspecified Solid
GW - Ground Water
SW - Surface Water
LE - Land Leachate
PL - Prepared Leachate
PR - Process Water
SA - Saline Water
TE - Trade Effluent
TS - Treated Sewage
US - Untreated Sewage
RE - Recreational Water
DW - Drinking Water Non-regulatory
UNL - Unspecified Liquid
SL - Sludge
G - Gas
OTH - Other

	Lab Sample No(s)			20875256		
	Customer Sample Reference			SP22U		
	AGS Reference			ES		
	Depth (m)			0.50 - 0.80		
	Container			60g VOC (ALE215)		
	Sample Type			S		
GRO by GC-FID (S)	All	NDPs: 0 Tests: 49			X	
VOC MS (S)	All	NDPs: 0 Tests: 52			X	

Sample Descriptions

Grain Sizes

very fine	<0.063mm	fine	0.063mm - 0.1mm	medium	0.1mm - 2mm	coarse	2mm - 10mm	very coarse	>10mm

Lab Sample No(s)	Customer Sample Ref.	Depth (m)	Colour	Description	Inclusions	Inclusions 2
20874818	SP1	0.10 - 0.30	Dark Brown	Sand	Stones	None
20874896	SP2	0.10 - 0.30	Dark Brown	Sandy Loam	Stones	Vegetation
20874963	SP3	0.30 - 0.50	Dark Brown	Sandy Loam	Stones	Vegetation
20875076	SP4	0.00 - 0.20	Dark Brown	Sandy Loam	Stones	Vegetation
20875239	SP7	0.30 - 0.50	Dark Brown	Sandy Loam	Stones	Vegetation
20875272	SP8	0.50 - 0.70	Dark Brown	Sandy Loam	Stones	Vegetation
20874879	SP14	0.20 - 0.40	Dark Brown	Sand	Stones	Brick
20874886	SP15	0.10 - 0.30	Black	N/A	Tar	Stones
20874918	SP20	0.30 - 0.50	Dark Brown	Silty Clay	Crushed Brick	Stones
20874924	SP24	0.40 - 0.80	Dark Brown	Stone/Soil	Stones	None
20874932	SP25	0.20 - 0.40	Black	Clinker	None	None
20875095	SP26	0.10 - 0.30	Dark Brown	Sandy Loam	Stones	Vegetation
20875281	SP9A	0.30 - 0.50	Dark Brown	Sandy Loam	Stones	Vegetation
20874953	SP21A	0.80 - 1.00	Grey	Sandy Loam	Crushed Brick	Stones
20875101	SP22A	0.20 - 0.40	Dark Brown	Sandy Loam	Stones	Vegetation
20874939	SP23A	0.50 - 0.70	Dark Brown	Sandy Loam	Stones	Vegetation
20875297	SP9B	0.70 - 1.00	Dark Brown	Sandy Loam	Stones	Crushed Brick
20874976	SP21B	0.50 - 0.70	Dark Brown	Sandy Loam	Crushed Brick	Stones
20875109	SP22B	0.40 - 0.60	Dark Brown	Sandy Clay Loam	Stones	None
20874945	SP23B	0.70 - 1.00	Dark Brown	Silt Loam	Stones	Vegetation
20874835	SP9C	0.80 - 1.00	Dark Brown	Sandy Loam	Crushed Brick	Stones
20874988	SP21C	0.30 - 0.50	Dark Brown	Sandy Loam	Stones	Crushed Brick
20875115	SP22C	0.60 - 0.80	Dark Brown	Sandy Clay Loam	Stones	None
20874845	SP9D	0.90 - 1.10	Dark Brown	Sandy Loam	Stones	Brick
20875123	SP22D	0.80 - 1.00	Dark Brown	Sandy Clay Loam	Stones	Vegetation
20874856	SP9E	0.50 - 0.70	Dark Brown	Sandy Loam	Brick	Stones
20874998	SP21E	0.30 - 0.50	Dark Brown	Sandy Loam	Stones	Brick
20875129	SP22E	0.20 - 0.40	Dark Brown	Sandy Loam	Stones	Vegetation
20874863	SP9F	0.80 - 1.00	Dark Brown	Sandy Clay Loam	Stones	None
20875007	SP21F	0.40 - 0.60	Dark Brown	Sandy Loam	Stones	None
20875137	SP22F	0.50 - 0.70	Dark Brown	Sandy Clay Loam	Stones	None
20875017	SP21G	0.20 - 0.40	Dark Brown	Sandy Loam	Stones	Vegetation
20875142	SP22G	0.30 - 0.50	Dark Brown	Sandy Silt Loam	Stones	Vegetation
20875025	SP21H	0.30 - 0.50	Dark Brown	Silty Clay	Crushed Brick	Glass & Stones
20875147	SP22H	0.50 - 0.80	Dark Brown	Sandy Loam	Stones	Vegetation
20875037	SP21I	0.50 - 0.70	Dark Brown	Sandy Loam	Stones	Vegetation
20875158	SP22I	0.80 - 1.10	Light Brown	Silty Clay	Stones	None
20875045	SP21J	0.50 - 0.70	Light Brown	Silty Clay	Crushed Brick	Stones

CERTIFICATE OF ANALYSIS

SDG:	191004-110	**Client Reference:**	70053735	**Report Number:**	527697
Location:	Maylands	**Order Number:**	70053735-S01	**Superseded Report:**	527629

			Colour	Description	Inclusions	Inclusions 2
20875167	SP22J	0.20 - 0.40	Light Brown	Silty Clay	Stones	None
20875053	SP21K	0.80 - 1.00	Dark Brown	Sandy Clay Loam	Stones	None
20875180	SP22K	0.10 - 0.30	Light Brown	Silty Clay Loam	Stones	None
20875064	SP21L	0.70 - 0.90	Orange	Silty Clay	Crushed Brick	Stones
20875185	SP22L	0.30 - 0.50	Dark Brown	Silty Clay	Crushed Brick	Stones
20875083	SP21M	0.20 - 0.40	Dark Brown	Silty Clay Loam	Stones	None
20875192	SP22M	0.50 - 0.80	Light Brown	Silty Clay	Stones	None
20875202	SP22N	0.70 - 0.90	Light Brown	Sandy Clay Loam	Stones	None
20875208	SP22O	0.30 - 0.50	Dark Brown	Sandy Clay	Stones	Vegetation
20875213	SP22P	0.80 - 1.00	Light Brown	Silty Clay	Stones	None
20875218	SP22Q	0.70 - 0.90	Light Brown	Silty Clay Loam	Stones	None
20875231	SP22R	1.00 - 1.20	Dark Brown	Silty Clay	Stones	None
20875246	SP22S	0.90 - 1.10	Dark Brown	Sandy Loam	Stones	Vegetation
20875251	SP22T	0.00 - 0.30	Dark Brown	Sandy Loam	Stones	Vegetation
20875256	SP22U	0.50 - 0.80	Dark Brown	Sandy Loam	Stones	Crushed Brick

These descriptions are only intended to act as a cross check if sample identities are questioned, and to provide a log of sample matrices with respect to MCERTS validation. They are not intended as full geological descriptions.

We are accredited to MCERTS for sand, clay and loam/topsoil, or any of these materials - whether these are derived from naturally ocurring soil profiles, or from fill/made ground, as long as these materials constitute the major part of the sample.

Other coarse granular materials such as concrete, gravel and brick are not accredited if they comprise the major part of the sample.

Validated

CERTIFICATE OF ANALYSIS

SDG:	191004-110	**Client Reference:**	70053735	**Report Number:**	527697
Location:	Maylands	**Order Number:**	70053735-S01	**Superseded Report:**	527629

Results Legend

#	ISO17025 accredited.
M	*m*CERTS accredited.
aq	Aqueous / settled sample.
diss.filt	Dissolved / filtered sample.
tot.unfilt	Total / unfiltered sample.
*	Subcontracted - refer to subcontractor report for accreditation status.
**	% recovery of the surrogate standard to check the efficiency of the method. The results of individual compounds within samples aren't corrected for the recovery
(F)	Trigger breach confirmed
1-3+5@	Sample deviation (see appendix)

Customer Sample Ref.			SP1	SP2	SP3	SP4	SP6	SP7
Depth (m)			0.10 - 0.30	0.10 - 0.30	0.30 - 0.50	0.00 - 0.20	0.50 - 0.70	0.30 - 0.50
Sample Type			Soil/Solid (S)	Soil/Solid (S)	Soil/Solid (S)	Soil/Solid (S)	Soil/Solid (S)	Soil/Solid (S)
Date Sampled			01/10/2019	01/10/2019	01/10/2019	01/10/2019	01/10/2019	01/10/2019
Sampled Time			.	.	.	.	.	.
Date Received			04/10/2019	04/10/2019	04/10/2019	04/10/2019	04/10/2019	04/10/2019
SDG Ref			191004-110	191004-110	191004-110	191004-110	191004-110	191004-110
Lab Sample No.(s)			20874818	20874896	20874963	20875076	20874872	20875239
AGS Reference			ES	ES	ES	ES	ES	ES
Component	**LOD/Units**	**Method**						
Moisture Content Ratio (% of as received sample)	%	PM024	6.9	15	11	17		19
Loss on ignition	<0.7 %	TM018				7 M		
Mineral Oil Surrogate % recovery**	%	TM061				74.4		
Mineral oil >C10-C40	<1 mg/kg	TM061				33.4		
Organic Carbon, Total	<0.2 %	TM132				0.644 M		
pH	1 pH Units	TM133	9.65 M	8.79 M	8.71 M	8.54 M		8.09 M
Chromium, Hexavalent	<0.6 mg/kg	TM151	<0.6 #	<0.6 #	<0.6 #	<0.6 #		<0.6 #
PCB congener 28	<0.003 mg/kg	TM168				<0.003 M		
PCB congener 52	<0.003 mg/kg	TM168				<0.003 M		
PCB congener 101	<0.003 mg/kg	TM168				<0.003 M		
PCB congener 118	<0.003 mg/kg	TM168				<0.003 M		
PCB congener 138	<0.003 mg/kg	TM168				<0.003 M		
PCB congener 153	<0.003 mg/kg	TM168				<0.003 M		
PCB congener 180	<0.003 mg/kg	TM168				<0.003 M		
Sum of detected PCB 7 Congeners	<0.021 mg/kg	TM168				<0.021		
Arsenic	<0.6 mg/kg	TM181	29.7 M	11.9 M	13 M	19.6 M		9.21 M
Barium	<0.6 mg/kg	TM181	27.1 #	89.4 #	76.8 #	65.3 #		71 #
Beryllium	<0.01 mg/kg	TM181	0.808 M	0.995 M	1.02 M	1.79 M		0.571 M
Cadmium	<0.02 mg/kg	TM181	0.291 M	0.319 M	0.115 M	0.0628 M		0.31 M
Chromium	<0.9 mg/kg	TM181	1.98 M	17.2 M	24.1 M	25.6 M		11.5 M
Copper	<1.4 mg/kg	TM181	9.88 M	19.3 M	12.3 M	20.6 M		18.3 M
Lead	<0.7 mg/kg	TM181	12.1 M	44.9 M	26.3 M	21 M		55.7 M
Mercury	<0.14 mg/kg	TM181	<0.14 M	<0.14 M	<0.14 M	<0.14 M		<0.14 M
Nickel	<0.2 mg/kg	TM181	26.9 M	18.2 M	18.9 M	31.1 M		12.7 M
Selenium	<1 mg/kg	TM181	<1 #	<1 #	<1 #	<1 #		<1 #
Vanadium	<0.2 mg/kg	TM181	39.3 #	38.1 #	60.1 #	66.1 #		24.3 #
Zinc	<1.9 mg/kg	TM181	59.7 M	71.9 M	45.4 M	69.9 M		62.5 M
ANC @ pH 4	<0.03 mol/kg	TM182				0.345		
ANC @ pH 6	<0.03 mol/kg	TM182				0.122		
Boron, water soluble	<1 mg/kg	TM222	<1 M	1.07 M	1.04 M	<1 M		<1 M
Asbestos Quantification - Gravimetric - %	<0.001 %	TM304		<0.001 #			<0.001 #	
Asbestos Quantification - PCOM Evaluation - %	<0.001 %	TM304		<0.001 #			<0.001 #	

Validated

CERTIFICATE OF ANALYSIS

SDG:	191004-110	**Client Reference:**	70053735	**Report Number:**	527697
Location:	Maylands	**Order Number:**	70053735-S01	**Superseded Report:**	527629

Results Legend

#	ISO17025 accredited.
M	*m*CERTS accredited.
aq	Aqueous / settled sample.
diss.filt	Dissolved / filtered sample.
tot.unfilt	Total / unfiltered sample.
*	Subcontracted - refer to subcontractor report for accreditation status.
**	% recovery of the surrogate standard to check the efficiency of the method. The results of individual compounds within samples aren't corrected for the recovery
(F)	Trigger breach confirmed
1-3+§@	Sample deviation (see appendix)

Customer Sample Ref.			SP1	SP2	SP3	SP4	SP6	SP7
Depth (m)			0.10 - 0.30	0.10 - 0.30	0.30 - 0.50	0.00 - 0.20	0.50 - 0.70	0.30 - 0.50
Sample Type			Soil/Solid (S)	Soil/Solid (S)	Soil/Solid (S)	Soil/Solid (S)	Soil/Solid (S)	Soil/Solid (S)
Date Sampled			01/10/2019	01/10/2019	01/10/2019	01/10/2019	01/10/2019	01/10/2019
Sampled Time			-	-	-	-	-	-
Date Received			04/10/2019	04/10/2019	04/10/2019	04/10/2019	04/10/2019	04/10/2019
SDG Ref			191004-110	191004-110	191004-110	191004-110	191004-110	191004-110
Lab Sample No.(s)			20874818	20874896	20874963	20875076	20874872	20875239
AGS Reference			ES	ES	ES	ES	ES	ES
Component	**LOD/Units**	**Method**						
Additional Asbestos Components (Using TM048)		TM304		None #			None #	
Analysts Comments		TM304		N/C			N/C	
Asbestos Quantification - Total - %	<0.001 %	TM304		<0.001 #			<0.001 #	
PAH Total 17 (inc Coronene) Moisture Corrected	<10 mg/kg	TM410				<10		
Coronene	<0.2 mg/kg	TM410				<0.2		

Validated

CERTIFICATE OF ANALYSIS

SDG:	191004-110	**Client Reference:**	70053735	**Report Number:**	527697
Location:	Maylands	**Order Number:**	70053735-S01	**Superseded Report:**	527629

Results Legend

#	ISO17025 accredited.
M	*m*CERTS accredited.
aq	Aqueous / settled sample.
diss.filt	Dissolved / filtered sample.
tot.unfilt	Total / unfiltered sample.
*	Subcontracted - refer to subcontractor report for accreditation status.
**	% recovery of the surrogate standard to check the efficiency of the method. The results of individual compounds within samples aren't corrected for the recovery
(F)	Trigger breach confirmed
1-3+5@	Sample deviation (see appendix)

Customer Sample Ref.			SP8	SP12	SP14	SP15	SP20	SP24
Depth (m)			0.50 - 0.70	0.60 - 0.90	0.20 - 0.40	0.10 - 0.30	0.30 - 0.50	0.40 - 0.80
Sample Type			Soil/Solid (S)	Soil/Solid (S)	Soil/Solid (S)	Soil/Solid (S)	Soil/Solid (S)	Soil/Solid (S)
Date Sampled			01/10/2019	01/10/2019	01/10/2019	01/10/2019	01/10/2019	01/10/2019
Sampled Time			.	.	.	.	.	.
Date Received			04/10/2019	04/10/2019	04/10/2019	04/10/2019	04/10/2019	04/10/2019
SDG Ref			191004-110	191004-110	191004-110	191004-110	191004-110	191004-110
Lab Sample No.(s)			20875272	20874913	20874879	20874886	20874918	20874924
AGS Reference			ES	ES	ES	ES	ES	ES
Component	**LOD/Units**	**Method**						
Moisture Content Ratio (% of as received sample)	%	PM024	19		11	0.51	18	10
pH	1 pH Units	TM133	8.49 M		8.81 M	9.57	9.65 M	8.71 #
Chromium, Hexavalent	<0.6 mg/kg	TM151	<0.6 #				<0.6 #	
Arsenic	<0.6 mg/kg	TM181	13.6 M				16.6 M	
Barium	<0.6 mg/kg	TM181	103 #				124 #	
Beryllium	<0.01 mg/kg	TM181	2.36 M				2.01 M	
Cadmium	<0.02 mg/kg	TM181	0.251 M				0.133 M	
Chromium	<0.9 mg/kg	TM181	30.6 M				26.5 M	
Copper	<1.4 mg/kg	TM181	33.1 M				181 M	
Lead	<0.7 mg/kg	TM181	41.7 M				43.1 M	
Mercury	<0.14 mg/kg	TM181	<0.14 M				<0.14 M	
Nickel	<0.2 mg/kg	TM181	36.2 M				32.3 M	
Selenium	<1 mg/kg	TM181	<1 #				<1 #	
Vanadium	<0.2 mg/kg	TM181	67.9 #				59.3 #	
Zinc	<1.9 mg/kg	TM181	95.6 M				78.4 M	
Boron, water soluble	<1 mg/kg	TM222	1.16 M				1.14 M	
Asbestos Quantification - Gravimetric - %	<0.001 %	TM304		0.0025 #				
Asbestos Quantification - PCOM Evaluation - %	<0.001 %	TM304		<0.001 #				
Additional Asbestos Components (Using TM048)		TM304		None #				
Analysts Comments		TM304		N/A				
Asbestos Quantification - Total - %	<0.001 %	TM304		0.0025 #				

Validated

CERTIFICATE OF ANALYSIS

SDG:	191004-110	**Client Reference:**	70053735	**Report Number:**	527697
Location:	Maylands	**Order Number:**	70053735-S01	**Superseded Report:**	527629

Results Legend

#	ISO17025 accredited.
M	*m*CERTS accredited.
aq	Aqueous / settled sample.
diss.filt	Dissolved / filtered sample.
tot.unfilt	Total / unfiltered sample.
*	Subcontracted - refer to subcontractor report for accreditation status.
**	% recovery of the surrogate standard to check the efficiency of the method. The results of individual compounds within samples aren't corrected for the recovery
(F)	Trigger breach confirmed
1-3+5@	Sample deviation (see appendix)

Customer Sample Ref.			SP25	SP26	SP27	SP9A	SP21A	SP22A
Depth (m)			0.20 - 0.40	0.10 - 0.30	0.20 - 0.40	0.30 - 0.50	0.80 - 1.00	0.20 - 0.40
Sample Type			Soil/Solid (S)	Soil/Solid (S)	Soil/Solid (S)	Soil/Solid (S)	Soil/Solid (S)	Soil/Solid (S)
Date Sampled			01/10/2019	02/10/2019	01/10/2019	01/10/2019	01/10/2019	02/10/2019
Sampled Time			.	.	.	.	.	.
Date Received			04/10/2019	04/10/2019	04/10/2019	04/10/2019	04/10/2019	04/10/2019
SDG Ref			191004-110	191004-110	191004-110	191004-110	191004-110	191004-110
Lab Sample No.(s)			20874932	20875095	20874916	20875281	20874953	20875101
AGS Reference			ES	ES	ES	ES	ES	ES
Component	**LOD/Units**	**Method**						
Moisture Content Ratio (% of as received sample)	%	PM024	0	23		15	17	19
Soil Organic Matter (SOM)	<0.35 %	TM132				0.707 #	1.84 #	0.665 #
pH	1 pH Units	TM133	9.31 #	8.01 M		8.34 M	8.51 M	8.71 M
Chromium, Hexavalent	<0.6 mg/kg	TM151		<0.6 #		<0.6 #	<0.6 #	<0.6 #
Cyanide, Total	<1 mg/kg	TM153				<1 M	<1 M	<1 M
PCB congener 118	<0.003 mg/kg	TM168				<0.003 M	<0.03 M	<0.003 M
PCB congener 81	<0.003 mg/kg	TM168				<0.003 M	<0.03 M	<0.003 M
PCB congener 77	<0.003 mg/kg	TM168				<0.003 M	<0.03 M	<0.003 M
PCB congener 123	<0.003 mg/kg	TM168				<0.003 M	<0.03 M	<0.003 M
PCB congener 114	<0.003 mg/kg	TM168				<0.003 M	<0.03 M	<0.003 M
PCB congener 105	<0.003 mg/kg	TM168				<0.003 M	<0.03 M	<0.003 M
PCB congener 126	<0.003 mg/kg	TM168				<0.003 M	<0.03 M	<0.003 M
PCB congener 167	<0.003 mg/kg	TM168				<0.003 M	<0.03 M	<0.003 M
PCB congener 156	<0.003 mg/kg	TM168				<0.003 M	<0.03 M	<0.003 M
PCB congener 157	<0.003 mg/kg	TM168				<0.003 M	<0.03 M	<0.003 M
PCB congener 169	<0.003 mg/kg	TM168				<0.003 M	<0.03 M	<0.003 M
PCB congener 189	<0.003 mg/kg	TM168				<0.003 M	<0.03 M	<0.003 M
Sum of detected WHO 12 PCBs	<0.036 mg/kg	TM168				<0.036	<0.36	<0.036
Arsenic	<0.6 mg/kg	TM181		14.9 M		14.3 M	14 M	14.1 M
Barium	<0.6 mg/kg	TM181		109 #		82.3 #	97.1 #	85.8 #
Beryllium	<0.01 mg/kg	TM181		4.78 M		0.995 M	1.51 M	1.6 M
Cadmium	<0.02 mg/kg	TM181		0.486 M		0.153 M	0.326 M	0.104 M
Chromium	<0.9 mg/kg	TM181		29.9 M		22.1 M	24.5 M	23.7 M
Copper	<1.4 mg/kg	TM181		34.4 M		12.2 M	22.9 M	18.6 M
Lead	<0.7 mg/kg	TM181		33.8 M		31.9 M	40.3 M	28.4 M
Mercury	<0.14 mg/kg	TM181		<0.14 M		<0.14 M	<0.14 M	<0.14 M
Nickel	<0.2 mg/kg	TM181		65.2 M		17.8 M	28.7 M	23.4 M
Selenium	<1 mg/kg	TM181		<1 #		<1 #	<1 #	<1 #
Vanadium	<0.2 mg/kg	TM181		69.1 #		41.5 #	47.3 #	53.6 #
Zinc	<1.9 mg/kg	TM181		122 M		56.3 M	95.5 M	61.4 M
Boron, water soluble	<1 mg/kg	TM222		<1 M		<1 M	2.05 M	<1 M
Water Soluble Sulphate as SO4 2:1 Extract	<0.004 g/l	TM243				0.112 M	1.04 M	0.0322 M

Validated

CERTIFICATE OF ANALYSIS

SDG:	191004-110	**Client Reference:**	70053735	**Report Number:**	527697
Location:	Maylands	**Order Number:**	70053735-S01	**Superseded Report:**	527629

Results Legend

#	ISO17025 accredited.
M	*m*CERTS accredited.
aq	Aqueous / settled sample.
diss.filt	Dissolved / filtered sample.
tot.unfilt	Total / unfiltered sample.
*	Subcontracted - refer to subcontractor report for accreditation status.
**	% recovery of the surrogate standard to check the efficiency of the method. The results of individual compounds within samples aren't corrected for the recovery
(F)	Trigger breach confirmed
1-3+§@	Sample deviation (see appendix)

Customer Sample Ref.			SP25	SP26	SP27	SP9A	SP21A	SP22A
Depth (m)			0.20 - 0.40	0.10 - 0.30	0.20 - 0.40	0.30 - 0.50	0.80 - 1.00	0.20 - 0.40
Sample Type			Soil/Solid (S)	Soil/Solid (S)	Soil/Solid (S)	Soil/Solid (S)	Soil/Solid (S)	Soil/Solid (S)
Date Sampled			01/10/2019	02/10/2019	01/10/2019	01/10/2019	01/10/2019	02/10/2019
Sampled Time			-	-	-	-	-	-
Date Received			04/10/2019	04/10/2019	04/10/2019	04/10/2019	04/10/2019	04/10/2019
SDG Ref			191004-110	191004-110	191004-110	191004-110	191004-110	191004-110
Lab Sample No.(s)			20874932	20875095	20874916	20875281	20874953	20875101
AGS Reference			ES	ES	ES	ES	ES	ES
Component	**LOD/Units**	**Method**						
Asbestos Quantification - Gravimetric - %	<0.001 %	TM304			0.0176 #			
Asbestos Quantification - PCOM Evaluation - %	<0.001 %	TM304			<0.001 #			
Additional Asbestos Components (Using TM048)		TM304			None #			
Analysts Comments		TM304			N/A			
Asbestos Quantification - Total - %	<0.001 %	TM304			0.0176 #			

Validated

CERTIFICATE OF ANALYSIS

SDG:	191004-110	**Client Reference:**	70053735	**Report Number:**	527697
Location:	Maylands	**Order Number:**	70053735-S01	**Superseded Report:**	527629

Results Legend

#	ISO17025 accredited.
M	*m*CERTS accredited.
aq	Aqueous / settled sample.
diss.filt	Dissolved / filtered sample.
tot.unfilt	Total / unfiltered sample.
*	Subcontracted - refer to subcontractor report for accreditation status.
**	% recovery of the surrogate standard to check the efficiency of the method. The results of individual compounds within samples aren't corrected for the recovery
(F)	Trigger breach confirmed
1-3+5@	Sample deviation (see appendix)

Component	LOD/Units	Method	SP23A	SP9B	SP21B	SP22B	SP23B	SP9C
Customer Sample Ref.			SP23A	SP9B	SP21B	SP22B	SP23B	SP9C
Depth (m)			0.50 - 0.70	0.70 - 1.00	0.50 - 0.70	0.40 - 0.60	0.70 - 1.00	0.80 - 1.00
Sample Type			Soil/Solid (S)	Soil/Solid (S)	Soil/Solid (S)	Soil/Solid (S)	Soil/Solid (S)	Soil/Solid (S)
Date Sampled			01/10/2019	01/10/2019	01/10/2019	02/10/2019	01/10/2019	01/10/2019
Sampled Time			.	.	.	.	.	.
Date Received			04/10/2019	04/10/2019	04/10/2019	04/10/2019	04/10/2019	04/10/2019
SDG Ref			191004-110	191004-110	191004-110	191004-110	191004-110	191004-110
Lab Sample No.(s)			20874939	20875297	20874976	20875109	20874945	20874835
AGS Reference			ES	ES	ES	ES	ES	ES
Moisture Content Ratio (% of as received sample)	%	PM024	11	18	13	21	11	18
Loss on ignition	<0.7 %	TM018	6.06 M	4.81 M	4.21 M			
Mineral Oil Surrogate % recovery**	%	TM061	67.9	78.6	60.4			
Mineral oil >C10-C40	<1 mg/kg	TM061	93.7	52.6	78.8			
Organic Carbon, Total	<0.2 %	TM132	0.734 M	0.949 M	0.991 M			
Soil Organic Matter (SOM)	<0.35 %	TM132					1.47 #	0.936 #
pH	1 pH Units	TM133	8.53 M	9.62 M	8.66 M	8.46 M	8.22 M	10.5 M
Chromium, Hexavalent	<0.6 mg/kg	TM151	<0.6 #	<0.6 #	<0.6 #	<0.6 #	<0.6 #	<0.6 #
Cyanide, Total	<1 mg/kg	TM153					<1 M	<1 M
PCB congener 28	<0.003 mg/kg	TM168	0.00433 M	<0.003 M	<0.003 M			
PCB congener 52	<0.003 mg/kg	TM168	0.00871 M	<0.003 M	<0.003 M			
PCB congener 101	<0.003 mg/kg	TM168	0.0124 M	<0.003 M	0.00524 M			
PCB congener 118	<0.003 mg/kg	TM168	0.0059 M	<0.003 M	<0.003 M		<0.015 M	<0.003 M
PCB congener 138	<0.003 mg/kg	TM168	0.0102 M	<0.003 M	0.00366 M			
PCB congener 153	<0.003 mg/kg	TM168	0.00636 M	<0.003 M	<0.003 M			
PCB congener 180	<0.003 mg/kg	TM168	<0.003 M	<0.003 M	<0.003 M			
Sum of detected PCB 7 Congeners	<0.021 mg/kg	TM168	0.0479	<0.021	<0.021			
PCB congener 81	<0.003 mg/kg	TM168					<0.015 M	<0.003 M
PCB congener 77	<0.003 mg/kg	TM168					<0.015 M	<0.003 M
PCB congener 123	<0.003 mg/kg	TM168					<0.015 M	<0.003 M
PCB congener 114	<0.003 mg/kg	TM168					<0.015 M	<0.003 M
PCB congener 105	<0.003 mg/kg	TM168					<0.015 M	<0.003 M
PCB congener 126	<0.003 mg/kg	TM168					<0.015 M	<0.003 M
PCB congener 167	<0.003 mg/kg	TM168					<0.015 M	<0.003 M
PCB congener 156	<0.003 mg/kg	TM168					<0.015 M	<0.003 M
PCB congener 157	<0.003 mg/kg	TM168					<0.015 M	<0.003 M
PCB congener 169	<0.003 mg/kg	TM168					<0.015 M	<0.003 M
PCB congener 189	<0.003 mg/kg	TM168					<0.015 M	<0.003 M
Sum of detected WHO 12 PCBs	<0.036 mg/kg	TM168					<0.18	<0.036
Arsenic	<0.6 mg/kg	TM181	17.3 M	13.6 M	13.5 M	15.3 M	13.1 M	15.6 M
Barium	<0.6 mg/kg	TM181	81.6 #	116 #	127 #	115 #	93.4 #	119 #
Beryllium	<0.01 mg/kg	TM181	1.32 M	1.46 M	2.35 M	2.18 M	1.41 M	3.03 M

Validated

CERTIFICATE OF ANALYSIS

SDG:	191004-110	**Client Reference:**	70053735	**Report Number:**	527697
Location:	Maylands	**Order Number:**	70053735-S01	**Superseded Report:**	527629

Results Legend

#	ISO17025 accredited.
M	*m*CERTS accredited.
aq	Aqueous / settled sample.
diss.filt	Dissolved / filtered sample.
tot.unfilt	Total / unfiltered sample.
*	Subcontracted - refer to subcontractor report for accreditation status.
**	% recovery of the surrogate standard to check the efficiency of the method. The results of individual compounds within samples aren't corrected for the recovery
(F)	Trigger breach confirmed
1-3+§@	Sample deviation (see appendix)

Customer Sample Ref.			SP23A	SP9B	SP21B	SP22B	SP23B	SP9C
Depth (m)			0.50 - 0.70	0.70 - 1.00	0.50 - 0.70	0.40 - 0.60	0.70 - 1.00	0.80 - 1.00
Sample Type			Soil/Solid (S)	Soil/Solid (S)	Soil/Solid (S)	Soil/Solid (S)	Soil/Solid (S)	Soil/Solid (S)
Date Sampled			01/10/2019	01/10/2019	01/10/2019	02/10/2019	01/10/2019	01/10/2019
Sampled Time			-	-	-	-	-	-
Date Received			04/10/2019	04/10/2019	04/10/2019	04/10/2019	04/10/2019	04/10/2019
SDG Ref			191004-110	191004-110	191004-110	191004-110	191004-110	191004-110
Lab Sample No.(s)			20874939	20875297	20874976	20875109	20874945	20874835
AGS Reference			ES	ES	ES	ES	ES	ES
Component	**LOD/Units**	**Method**						
Cadmium	<0.02 mg/kg	TM181	0.166 M	0.273 M	0.478 M	<0.02 M	0.272 M	0.699 M
Chromium	<0.9 mg/kg	TM181	22.6 M	25.1 M	24.3 M	29.3 M	21.7 M	24 M
Copper	<1.4 mg/kg	TM181	22.5 M	31.4 M	28.7 M	25.3 M	22.6 M	24.7 M
Lead	<0.7 mg/kg	TM181	38.8 M	65.9 M	69.3 M	30.5 M	42.7 M	36.5 M
Mercury	<0.14 mg/kg	TM181	<0.14 M	<0.14 M	<0.14 M	<0.14 M	<0.14 M	<0.14 M
Nickel	<0.2 mg/kg	TM181	27.4 M	27 M	39.6 M	34.9 M	26.9 M	37.9 M
Selenium	<1 mg/kg	TM181	<1 #	<1 #	<1 #	<1 #	<1 #	<1 #
Vanadium	<0.2 mg/kg	TM181	50.9 #	50.3 #	57.7 #	66.8 #	48.7 #	58.1 #
Zinc	<1.9 mg/kg	TM181	73.2 M	102 M	87 M	85.4 M	71.3 M	785 M
ANC @ pH 4	<0.03 mol/kg	TM182	0.422	0.4	0.335			
ANC @ pH 6	<0.03 mol/kg	TM182	0.111	0.112	0.124			
Boron, water soluble	<1 mg/kg	TM222	1.74 M	1.14 M	1.12 M	<1 M	1.47 M	<1 M
Water Soluble Sulphate as SO4 2:1 Extract	<0.004 g/l	TM243					0.304 M	0.332 M
Asbestos Quantification - Gravimetric - %	<0.001 %	TM304						<0.001 #
Asbestos Quantification - PCOM Evaluation - %	<0.001 %	TM304						<0.001 #
Additional Asbestos Components (Using TM048)		TM304						None #
Analysts Comments		TM304						N/C
Asbestos Quantification - Total - %	<0.001 %	TM304						<0.001 #
PAH Total 17 (inc Coronene) Moisture Corrected	<10 mg/kg	TM410	<10	<10	<10			
Coronene	<0.2 mg/kg	TM410	<0.2	<0.2	<0.2			

Validated

CERTIFICATE OF ANALYSIS

SDG:	191004-110	**Client Reference:**	70053735	**Report Number:**	527697
Location:	Maylands	**Order Number:**	70053735-S01	**Superseded Report:**	527629

Results Legend

#	ISO17025 accredited.
M	*m*CERTS accredited.
aq	Aqueous / settled sample.
diss.filt	Dissolved / filtered sample.
tot.unfilt	Total / unfiltered sample.
*	Subcontracted - refer to subcontractor report for accreditation status.
**	% recovery of the surrogate standard to check the efficiency of the method. The results of individual compounds within samples aren't corrected for the recovery
(F)	Trigger breach confirmed
1-3+5@	Sample deviation (see appendix)

Customer Sample Ref.			SP21C	SP22C	SP9D	SP22D	SP9E	SP21E
Depth (m)			0.30 - 0.50	0.60 - 0.80	0.90 - 1.10	0.80 - 1.00	0.50 - 0.70	0.30 - 0.50
Sample Type			Soil/Solid (S)	Soil/Solid (S)	Soil/Solid (S)	Soil/Solid (S)	Soil/Solid (S)	Soil/Solid (S)
Date Sampled			01/10/2019	02/10/2019	01/10/2019	04/10/2019	01/10/2019	01/10/2019
Sampled Time			.	.	.	.	.	.
Date Received			04/10/2019	04/10/2019	04/10/2019	04/10/2019	04/10/2019	04/10/2019
SDG Ref			191004-110	191004-110	191004-110	191004-110	191004-110	191004-110
Lab Sample No.(s)			20874988	20875115	20874845	20875123	20874856	20874998
AGS Reference			ES	ES	ES	ES	ES	ES
Component	**LOD/Units**	**Method**						
Moisture Content Ratio (% of as received sample)	%	PM024	16	22	16	21	19	21
Loss on ignition	<0.7 %	TM018		9.29 M				
Mineral Oil Surrogate % recovery**	%	TM061		62.3				
Mineral oil >C10-C40	<1 mg/kg	TM061		<1				
Organic Carbon, Total	<0.2 %	TM132		0.356 M				
Soil Organic Matter (SOM)	<0.35 %	TM132	0.919 #	0.614 #		0.957 #	0.698 #	
pH	1 pH Units	TM133	8.56 M	8.23 M	8.42 M	8.33 M	8.63 M	9.54 M
Chromium, Hexavalent	<0.6 mg/kg	TM151	<0.6 #	<0.6 #	<0.6 #	<0.6 #	<0.6 #	<0.6 #
Cyanide, Total	<1 mg/kg	TM153	<1 M	<1 M		<1 M	<1 M	
PCB congener 28	<0.003 mg/kg	TM168		<0.003 M				
PCB congener 52	<0.003 mg/kg	TM168		<0.003 M				
PCB congener 101	<0.003 mg/kg	TM168		<0.003 M				
PCB congener 118	<0.003 mg/kg	TM168	<0.003 M	<0.003 M		<0.003 M	<0.003 M	
PCB congener 138	<0.003 mg/kg	TM168		<0.003 M				
PCB congener 153	<0.003 mg/kg	TM168		<0.003 M				
PCB congener 180	<0.003 mg/kg	TM168		<0.003 M				
Sum of detected PCB 7 Congeners	<0.021 mg/kg	TM168		<0.021				
PCB congener 81	<0.003 mg/kg	TM168	<0.003 M	<0.003 M		<0.003 M	<0.003 M	
PCB congener 77	<0.003 mg/kg	TM168	<0.003 M	<0.003 M		<0.003 M	<0.003 M	
PCB congener 123	<0.003 mg/kg	TM168	<0.003 M	<0.003 M		<0.003 M	<0.003 M	
PCB congener 114	<0.003 mg/kg	TM168	<0.003 M	<0.003 M		<0.003 M	<0.003 M	
PCB congener 105	<0.003 mg/kg	TM168	<0.003 M	<0.003 M		<0.003 M	<0.003 M	
PCB congener 126	<0.003 mg/kg	TM168	<0.003 M	<0.003 M		<0.003 M	<0.003 M	
PCB congener 167	<0.003 mg/kg	TM168	<0.003 M	<0.003 M		<0.003 M	<0.003 M	
PCB congener 156	<0.003 mg/kg	TM168	<0.003 M	<0.003 M		<0.003 M	<0.003 M	
PCB congener 157	<0.003 mg/kg	TM168	<0.003 M	<0.003 M		<0.003 M	<0.003 M	
PCB congener 169	<0.003 mg/kg	TM168	<0.003 M	<0.003 M		<0.003 M	<0.003 M	
PCB congener 189	<0.003 mg/kg	TM168	<0.003 M	<0.003 M		<0.003 M	<0.003 M	
Sum of detected WHO 12 PCBs	<0.036 mg/kg	TM168	<0.036	<0.036		<0.036	<0.036	
Arsenic	<0.6 mg/kg	TM181	15.9 M	15.3 M	15.3 M	13.7 M	13.8 M	16.6 M
Barium	<0.6 mg/kg	TM181	99.3 #	107 #	117 #	65.9 #	85 #	158 #
Beryllium	<0.01 mg/kg	TM181	1.56 M	2.29 M	1.72 M	1.1 M	1.2 M	2.87 M

Validated

CERTIFICATE OF ANALYSIS

SDG:	191004-110	**Client Reference:**	70053735	**Report Number:**	527697
Location:	Maylands	**Order Number:**	70053735-S01	**Superseded Report:**	527629

Results Legend

#	ISO17025 accredited.
M	*m*CERTS accredited.
aq	Aqueous / settled sample.
diss.filt	Dissolved / filtered sample.
tot.unfilt	Total / unfiltered sample.
*	Subcontracted - refer to subcontractor report for accreditation status.
**	% recovery of the surrogate standard to check the efficiency of the method. The results of individual compounds within samples aren't corrected for the recovery
(F)	Trigger breach confirmed
1-3+§@	Sample deviation (see appendix)

Customer Sample Ref.			SP21C	SP22C	SP9D	SP22D	SP9E	SP21E
Depth (m)			0.30 - 0.50	0.60 - 0.80	0.90 - 1.10	0.80 - 1.00	0.50 - 0.70	0.30 - 0.50
Sample Type			Soil/Solid (S)	Soil/Solid (S)	Soil/Solid (S)	Soil/Solid (S)	Soil/Solid (S)	Soil/Solid (S)
Date Sampled			01/10/2019	02/10/2019	01/10/2019	04/10/2019	01/10/2019	01/10/2019
Sampled Time			-	-	-	-	-	-
Date Received			04/10/2019	04/10/2019	04/10/2019	04/10/2019	04/10/2019	04/10/2019
SDG Ref			191004-110	191004-110	191004-110	191004-110	191004-110	191004-110
Lab Sample No.(s)			20874988	20875115	20874845	20875123	20874856	20874998
AGS Reference			ES	ES	ES	ES	ES	ES
Component	**LOD/Units**	**Method**						
Cadmium	<0.02 mg/kg	TM181	0.24 M	0.0804 M	0.301 M	0.0561 M	2.44 M	0.512 M
Chromium	<0.9 mg/kg	TM181	26.4 M	34 M	26 M	32.3 M	29.7 M	25.8 M
Copper	<1.4 mg/kg	TM181	28.8 M	26.4 M	23.4 M	15.7 M	22.7 M	32.2 M
Lead	<0.7 mg/kg	TM181	50.5 M	29.5 M	51.3 M	29 M	45.5 M	168 M
Mercury	<0.14 mg/kg	TM181	<0.14 M	<0.14 M	<0.14 M	<0.14 M	<0.14 M	<0.14 M
Nickel	<0.2 mg/kg	TM181	28 M	34.3 M	28.4 M	17.7 M	21.9 M	66.7 M
Selenium	<1 mg/kg	TM181	<1 #	<1 #	<1 #	<1 #	<1 #	<1 #
Vanadium	<0.2 mg/kg	TM181	55.3 #	76.7 #	60.5 #	59.4 #	55 #	62.7 #
Zinc	<1.9 mg/kg	TM181	109 M	98.9 M	115 M	157 M	3730 M	124 M
ANC @ pH 4	<0.03 mol/kg	TM182		0.095				
ANC @ pH 6	<0.03 mol/kg	TM182		0.0351				
Boron, water soluble	<1 mg/kg	TM222	1.16 M	2.99 M	1.48 M	<1 M	1.08 M	1.2 M
Water Soluble Sulphate as SO4 2:1 Extract	<0.004 g/l	TM243	0.387 M	0.0921 M		0.122 M	0.289 M	
Asbestos Quantification - Gravimetric - %	<0.001 %	TM304		<0.001 #		0.0012 #		
Asbestos Quantification - PCOM Evaluation - %	<0.001 %	TM304		<0.001 #		<0.001 #		
Additional Asbestos Components (Using TM048)		TM304		None #		None #		
Analysts Comments		TM304		N/C		N/A		
Asbestos Quantification - Total - %	<0.001 %	TM304		<0.001 #		0.0012 #		
PAH Total 17 (inc Coronene) Moisture Corrected	<10 mg/kg	TM410		<10				
Coronene	<0.2 mg/kg	TM410		<0.2				

Validated

CERTIFICATE OF ANALYSIS

SDG:	191004-110	**Client Reference:**	70053735	**Report Number:**	527697
Location:	Maylands	**Order Number:**	70053735-S01	**Superseded Report:**	527629

Results Legend

#	ISO17025 accredited.
M	*m*CERTS accredited.
aq	Aqueous / settled sample.
diss.filt	Dissolved / filtered sample.
tot.unfilt	Total / unfiltered sample.
*	Subcontracted - refer to subcontractor report for accreditation status.
**	% recovery of the surrogate standard to check the efficiency of the method. The results of individual compounds within samples aren't corrected for the recovery
(F)	Trigger breach confirmed
1-3+5@	Sample deviation (see appendix)

Customer Sample Ref.			SP22E	SP9F	SP21F	SP22F	SP21G	SP22G
Depth (m)			0.20 - 0.40	0.80 - 1.00	0.40 - 0.60	0.50 - 0.70	0.20 - 0.40	0.30 - 0.50
Sample Type			Soil/Solid (S)	Soil/Solid (S)	Soil/Solid (S)	Soil/Solid (S)	Soil/Solid (S)	Soil/Solid (S)
Date Sampled			02/10/2019	01/10/2019	01/10/2019	02/10/2019	01/10/2019	02/10/2019
Sampled Time			.	.	.	.	.	.
Date Received			04/10/2019	04/10/2019	04/10/2019	04/10/2019	04/10/2019	04/10/2019
SDG Ref			191004-110	191004-110	191004-110	191004-110	191004-110	191004-110
Lab Sample No.(s)			20875129	20874863	20875007	20875137	20875017	20875142
AGS Reference			ES	ES	ES	ES	ES	ES
Component	**LOD/Units**	**Method**						
Moisture Content Ratio (% of as received sample)	%	PM024	23	22	16	23	13	16
Soil Organic Matter (SOM)	<0.35 %	TM132			3.1 #	1.43 #	1.59 #	1.69 #
pH	1 pH Units	TM133	8.04 M	8.17 M	11.4 M	7.88 M	11.2 M	8.37 M
Chromium, Hexavalent	<0.6 mg/kg	TM151	<0.6 #	<0.6 #	<0.6 #	<0.6 #	<0.6 #	<0.6 #
Cyanide, Total	<1 mg/kg	TM153			<1 M	<1 M	<1 M	<1 M
PCB congener 118	<0.003 mg/kg	TM168			<0.003 M	<0.003 M	0.00498 M	<0.003 M
PCB congener 81	<0.003 mg/kg	TM168			<0.003 M	<0.003 M	<0.003 M	<0.003 M
PCB congener 77	<0.003 mg/kg	TM168			<0.003 M	<0.003 M	<0.003 M	<0.003 M
PCB congener 123	<0.003 mg/kg	TM168			<0.003 M	<0.003 M	<0.003 M	<0.003 M
PCB congener 114	<0.003 mg/kg	TM168			<0.003 M	<0.003 M	<0.003 M	<0.003 M
PCB congener 105	<0.003 mg/kg	TM168			<0.003 M	<0.003 M	<0.003 M	<0.003 M
PCB congener 126	<0.003 mg/kg	TM168			<0.003 M	<0.003 M	<0.003 M	<0.003 M
PCB congener 167	<0.003 mg/kg	TM168			<0.003 M	<0.003 M	<0.003 M	<0.003 M
PCB congener 156	<0.003 mg/kg	TM168			<0.003 M	<0.003 M	<0.003 M	<0.003 M
PCB congener 157	<0.003 mg/kg	TM168			<0.003 M	<0.003 M	<0.003 M	<0.003 M
PCB congener 169	<0.003 mg/kg	TM168			<0.003 M	<0.003 M	<0.003 M	<0.003 M
PCB congener 189	<0.003 mg/kg	TM168			<0.003 M	<0.003 M	<0.003 M	<0.003 M
Sum of detected WHO 12 PCBs	<0.036 mg/kg	TM168			<0.036	<0.036	<0.036	<0.036
Arsenic	<0.6 mg/kg	TM181	16.9 M	14.9 M	12.7 M	16.3 M	11.5 M	13.5 M
Barium	<0.6 mg/kg	TM181	184 #	166 #	96.1 #	203 #	87.1 #	93.4 #
Beryllium	<0.01 mg/kg	TM181	3.25 M	3.19 M	1.16 M	2.81 M	1.05 M	1.17 M
Cadmium	<0.02 mg/kg	TM181	0.0528 M	0.0837 M	0.084 M	<0.02 M	0.103 M	0.342 M
Chromium	<0.9 mg/kg	TM181	31.1 M	26.1 M	19.3 M	29.9 M	17.8 M	19.3 M
Copper	<1.4 mg/kg	TM181	28.4 M	26.3 M	22.5 M	25.1 M	20 M	18.6 M
Lead	<0.7 mg/kg	TM181	32.4 M	38.9 M	35.6 M	29.2 M	38.8 M	57.3 M
Mercury	<0.14 mg/kg	TM181	<0.14 M	<0.14 M	<0.14 M	<0.14 M	<0.14 M	<0.14 M
Nickel	<0.2 mg/kg	TM181	45.5 M	43.9 M	24.1 M	39 M	21.3 M	20.4 M
Selenium	<1 mg/kg	TM181	<1 #	<1 #	<1 #	<1 #	<1 #	<1 #
Vanadium	<0.2 mg/kg	TM181	68.7 #	60.2 #	55.6 #	69.4 #	50.1 #	40.7 #
Zinc	<1.9 mg/kg	TM181	104 M	110 M	60.6 M	86.4 M	63.6 M	114 M
Boron, water soluble	<1 mg/kg	TM222	<1 M	<1 M	1.46 M	<1 M	1.67 M	<1 M
Water Soluble Sulphate as SO4 2:1 Extract	<0.004 g/l	TM243			0.187 M	0.162 M	0.224 M	0.176 M

Validated

CERTIFICATE OF ANALYSIS

SDG:	191004-110	**Client Reference:**	70053735	**Report Number:**	527697
Location:	Maylands	**Order Number:**	70053735-S01	**Superseded Report:**	527629

Results Legend

#	ISO17025 accredited.
M	*m*CERTS accredited.
aq	Aqueous / settled sample.
diss.filt	Dissolved / filtered sample.
tot.unfilt	Total / unfiltered sample.
*	Subcontracted - refer to subcontractor report for accreditation status.
**	% recovery of the surrogate standard to check the efficiency of the method. The results of individual compounds within samples aren't corrected for the recovery
(F)	Trigger breach confirmed
1-3+5@	Sample deviation (see appendix)

Customer Sample Ref.			SP21H	SP22H	SP21I	SP22I	SP21J	SP22J
Depth (m)			0.30 - 0.50	0.50 - 0.80	0.50 - 0.70	0.80 - 1.10	0.50 - 0.70	0.20 - 0.40
Sample Type			Soil/Solid (S)	Soil/Solid (S)	Soil/Solid (S)	Soil/Solid (S)	Soil/Solid (S)	Soil/Solid (S)
Date Sampled			01/10/2019	02/10/2019	01/10/2019	02/10/2019	01/10/2019	02/10/2019
Sampled Time			.	.	.	.	.	.
Date Received			04/10/2019	04/10/2019	04/10/2019	04/10/2019	04/10/2019	04/10/2019
SDG Ref			191004-110	191004-110	191004-110	191004-110	191004-110	191004-110
Lab Sample No.(s)			20875025	20875147	20875037	20875158	20875045	20875167
AGS Reference			ES	ES	ES	ES	ES	ES
Component	**LOD/Units**	**Method**						
Moisture Content Ratio (% of as received sample)	%	PM024	18	17	16	21	17	19
Soil Organic Matter (SOM)	<0.35 %	TM132			0.869 #	0.848 #		
pH	1 pH Units	TM133	8.35 M	8.42 M	10.9 M	8.98 M	8.87 M	8.38 M
Chromium, Hexavalent	<0.6 mg/kg	TM151	<0.6 #	<0.6 #	<0.6 #	<0.6 #	<0.6 #	<0.6 #
Cyanide, Total	<1 mg/kg	TM153			<1 M	<1 M		
PCB congener 118	<0.003 mg/kg	TM168			<0.003 M	<0.015 M		
PCB congener 81	<0.003 mg/kg	TM168			<0.003 M	<0.015 M		
PCB congener 77	<0.003 mg/kg	TM168			<0.003 M	<0.015 M		
PCB congener 123	<0.003 mg/kg	TM168			<0.003 M	<0.015 M		
PCB congener 114	<0.003 mg/kg	TM168			<0.003 M	<0.015 M		
PCB congener 105	<0.003 mg/kg	TM168			<0.003 M	<0.015 M		
PCB congener 126	<0.003 mg/kg	TM168			<0.003 M	<0.015 M		
PCB congener 167	<0.003 mg/kg	TM168			<0.003 M	<0.015 M		
PCB congener 156	<0.003 mg/kg	TM168			<0.003 M	<0.015 M		
PCB congener 157	<0.003 mg/kg	TM168			<0.003 M	<0.015 M		
PCB congener 169	<0.003 mg/kg	TM168			<0.003 M	<0.015 M		
PCB congener 189	<0.003 mg/kg	TM168			<0.003 M	<0.015 M		
Sum of detected WHO 12 PCBs	<0.036 mg/kg	TM168			<0.036	<0.18		
Arsenic	<0.6 mg/kg	TM181	13.9 M	11.8 M	11.8 M	15.1 M	13.3 M	15.6 M
Barium	<0.6 mg/kg	TM181	120 #	89.1 #	103 #	119 #	103 #	85.4 #
Beryllium	<0.01 mg/kg	TM181	3.4 M	1.22 M	3.33 M	1.79 M	2.74 M	1.73 M
Cadmium	<0.02 mg/kg	TM181	0.627 M	0.0998 M	0.246 M	0.159 M	0.431 M	0.0566 M
Chromium	<0.9 mg/kg	TM181	31.6 M	28.6 M	21.4 M	30.5 M	21.5 M	27.5 M
Copper	<1.4 mg/kg	TM181	30.8 M	14.5 M	21.6 M	23.3 M	24.3 M	18.7 M
Lead	<0.7 mg/kg	TM181	39.8 M	36.9 M	26.3 M	41.8 M	26.2 M	28.1 M
Mercury	<0.14 mg/kg	TM181	<0.14 M	<0.14 M	<0.14 M	<0.14 M	<0.14 M	<0.14 M
Nickel	<0.2 mg/kg	TM181	73.5 M	16.6 M	54.5 M	26 M	47.7 M	31.3 M
Selenium	<1 mg/kg	TM181	<1 #	<1 #	<1 #	<1 #	<1 #	<1 #
Vanadium	<0.2 mg/kg	TM181	67.6 #	52 #	48.7 #	60.2 #	51.4 #	58.9 #
Zinc	<1.9 mg/kg	TM181	125 M	49.6 M	81.5 M	94.4 M	89.2 M	64.1 M
Boron, water soluble	<1 mg/kg	TM222	<1 M	<1 M	1.12 M	1.46 M	1.15 M	<1 M
Water Soluble Sulphate as SO4 2:1 Extract	<0.004 g/l	TM243			0.157 M	0.187 M		

Validated

CERTIFICATE OF ANALYSIS

SDG:	191004-110	**Client Reference:**	70053735	**Report Number:**	527697
Location:	Maylands	**Order Number:**	70053735-S01	**Superseded Report:**	527629

Results Legend

#	ISO17025 accredited.
M	*m*CERTS accredited.
aq	Aqueous / settled sample.
diss.filt	Dissolved / filtered sample.
tot.unfilt	Total / unfiltered sample.
*	Subcontracted - refer to subcontractor report for accreditation status.
**	% recovery of the surrogate standard to check the efficiency of the method. The results of individual compounds within samples aren't corrected for the recovery
(F)	Trigger breach confirmed
1-3+5@	Sample deviation (see appendix)

Customer Sample Ref.			SP21K	SP22K	SP21L	SP22L	SP21M	SP22M
Depth (m)			0.80 - 1.00	0.10 - 0.30	0.70 - 0.90	0.30 - 0.50	0.20 - 0.40	0.50 - 0.80
Sample Type			Soil/Solid (S)	Soil/Solid (S)	Soil/Solid (S)	Soil/Solid (S)	Soil/Solid (S)	Soil/Solid (S)
Date Sampled			01/10/2019	02/10/2019	01/10/2019	02/10/2019	01/10/2019	02/10/2019
Sampled Time			.	.	.	.	.	.
Date Received			04/10/2019	04/10/2019	04/10/2019	04/10/2019	04/10/2019	04/10/2019
SDG Ref			191004-110	191004-110	191004-110	191004-110	191004-110	191004-110
Lab Sample No.(s)			20875053	20875180	20875064	20875185	20875083	20875192
AGS Reference			ES	ES	ES	ES	ES	ES
Component	**LOD/Units**	**Method**						
Moisture Content Ratio (% of as received sample)	%	PM024	24	20	19	20	13	16
Soil Organic Matter (SOM)	<0.35 %	TM132	0.583 #	0.643 #				<0.35 #
pH	1 pH Units	TM133	7.99 M	8.38 M	10.1 M	8.47 M	8.46 M	8.62 M
Chromium, Hexavalent	<0.6 mg/kg	TM151	<0.6 #	<0.6 #	<0.6 #	<0.6 #	<0.6 #	<0.6 #
Cyanide, Total	<1 mg/kg	TM153	<1 M	<1 M				<1 M
PCB congener 118	<0.003 mg/kg	TM168	<0.003 M	<0.003 M				<0.003 M
PCB congener 81	<0.003 mg/kg	TM168	<0.003 M	<0.003 M				<0.003 M
PCB congener 77	<0.003 mg/kg	TM168	<0.003 M	<0.003 M				<0.003 M
PCB congener 123	<0.003 mg/kg	TM168	<0.003 M	<0.003 M				<0.003 M
PCB congener 114	<0.003 mg/kg	TM168	<0.003 M	<0.003 M				<0.003 M
PCB congener 105	<0.003 mg/kg	TM168	<0.003 M	<0.003 M				<0.003 M
PCB congener 126	<0.003 mg/kg	TM168	<0.003 M	<0.003 M				<0.003 M
PCB congener 167	<0.003 mg/kg	TM168	<0.003 M	<0.003 M				<0.003 M
PCB congener 156	<0.003 mg/kg	TM168	<0.003 M	<0.003 M				<0.003 M
PCB congener 157	<0.003 mg/kg	TM168	<0.003 M	<0.003 M				<0.003 M
PCB congener 169	<0.003 mg/kg	TM168	<0.003 M	<0.003 M				<0.003 M
PCB congener 189	<0.003 mg/kg	TM168	<0.003 M	<0.003 M				<0.003 M
Sum of detected WHO 12 PCBs	<0.036 mg/kg	TM168	<0.036	<0.036				<0.036
Arsenic	<0.6 mg/kg	TM181	14.9 M	20.6 M	15.9 M	16.3 M	13.3 M	20.5 M
Barium	<0.6 mg/kg	TM181	162 #	91.6 #	116 #	92 #	122 #	59.7 #
Beryllium	<0.01 mg/kg	TM181	4.45 M	1.82 M	2.18 M	1.82 M	2.3 M	1.61 M
Cadmium	<0.02 mg/kg	TM181	0.576 M	<0.02 M	0.255 M	0.0792 M	0.127 M	0.0693 M
Chromium	<0.9 mg/kg	TM181	39 M	40.1 M	27.5 M	28.1 M	23 M	36.9 M
Copper	<1.4 mg/kg	TM181	40.6 M	19.4 M	31.8 M	22.1 M	19.7 M	19.9 M
Lead	<0.7 mg/kg	TM181	59.7 M	24.2 M	46.2 M	44.2 M	23.3 M	16.9 M
Mercury	<0.14 mg/kg	TM181	<0.14 M	<0.14 M	<0.14 M	<0.14 M	<0.14 M	<0.14 M
Nickel	<0.2 mg/kg	TM181	66.5 M	26.2 M	44.8 M	33.3 M	36.2 M	32.6 M
Selenium	<1 mg/kg	TM181	<1 #	<1 #	<1 #	<1 #	<1 #	<1 #
Vanadium	<0.2 mg/kg	TM181	82.2 #	75.9 #	57.8 #	61.9 #	52.5 #	74.4 #
Zinc	<1.9 mg/kg	TM181	125 M	61.9 M	103 M	73.4 M	65.2 M	60.9 M
Boron, water soluble	<1 mg/kg	TM222	<1 M	<1 M	1.63 M	1.32 M	<1 M	<1 M
Water Soluble Sulphate as SO4 2:1 Extract	<0.004 g/l	TM243	0.327 M	0.228 M				0.223 M

Validated

CERTIFICATE OF ANALYSIS

SDG:	191004-110	**Client Reference:**	70053735	**Report Number:**	527697
Location:	Maylands	**Order Number:**	70053735-S01	**Superseded Report:**	527629

Results Legend

#	ISO17025 accredited.
M	*m*CERTS accredited.
aq	Aqueous / settled sample.
diss.filt	Dissolved / filtered sample.
tot.unfilt	Total / unfiltered sample.
*	Subcontracted - refer to subcontractor report for accreditation status.
**	% recovery of the surrogate standard to check the efficiency of the method. The results of individual compounds within samples aren't corrected for the recovery
(F)	Trigger breach confirmed
1-3+5@	Sample deviation (see appendix)

Customer Sample Ref.			SP22N	SP22O	SP22P	SP22Q	SP22R	SP22S
Depth (m)			0.70 - 0.90	0.30 - 0.50	0.80 - 1.00	0.70 - 0.90	1.00 - 1.20	0.90 - 1.10
Sample Type			Soil/Solid (S)	Soil/Solid (S)	Soil/Solid (S)	Soil/Solid (S)	Soil/Solid (S)	Soil/Solid (S)
Date Sampled			02/10/2019	02/10/2019	02/10/2019	02/10/2019	02/10/2019	02/10/2019
Sampled Time			.	.	.	.	.	.
Date Received			04/10/2019	04/10/2019	04/10/2019	04/10/2019	04/10/2019	04/10/2019
SDG Ref			191004-110	191004-110	191004-110	191004-110	191004-110	191004-110
Lab Sample No.(s)			20875202	20875208	20875213	20875218	20875231	20875246
AGS Reference			ES	ES	ES	ES	ES	ES
Component	**LOD/Units**	**Method**						
Moisture Content Ratio (% of as received sample)	%	PM024	16	19	19	17	18	17
Soil Organic Matter (SOM)	<0.35 %	TM132		0.419 #			0.426 #	
pH	1 pH Units	TM133	11.2 M	8.29 M	9.71 M	8.26 M	8.58 M	8.11 M
Chromium, Hexavalent	<0.6 mg/kg	TM151	<0.6 #	<0.6 #	<0.6 #	<0.6 #	<0.6 #	<0.6 #
Cyanide, Total	<1 mg/kg	TM153		<1 M			<1 M	
PCB congener 118	<0.003 mg/kg	TM168		<0.003 M			<0.003 M	
PCB congener 81	<0.003 mg/kg	TM168		<0.003 M			<0.003 M	
PCB congener 77	<0.003 mg/kg	TM168		<0.003 M			<0.003 M	
PCB congener 123	<0.003 mg/kg	TM168		<0.003 M			<0.003 M	
PCB congener 114	<0.003 mg/kg	TM168		<0.003 M			<0.003 M	
PCB congener 105	<0.003 mg/kg	TM168		<0.003 M			<0.003 M	
PCB congener 126	<0.003 mg/kg	TM168		<0.003 M			<0.003 M	
PCB congener 167	<0.003 mg/kg	TM168		<0.003 M			<0.003 M	
PCB congener 156	<0.003 mg/kg	TM168		<0.003 M			<0.003 M	
PCB congener 157	<0.003 mg/kg	TM168		<0.003 M			<0.003 M	
PCB congener 169	<0.003 mg/kg	TM168		<0.003 M			<0.003 M	
PCB congener 189	<0.003 mg/kg	TM168		<0.003 M			<0.003 M	
Sum of detected WHO 12 PCBs	<0.036 mg/kg	TM168		<0.036			<0.036	
Arsenic	<0.6 mg/kg	TM181	12.4 M	18.6 M	12.8 M	16.2 M	15.6 M	13.8 M
Barium	<0.6 mg/kg	TM181	97.4 #	109 #	281 #	113 #	147 #	113 #
Beryllium	<0.01 mg/kg	TM181	1.28 M	3.21 M	2.8 M	1.29 M	2.99 M	1.64 M
Cadmium	<0.02 mg/kg	TM181	0.0942 M	0.125 M	0.259 M	0.168 M	0.153 M	<0.02 M
Chromium	<0.9 mg/kg	TM181	21 M	34.1 M	23.9 M	24.8 M	26.7 M	31.3 M
Copper	<1.4 mg/kg	TM181	21 M	31.3 M	21.5 M	15.2 M	25.4 M	23 M
Lead	<0.7 mg/kg	TM181	28.8 M	27.9 M	34.7 M	37.8 M	27.4 M	26.4 M
Mercury	<0.14 mg/kg	TM181	<0.14 M	<0.14 M	<0.14 M	<0.14 M	<0.14 M	<0.14 M
Nickel	<0.2 mg/kg	TM181	22.5 M	48.4 M	43.1 M	24.3 M	49.8 M	28 M
Selenium	<1 mg/kg	TM181	<1 #	<1 #	<1 #	<1 #	<1 #	<1 #
Vanadium	<0.2 mg/kg	TM181	53 #	82.8 #	51.4 #	48.4 #	63 #	74.7 #
Zinc	<1.9 mg/kg	TM181	53 M	101 M	82.8 M	61.2 M	87.2 M	69.9 M
Boron, water soluble	<1 mg/kg	TM222	1.15 M	<1 M	<1 M	<1 M	<1 M	<1 M
Water Soluble Sulphate as SO4 2:1 Extract	<0.004 g/l	TM243		0.0726 M			0.0998 M	

Validated

CERTIFICATE OF ANALYSIS

SDG:	191004-110	**Client Reference:**	70053735	**Report Number:**	527697
Location:	Maylands	**Order Number:**	70053735-S01	**Superseded Report:**	527629

Results Legend

#	ISO17025 accredited.
M	*m*CERTS accredited.
aq	Aqueous / settled sample.
diss.filt	Dissolved / filtered sample.
tot.unfilt	Total / unfiltered sample.
*	Subcontracted - refer to subcontractor report for accreditation status.
**	% recovery of the surrogate standard to check the efficiency of the method. The results of individual compounds within samples aren't corrected for the recovery
(F)	Trigger breach confirmed
1-3+5@	Sample deviation (see appendix)

Customer Sample Ref.			SP22T	SP22U				
Depth (m)			0.00 - 0.30	0.50 - 0.80				
Sample Type			Soil/Solid (S)	Soil/Solid (S)				
Date Sampled			02/10/2019	02/10/2019				
Sampled Time			.	.				
Date Received			04/10/2019	04/10/2019				
SDG Ref			191004-110	191004-110				
Lab Sample No.(s)			20875251	20875256				
AGS Reference			ES	ES				
Component	**LOD/Units**	**Method**						
Moisture Content Ratio (% of as received sample)	%	PM024	17	22				
pH	1 pH Units	TM133	8.36 M	8.16 M				
Chromium, Hexavalent	<0.6 mg/kg	TM151	<0.6 #	<0.6 #				
Arsenic	<0.6 mg/kg	TM181	18.1 M	15 M				
Barium	<0.6 mg/kg	TM181	108 #	135 #				
Beryllium	<0.01 mg/kg	TM181	1.48 M	3.47 M				
Cadmium	<0.02 mg/kg	TM181	0.396 M	0.219 M				
Chromium	<0.9 mg/kg	TM181	25.7 M	33.1 M				
Copper	<1.4 mg/kg	TM181	17.6 M	60.9 M				
Lead	<0.7 mg/kg	TM181	45.8 M	80.6 M				
Mercury	<0.14 mg/kg	TM181	<0.14 M	<0.14 M				
Nickel	<0.2 mg/kg	TM181	23.1 M	62.6 M				
Selenium	<1 mg/kg	TM181	<1 #	<1 #				
Vanadium	<0.2 mg/kg	TM181	49 #	81.2 #				
Zinc	<1.9 mg/kg	TM181	63.8 M	118 M				
Boron, water soluble	<1 mg/kg	TM222	<1 M	1.16 M				

Validated

CERTIFICATE OF ANALYSIS

SDG:	191004-110	**Client Reference:**	70053735	**Report Number:**	527697
Location:	Maylands	**Order Number:**	70053735-S01	**Superseded Report:**	527629

PAH by GCMS

Results Legend

#	ISO17025 accredited.
M	*m*CERTS accredited.
aq	Aqueous / settled sample.
diss.filt	Dissolved / filtered sample.
tot.unfilt	Total / unfiltered sample.
*	Subcontracted - refer to subcontractor report for accreditation status.
**	% recovery of the surrogate standard to check the efficiency of the method. The results of individual compounds within samples aren't corrected for the recovery
(F)	Trigger breach confirmed
1-3+5@	Sample deviation (see appendix)

Customer Sample Ref.			SP1	SP2	SP3	SP4	SP7	SP8
Depth (m)			0.10 - 0.30	0.10 - 0.30	0.30 - 0.50	0.00 - 0.20	0.30 - 0.50	0.50 - 0.70
Sample Type			Soil/Solid (S)	Soil/Solid (S)	Soil/Solid (S)	Soil/Solid (S)	Soil/Solid (S)	Soil/Solid (S)
Date Sampled			01/10/2019	01/10/2019	01/10/2019	01/10/2019	01/10/2019	01/10/2019
Sampled Time			.	.	.	.	.	.
Date Received			04/10/2019	04/10/2019	04/10/2019	04/10/2019	04/10/2019	04/10/2019
SDG Ref			191004-110	191004-110	191004-110	191004-110	191004-110	191004-110
Lab Sample No.(s)			20874818	20874896	20874963	20875076	20875239	20875272
AGS Reference			ES	ES	ES	ES	ES	ES
Component	**LOD/Units**	**Method**						
Naphthalene-d8 % recovery**	%	TM218	85.4	84.1	90.4	85	81.2	80.2
Acenaphthene-d10 % recovery**	%	TM218	87.8	80.8	85.7	86.8	86.3	84.2
Phenanthrene-d10 % recovery**	%	TM218	83.4	79.1	85.5	82.6	83	76.2
Chrysene-d12 % recovery**	%	TM218	85.5	76.6	85.4	87.1	82.4	79.2
Perylene-d12 % recovery**	%	TM218	84.2	73.7	83.9	85.8	76.1	77.7
Naphthalene	<0.009 mg/kg	TM218	<0.009 M	<0.009 M	<0.009 M	<0.009 M	<0.009 M	<0.045 M
Acenaphthylene	<0.012 mg/kg	TM218	<0.012 M	<0.012 M	<0.012 M	<0.012 M	<0.012 M	<0.06 M
Acenaphthene	<0.008 mg/kg	TM218	<0.008 M	0.0114 M	<0.008 M	<0.008 M	<0.008 M	<0.04 M
Fluorene	<0.01 mg/kg	TM218	<0.01 M	<0.01 M	<0.01 M	<0.01 M	<0.01 M	<0.05 M
Phenanthrene	<0.015 mg/kg	TM218	0.0276 M	0.125 M	0.0588 M	<0.015 M	0.0591 M	0.198 M
Anthracene	<0.016 mg/kg	TM218	<0.016 M	0.0375 M	<0.016 M	<0.016 M	0.0204 M	<0.08 M
Fluoranthene	<0.017 mg/kg	TM218	0.128 M	0.297 M	0.168 M	0.0315 M	0.217 M	0.545 M
Pyrene	<0.015 mg/kg	TM218	0.128 M	0.249 M	0.139 M	0.0311 M	0.185 M	0.443 M
Benz(a)anthracene	<0.014 mg/kg	TM218	0.0962 M	0.167 M	0.106 M	0.0225 M	0.135 M	0.321 M
Chrysene	<0.01 mg/kg	TM218	0.101 M	0.176 M	0.104 M	0.0207 M	0.136 M	0.335 M
Benzo(b)fluoranthene	<0.015 mg/kg	TM218	0.145 M	0.258 M	0.176 M	0.0364 M	0.194 M	0.524 M
Benzo(k)fluoranthene	<0.014 mg/kg	TM218	0.0471 M	0.0851 M	0.065 M	<0.014 M	0.0611 M	0.157 M
Benzo(a)pyrene	<0.015 mg/kg	TM218	0.0924 M	0.175 M	0.178 M	0.0236 M	0.134 M	0.351 M
Indeno(1,2,3-cd)pyrene	<0.018 mg/kg	TM218	0.0875 M	0.151 M	0.0937 M	0.0246 M	0.0969 M	0.359 M
Dibenzo(a,h)anthracene	<0.023 mg/kg	TM218	<0.023 M	<0.023 M	0.0274 M	<0.023 M	<0.023 M	<0.115 M
Benzo(g,h,i)perylene	<0.024 mg/kg	TM218	0.0665 M	0.135 M	0.145 M	<0.024 M	0.0849 M	0.274 M
PAH, Total Detected USEPA 16	<0.118 mg/kg	TM218	0.918	1.87	1.26	0.19	1.32	3.51

Validated

CERTIFICATE OF ANALYSIS

SDG:	191004-110	**Client Reference:**	70053735	**Report Number:**	527697
Location:	Maylands	**Order Number:**	70053735-S01	**Superseded Report:**	527629

PAH by GCMS

Results Legend

#	ISO17025 accredited.
M	*m*CERTS accredited.
aq	Aqueous / settled sample.
diss.filt	Dissolved / filtered sample.
tot.unfilt	Total / unfiltered sample.
*	Subcontracted - refer to subcontractor report for accreditation status.
**	% recovery of the surrogate standard to check the efficiency of the method. The results of individual compounds within samples aren't corrected for the recovery
(F)	Trigger breach confirmed
1-3+5@	Sample deviation (see appendix)

Customer Sample Ref.			SP14	SP15	SP20	SP24	SP25	SP26
Depth (m)			0.20 - 0.40	0.10 - 0.30	0.30 - 0.50	0.40 - 0.80	0.20 - 0.40	0.10 - 0.30
Sample Type			Soil/Solid (S)	Soil/Solid (S)	Soil/Solid (S)	Soil/Solid (S)	Soil/Solid (S)	Soil/Solid (S)
Date Sampled			01/10/2019	01/10/2019	01/10/2019	01/10/2019	01/10/2019	02/10/2019
Sampled Time			.	.	.	.	.	.
Date Received			04/10/2019	04/10/2019	04/10/2019	04/10/2019	04/10/2019	04/10/2019
SDG Ref			191004-110	191004-110	191004-110	191004-110	191004-110	191004-110
Lab Sample No.(s)			20874879	20874886	20874918	20874924	20874932	20875095
AGS Reference			ES	ES	ES	ES	ES	ES
Component	**LOD/Units**	**Method**						
Naphthalene-d8 % recovery**	%	TM218	87	83.4	86.3	105	82.6	82.9
Acenaphthene-d10 % recovery**	%	TM218	92.3	91.6	85.9	110	92.4	90.6
Phenanthrene-d10 % recovery**	%	TM218	89.7	85	85.2	111	77.6	87.4
Chrysene-d12 % recovery**	%	TM218	90.4	88	88.9	105	78	96.5
Perylene-d12 % recovery**	%	TM218	76.1	81	87.5	120	74.2	88
Naphthalene	<0.009 mg/kg	TM218	0.109 M	<0.18	<0.009 M	0.682 #	<0.18 #	<0.045 M
Acenaphthylene	<0.012 mg/kg	TM218	<0.06 M	<0.24	<0.012 M	1.54 #	<0.24 #	0.12 M
Acenaphthene	<0.008 mg/kg	TM218	0.0527 M	0.249	<0.008 M	14.3 #	<0.16 #	1.61 M
Fluorene	<0.01 mg/kg	TM218	<0.05 M	0.364	<0.01 M	10.8 #	<0.2 #	1.99 M
Phenanthrene	<0.015 mg/kg	TM218	0.831 M	2.06	0.0473 M	75.8 #	<0.3 #	23 M
Anthracene	<0.016 mg/kg	TM218	0.244 M	0.366	0.0205 M	31.1 #	<0.32 #	5.43 M
Fluoranthene	<0.017 mg/kg	TM218	2.33 M	2.25	0.302 M	220 #	<0.34 #	23.8 M
Pyrene	<0.015 mg/kg	TM218	2 M	1.72	0.254 M	164 #	<0.3 #	17.8 M
Benz(a)anthracene	<0.014 mg/kg	TM218	1.14 M	0.753	0.206 M	105 #	<0.28 #	9.42 M
Chrysene	<0.01 mg/kg	TM218	0.935 M	0.806	0.216 M	105 #	<0.2 #	8.57 M
Benzo(b)fluoranthene	<0.015 mg/kg	TM218	1.11 M	0.95	0.337 M	145 #	<0.3 #	10.4 M
Benzo(k)fluoranthene	<0.014 mg/kg	TM218	0.395 M	0.287	0.108 M	60.8 #	<0.28 #	3.63 M
Benzo(a)pyrene	<0.015 mg/kg	TM218	1.14 M	0.583	0.201 M	90.4 #	<0.3 #	7.05 M
Indeno(1,2,3-cd)pyrene	<0.018 mg/kg	TM218	0.783 M	0.518	0.189 M	73.1 #	<0.36 #	4.47 M
Dibenzo(a,h)anthracene	<0.023 mg/kg	TM218	0.139 M	<0.46	0.0301 M	13.4 #	<0.46 #	0.756 M
Benzo(g,h,i)perylene	<0.024 mg/kg	TM218	0.788 M	<0.48	0.141 M	55.3 #	<0.48 #	3.95 M
PAH, Total Detected USEPA 16	<0.118 mg/kg	TM218	12	10.9	2.05	1170	<2.36	122

Validated

CERTIFICATE OF ANALYSIS

SDG:	191004-110	**Client Reference:**	70053735	**Report Number:**	527697
Location:	Maylands	**Order Number:**	70053735-S01	**Superseded Report:**	527629

PAH by GCMS

Results Legend

#	ISO17025 accredited.
M	*m*CERTS accredited.
aq	Aqueous / settled sample.
diss.filt	Dissolved / filtered sample.
tot.unfilt	Total / unfiltered sample.
*	Subcontracted - refer to subcontractor report for accreditation status.
**	% recovery of the surrogate standard to check the efficiency of the method. The results of individual compounds within samples aren't corrected for the recovery
(F)	Trigger breach confirmed
1-3+5@	Sample deviation (see appendix)

Customer Sample Ref.			SP9A	SP21A	SP22A	SP23A	SP9B	SP21B
Depth (m)			0.30 - 0.50	0.80 - 1.00	0.20 - 0.40	0.50 - 0.70	0.70 - 1.00	0.50 - 0.70
Sample Type			Soil/Solid (S)	Soil/Solid (S)	Soil/Solid (S)	Soil/Solid (S)	Soil/Solid (S)	Soil/Solid (S)
Date Sampled			01/10/2019	01/10/2019	02/10/2019	01/10/2019	01/10/2019	01/10/2019
Sampled Time			.	.	.	.	.	.
Date Received			04/10/2019	04/10/2019	04/10/2019	04/10/2019	04/10/2019	04/10/2019
SDG Ref			191004-110	191004-110	191004-110	191004-110	191004-110	191004-110
Lab Sample No.(s)			20875281	20874953	20875101	20874939	20875297	20874976
AGS Reference			ES	ES	ES	ES	ES	ES
Component	**LOD/Units**	**Method**						
Naphthalene-d8 % recovery**	%	TM218	91.5	95.6	82.1	84.7	73.6	93.6
Acenaphthene-d10 % recovery**	%	TM218	95.2	95.1	86.7	88	74.9	89.4
Phenanthrene-d10 % recovery**	%	TM218	97.3	114	91.8	78.9	71.2	92.9
Chrysene-d12 % recovery**	%	TM218	83.8	97	79	85.9	72	99.2
Perylene-d12 % recovery**	%	TM218	76.1	80.3	72.1	84.2	70	101
Naphthalene	<0.009 mg/kg	TM218	<0.009 M	<0.09 M	<0.009 M	<0.045 M	0.0125 M	<0.045 M
Acenaphthylene	<0.012 mg/kg	TM218	<0.012 M	<0.12 M	<0.012 M	<0.06 M	<0.012 M	<0.06 M
Acenaphthene	<0.008 mg/kg	TM218	<0.008 M	<0.08 M	<0.008 M	<0.04 M	0.0108 M	<0.04 M
Fluorene	<0.01 mg/kg	TM218	<0.01 M	<0.1 M	<0.01 M	<0.05 M	<0.01 M	<0.05 M
Phenanthrene	<0.015 mg/kg	TM218	<0.015 M	0.388 M	0.0974 M	0.343 M	0.138 M	0.171 M
Anthracene	<0.016 mg/kg	TM218	<0.016 M	<0.16 M	0.0437 M	0.126 M	0.0452 M	<0.08 M
Fluoranthene	<0.017 mg/kg	TM218	0.0438 M	1.06 M	0.597 M	0.967 M	0.505 M	0.505 M
Pyrene	<0.015 mg/kg	TM218	0.0431 M	0.975 M	0.467 M	0.804 M	0.458 M	0.466 M
Benz(a)anthracene	<0.014 mg/kg	TM218	0.0243 M	0.619 M	0.349 M	0.657 M	0.347 M	0.349 M
Chrysene	<0.01 mg/kg	TM218	0.0218 M	0.547 M	0.312 M	0.674 M	0.324 M	0.28 M
Benzo(b)fluoranthene	<0.015 mg/kg	TM218	0.0374 M	0.684 M	0.477 M	1.21 M	0.582 M	0.802 M
Benzo(k)fluoranthene	<0.014 mg/kg	TM218	<0.014 M	0.243 M	0.168 M	0.363 M	0.192 M	0.285 M
Benzo(a)pyrene	<0.015 mg/kg	TM218	0.0318 M	0.679 M	0.368 M	0.759 M	0.369 M	0.573 M
Indeno(1,2,3-cd)pyrene	<0.018 mg/kg	TM218	0.0242 M	0.49 M	0.286 M	0.788 M	0.348 M	0.341 M
Dibenzo(a,h)anthracene	<0.023 mg/kg	TM218	<0.023 M	<0.23 M	0.0545 M	<0.115 M	0.0575 M	<0.115 M
Benzo(g,h,i)perylene	<0.024 mg/kg	TM218	<0.024 M	0.491 M	0.244 M	0.602 M	0.295 M	0.43 M
PAH, Total Detected USEPA 16	<0.118 mg/kg	TM218	0.226	6.18	3.46	7.29	3.68	4.2

Validated

CERTIFICATE OF ANALYSIS

SDG:	191004-110	**Client Reference:**	70053735	**Report Number:**	527697
Location:	Maylands	**Order Number:**	70053735-S01	**Superseded Report:**	527629

PAH by GCMS

Results Legend

#	ISO17025 accredited.
M	*m*CERTS accredited.
aq	Aqueous / settled sample.
diss.filt	Dissolved / filtered sample.
tot.unfilt	Total / unfiltered sample.
*	Subcontracted - refer to subcontractor report for accreditation status.
**	% recovery of the surrogate standard to check the efficiency of the method. The results of individual compounds within samples aren't corrected for the recovery
(F)	Trigger breach confirmed
1-3+5@	Sample deviation (see appendix)

Customer Sample Ref.			SP22B	SP23B	SP9C	SP21C	SP22C	SP9D
Depth (m)			0.40 - 0.60	0.70 - 1.00	0.80 - 1.00	0.30 - 0.50	0.60 - 0.80	0.90 - 1.10
Sample Type			Soil/Solid (S)	Soil/Solid (S)	Soil/Solid (S)	Soil/Solid (S)	Soil/Solid (S)	Soil/Solid (S)
Date Sampled			02/10/2019	01/10/2019	01/10/2019	01/10/2019	02/10/2019	01/10/2019
Sampled Time			.	.	.	.	.	.
Date Received			04/10/2019	04/10/2019	04/10/2019	04/10/2019	04/10/2019	04/10/2019
SDG Ref			191004-110	191004-110	191004-110	191004-110	191004-110	191004-110
Lab Sample No.(s)			20875109	20874945	20874835	20874988	20875115	20874845
AGS Reference			ES	ES	ES	ES	ES	ES
Component	**LOD/Units**	**Method**						
Naphthalene-d8 % recovery**	%	TM218	83.4	96.5	91.8	91.6	85.5	83.7
Acenaphthene-d10 % recovery**	%	TM218	89.5	100	95.5	96.1	87.9	85.9
Phenanthrene-d10 % recovery**	%	TM218	87.5	107	98.5	99.9	90.9	86.9
Chrysene-d12 % recovery**	%	TM218	90.4	92.9	87.7	85.4	98.4	90.5
Perylene-d12 % recovery**	%	TM218	86	79.8	78.3	76.6	102	85.8
Naphthalene	<0.009 mg/kg	TM218	<0.009 M	<0.045 M	<0.009 M	<0.009 M	<0.009 M	<0.009 M
Acenaphthylene	<0.012 mg/kg	TM218	<0.012 M	<0.06 M	<0.012 M	<0.012 M	<0.012 M	<0.012 M
Acenaphthene	<0.008 mg/kg	TM218	<0.008 M	0.057 M	0.0308 M	0.121 M	<0.008 M	<0.008 M
Fluorene	<0.01 mg/kg	TM218	<0.01 M	0.0579 M	0.0209 M	0.0965 M	<0.01 M	<0.01 M
Phenanthrene	<0.015 mg/kg	TM218	<0.015 M	0.729 M	0.224 M	1.08 M	<0.015 M	0.0447 M
Anthracene	<0.016 mg/kg	TM218	<0.016 M	0.207 M	0.0655 M	0.329 M	<0.016 M	<0.016 M
Fluoranthene	<0.017 mg/kg	TM218	0.0267 M	1.56 M	0.587 M	1.53 M	0.0291 M	0.206 M
Pyrene	<0.015 mg/kg	TM218	0.0255 M	1.16 M	0.491 M	1.12 M	<0.015 M	0.206 M
Benz(a)anthracene	<0.014 mg/kg	TM218	0.0243 M	0.818 M	0.267 M	0.638 M	0.0196 M	0.158 M
Chrysene	<0.01 mg/kg	TM218	0.0195 M	0.724 M	0.213 M	0.533 M	<0.01 M	0.172 M
Benzo(b)fluoranthene	<0.015 mg/kg	TM218	0.0431 M	1.06 M	0.305 M	0.652 M	0.026 M	0.299 M
Benzo(k)fluoranthene	<0.014 mg/kg	TM218	<0.014 M	0.349 M	0.115 M	0.264 M	<0.014 M	0.101 M
Benzo(a)pyrene	<0.015 mg/kg	TM218	0.0277 M	0.869 M	0.26 M	0.543 M	<0.015 M	0.181 M
Indeno(1,2,3-cd)pyrene	<0.018 mg/kg	TM218	0.0235 M	0.724 M	0.194 M	0.372 M	<0.018 M	0.146 M
Dibenzo(a,h)anthracene	<0.023 mg/kg	TM218	<0.023 M	<0.115 M	0.0339 M	0.0686 M	<0.023 M	<0.023 M
Benzo(g,h,i)perylene	<0.024 mg/kg	TM218	<0.024 M	0.649 M	0.176 M	0.305 M	<0.024 M	0.136 M
PAH, Total Detected USEPA 16	<0.118 mg/kg	TM218	0.19	8.97	2.98	7.65	<0.118	1.65

Validated

CERTIFICATE OF ANALYSIS

SDG:	191004-110	**Client Reference:**	70053735	**Report Number:**	527697
Location:	Maylands	**Order Number:**	70053735-S01	**Superseded Report:**	527629

PAH by GCMS

Results Legend

#	ISO17025 accredited.
M	*m*CERTS accredited.
aq	Aqueous / settled sample.
diss.filt	Dissolved / filtered sample.
tot.unfilt	Total / unfiltered sample.
*	Subcontracted - refer to subcontractor report for accreditation status.
**	% recovery of the surrogate standard to check the efficiency of the method. The results of individual compounds within samples aren't corrected for the recovery
(F)	Trigger breach confirmed
1-3+5@	Sample deviation (see appendix)

Customer Sample Ref.			SP22D	SP9E	SP21E	SP22E	SP9F	SP21F
Depth (m)			0.80 - 1.00	0.50 - 0.70	0.30 - 0.50	0.20 - 0.40	0.80 - 1.00	0.40 - 0.60
Sample Type			Soil/Solid (S)	Soil/Solid (S)	Soil/Solid (S)	Soil/Solid (S)	Soil/Solid (S)	Soil/Solid (S)
Date Sampled			04/10/2019	01/10/2019	01/10/2019	02/10/2019	01/10/2019	01/10/2019
Sampled Time			.	.	.	.	.	.
Date Received			04/10/2019	04/10/2019	04/10/2019	04/10/2019	04/10/2019	04/10/2019
SDG Ref			191004-110	191004-110	191004-110	191004-110	191004-110	191004-110
Lab Sample No.(s)			20875123	20874856	20874998	20875129	20874863	20875007
AGS Reference			ES	ES	ES	ES	ES	ES
Component	**LOD/Units**	**Method**						
Naphthalene-d8 % recovery**	%	TM218	91.4	86.8	81.4	83.3	101	89.2
Acenaphthene-d10 % recovery**	%	TM218	96.7	92.9	84.5	89.3	102	87.9
Phenanthrene-d10 % recovery**	%	TM218	99.5	95.8	85.6	86.3	105	97.9
Chrysene-d12 % recovery**	%	TM218	87.7	83.8	87.4	92.7	118	87.8
Perylene-d12 % recovery**	%	TM218	76.9	72.5	81.3	85.5	115	75.4
Naphthalene	<0.009 mg/kg	TM218	<0.009 M	<0.009 M	<0.009 M	<0.009 M	<0.009 M	<0.045 M
Acenaphthylene	<0.012 mg/kg	TM218	<0.012 M	<0.012 M	<0.012 M	<0.012 M	<0.012 M	<0.06 M
Acenaphthene	<0.008 mg/kg	TM218	<0.008 M	<0.008 M	<0.008 M	<0.008 M	<0.008 M	<0.04 M
Fluorene	<0.01 mg/kg	TM218	<0.01 M	<0.01 M	<0.01 M	<0.01 M	<0.01 M	<0.05 M
Phenanthrene	<0.015 mg/kg	TM218	0.0414 M	0.0227 M	0.0785 M	<0.015 M	<0.015 M	0.27 M
Anthracene	<0.016 mg/kg	TM218	<0.016 M	<0.016 M	0.0202 M	<0.016 M	<0.016 M	<0.08 M
Fluoranthene	<0.017 mg/kg	TM218	0.0863 M	0.0651 M	0.182 M	<0.017 M	0.0532 M	0.885 M
Pyrene	<0.015 mg/kg	TM218	0.0748 M	0.0608 M	0.156 M	<0.015 M	0.0498 M	0.667 M
Benz(a)anthracene	<0.014 mg/kg	TM218	0.0459 M	0.0355 M	0.119 M	<0.014 M	0.0374 M	0.294 M
Chrysene	<0.01 mg/kg	TM218	0.0432 M	0.0294 M	0.106 M	<0.01 M	0.0299 M	0.251 M
Benzo(b)fluoranthene	<0.015 mg/kg	TM218	0.0664 M	0.0423 M	0.179 M	<0.015 M	0.0703 M	0.239 M
Benzo(k)fluoranthene	<0.014 mg/kg	TM218	0.0262 M	<0.014 M	0.0581 M	<0.014 M	0.0277 M	0.105 M
Benzo(a)pyrene	<0.015 mg/kg	TM218	0.0608 M	0.0405 M	0.113 M	<0.015 M	0.0417 M	0.236 M
Indeno(1,2,3-cd)pyrene	<0.018 mg/kg	TM218	0.0525 M	0.0312 M	0.0869 M	<0.018 M	0.0354 M	0.173 M
Dibenzo(a,h)anthracene	<0.023 mg/kg	TM218	<0.023 M	<0.023 M	<0.023 M	<0.023 M	<0.023 M	<0.115 M
Benzo(g,h,i)perylene	<0.024 mg/kg	TM218	0.0482 M	0.0328 M	0.0843 M	<0.024 M	0.0371 M	0.147 M
PAH, Total Detected USEPA 16	<0.118 mg/kg	TM218	0.546	0.36	1.18	<0.118	0.383	3.27

Validated

CERTIFICATE OF ANALYSIS

SDG:	191004-110	**Client Reference:**	70053735	**Report Number:**	527697
Location:	Maylands	**Order Number:**	70053735-S01	**Superseded Report:**	527629

PAH by GCMS

Results Legend

#	ISO17025 accredited.
M	*m*CERTS accredited.
aq	Aqueous / settled sample.
diss.filt	Dissolved / filtered sample.
tot.unfilt	Total / unfiltered sample.
*	Subcontracted - refer to subcontractor report for accreditation status.
**	% recovery of the surrogate standard to check the efficiency of the method. The results of individual compounds within samples aren't corrected for the recovery
(F)	Trigger breach confirmed
1-3+5@	Sample deviation (see appendix)

Customer Sample Ref.			SP22F	SP21G	SP22G	SP21H	SP22H	SP21I
Depth (m)			0.50 - 0.70	0.20 - 0.40	0.30 - 0.50	0.30 - 0.50	0.50 - 0.80	0.50 - 0.70
Sample Type			Soil/Solid (S)	Soil/Solid (S)	Soil/Solid (S)	Soil/Solid (S)	Soil/Solid (S)	Soil/Solid (S)
Date Sampled			02/10/2019	01/10/2019	02/10/2019	01/10/2019	02/10/2019	01/10/2019
Sampled Time			.	.	.	.	.	.
Date Received			04/10/2019	04/10/2019	04/10/2019	04/10/2019	04/10/2019	04/10/2019
SDG Ref			191004-110	191004-110	191004-110	191004-110	191004-110	191004-110
Lab Sample No.(s)			20875137	20875017	20875142	20875025	20875147	20875037
AGS Reference			ES	ES	ES	ES	ES	ES
Component	**LOD/Units**	**Method**						
Naphthalene-d8 % recovery**	%	TM218	84.5	88.6	91.8	88.9	97.7	91.4
Acenaphthene-d10 % recovery**	%	TM218	90.3	89.9	95.6	93.6	98	95.3
Phenanthrene-d10 % recovery**	%	TM218	93	93.4	99.2	83.6	102	95.3
Chrysene-d12 % recovery**	%	TM218	82	80.8	88.6	86.3	107	85.4
Perylene-d12 % recovery**	%	TM218	71.4	72.2	76.8	86.9	107	74.1
Naphthalene	<0.009 mg/kg	TM218	<0.009 M	0.0137 M	<0.009 M	<0.045 M	<0.009 M	<0.009 M
Acenaphthylene	<0.012 mg/kg	TM218	<0.012 M	0.0188 M	<0.012 M	<0.06 M	<0.012 M	<0.012 M
Acenaphthene	<0.008 mg/kg	TM218	<0.008 M	0.146 M	<0.008 M	<0.04 M	<0.008 M	<0.008 M
Fluorene	<0.01 mg/kg	TM218	<0.01 M	0.102 M	<0.01 M	<0.05 M	<0.01 M	<0.01 M
Phenanthrene	<0.015 mg/kg	TM218	<0.015 M	1.01 M	0.0437 M	<0.075 M	<0.015 M	0.0316 M
Anthracene	<0.016 mg/kg	TM218	<0.016 M	0.311 M	<0.016 M	<0.08 M	<0.016 M	<0.016 M
Fluoranthene	<0.017 mg/kg	TM218	<0.017 M	1.61 M	0.213 M	<0.085 M	0.0221 M	0.133 M
Pyrene	<0.015 mg/kg	TM218	<0.015 M	1.19 M	0.178 M	<0.075 M	0.03 M	0.126 M
Benz(a)anthracene	<0.014 mg/kg	TM218	<0.014 M	0.735 M	0.121 M	<0.07 M	0.0195 M	0.0784 M
Chrysene	<0.01 mg/kg	TM218	<0.01 M	0.61 M	0.0945 M	<0.05 M	0.0162 M	0.0733 M
Benzo(b)fluoranthene	<0.015 mg/kg	TM218	<0.015 M	0.778 M	0.169 M	<0.075 M	0.0431 M	0.103 M
Benzo(k)fluoranthene	<0.014 mg/kg	TM218	<0.014 M	0.272 M	0.0511 M	<0.07 M	0.017 M	0.032 M
Benzo(a)pyrene	<0.015 mg/kg	TM218	<0.015 M	0.623 M	0.142 M	<0.075 M	0.0303 M	0.0755 M
Indeno(1,2,3-cd)pyrene	<0.018 mg/kg	TM218	<0.018 M	0.434 M	0.118 M	<0.09 M	0.0303 M	0.0629 M
Dibenzo(a,h)anthracene	<0.023 mg/kg	TM218	<0.023 M	0.0782 M	<0.023 M	<0.115 M	<0.023 M	<0.023 M
Benzo(g,h,i)perylene	<0.024 mg/kg	TM218	<0.024 M	0.379 M	0.103 M	<0.12 M	<0.024 M	0.051 M
PAH, Total Detected USEPA 16	<0.118 mg/kg	TM218	<0.118	8.32	1.23	<0.59	0.208	0.766

Validated

CERTIFICATE OF ANALYSIS

SDG:	191004-110	**Client Reference:**	70053735	**Report Number:**	527697
Location:	Maylands	**Order Number:**	70053735-S01	**Superseded Report:**	527629

PAH by GCMS

Results Legend

#	ISO17025 accredited.
M	*m*CERTS accredited.
aq	Aqueous / settled sample.
diss.filt	Dissolved / filtered sample.
tot.unfilt	Total / unfiltered sample.
*	Subcontracted - refer to subcontractor report for accreditation status.
**	% recovery of the surrogate standard to check the efficiency of the method. The results of individual compounds within samples aren't corrected for the recovery
(F)	Trigger breach confirmed
1-3+5@	Sample deviation (see appendix)

Customer Sample Ref.			SP22I	SP21J	SP22J	SP21K	SP22K	SP21L
Depth (m)			0.80 - 1.10	0.50 - 0.70	0.20 - 0.40	0.80 - 1.00	0.10 - 0.30	0.70 - 0.90
Sample Type			Soil/Solid (S)	Soil/Solid (S)	Soil/Solid (S)	Soil/Solid (S)	Soil/Solid (S)	Soil/Solid (S)
Date Sampled			02/10/2019	01/10/2019	02/10/2019	01/10/2019	02/10/2019	01/10/2019
Sampled Time			.	.	.	.	.	.
Date Received			04/10/2019	04/10/2019	04/10/2019	04/10/2019	04/10/2019	04/10/2019
SDG Ref			191004-110	191004-110	191004-110	191004-110	191004-110	191004-110
Lab Sample No.(s)			20875158	20875045	20875167	20875053	20875180	20875064
AGS Reference			ES	ES	ES	ES	ES	ES
Component	**LOD/Units**	**Method**						
Naphthalene-d8 % recovery**	%	TM218	91.2	98.2	89.9	90.8	91.1	98
Acenaphthene-d10 % recovery**	%	TM218	97.6	101	84.6	95.2	97.8	101
Phenanthrene-d10 % recovery**	%	TM218	101	107	84.3	96.1	99.8	106
Chrysene-d12 % recovery**	%	TM218	95.7	112	83.1	90.2	86.9	118
Perylene-d12 % recovery**	%	TM218	88.8	106	79.3	78.9	77.2	114
Naphthalene	<0.009 mg/kg	TM218	<0.045 M	<0.009 M	<0.009 M	<0.009 M	<0.009 M	0.0141 M
Acenaphthylene	<0.012 mg/kg	TM218	<0.06 M	<0.012 M	<0.012 M	<0.012 M	<0.012 M	0.0166 M
Acenaphthene	<0.008 mg/kg	TM218	<0.04 M	<0.008 M	<0.008 M	<0.008 M	<0.008 M	0.0231 M
Fluorene	<0.01 mg/kg	TM218	<0.05 M	<0.01 M	<0.01 M	<0.01 M	<0.01 M	0.0186 M
Phenanthrene	<0.015 mg/kg	TM218	<0.075 M	<0.015 M	<0.015 M	<0.015 M	0.085 M	0.168 M
Anthracene	<0.016 mg/kg	TM218	<0.08 M	<0.016 M	<0.016 M	<0.016 M	0.0305 M	0.0702 M
Fluoranthene	<0.017 mg/kg	TM218	<0.085 M	0.0417 M	<0.017 M	0.0244 M	0.282 M	0.746 M
Pyrene	<0.015 mg/kg	TM218	0.101 M	0.0403 M	<0.015 M	0.0238 M	0.231 M	0.955 M
Benz(a)anthracene	<0.014 mg/kg	TM218	<0.07 M	0.0223 M	<0.014 M	<0.014 M	0.157 M	0.528 M
Chrysene	<0.01 mg/kg	TM218	<0.05 M	0.0168 M	<0.01 M	<0.01 M	0.141 M	0.505 M
Benzo(b)fluoranthene	<0.015 mg/kg	TM218	<0.075 M	0.0308 M	<0.015 M	<0.015 M	0.209 M	0.797 M
Benzo(k)fluoranthene	<0.014 mg/kg	TM218	<0.07 M	<0.014 M	<0.014 M	<0.014 M	0.0689 M	0.313 M
Benzo(a)pyrene	<0.015 mg/kg	TM218	<0.075 M	0.0207 M	<0.015 M	<0.015 M	0.183 M	0.535 M
Indeno(1,2,3-cd)pyrene	<0.018 mg/kg	TM218	<0.09 M	<0.018 M	<0.018 M	<0.018 M	0.142 M	0.388 M
Dibenzo(a,h)anthracene	<0.023 mg/kg	TM218	<0.115 M	<0.023 M	<0.023 M	<0.023 M	<0.023 M	0.0633 M
Benzo(g,h,i)perylene	<0.024 mg/kg	TM218	<0.12 M	<0.024 M	<0.024 M	<0.024 M	0.126 M	0.358 M
PAH, Total Detected USEPA 16	<0.118 mg/kg	TM218	<0.59	0.173	<0.118	<0.118	1.65	5.5

Validated

CERTIFICATE OF ANALYSIS

SDG:	191004-110	**Client Reference:**	70053735	**Report Number:**	527697
Location:	Maylands	**Order Number:**	70053735-S01	**Superseded Report:**	527629

PAH by GCMS

Results Legend

#	ISO17025 accredited.
M	*m*CERTS accredited.
aq	Aqueous / settled sample.
diss.filt	Dissolved / filtered sample.
tot.unfilt	Total / unfiltered sample.
*	Subcontracted - refer to subcontractor report for accreditation status.
**	% recovery of the surrogate standard to check the efficiency of the method. The results of individual compounds within samples aren't corrected for the recovery
(F)	Trigger breach confirmed
1-3+5@	Sample deviation (see appendix)

Customer Sample Ref.			SP22L	SP21M	SP22M	SP22N	SP22O	SP22P
Depth (m)			0.30 - 0.50	0.20 - 0.40	0.50 - 0.80	0.70 - 0.90	0.30 - 0.50	0.80 - 1.00
Sample Type			Soil/Solid (S)	Soil/Solid (S)	Soil/Solid (S)	Soil/Solid (S)	Soil/Solid (S)	Soil/Solid (S)
Date Sampled			02/10/2019	01/10/2019	02/10/2019	02/10/2019	02/10/2019	02/10/2019
Sampled Time			.	.	.	.	.	.
Date Received			04/10/2019	04/10/2019	04/10/2019	04/10/2019	04/10/2019	04/10/2019
SDG Ref			191004-110	191004-110	191004-110	191004-110	191004-110	191004-110
Lab Sample No.(s)			20875185	20875083	20875192	20875202	20875208	20875213
AGS Reference			ES	ES	ES	ES	ES	ES
Component	**LOD/Units**	**Method**						
Naphthalene-d8 % recovery**	%	TM218	99.7	83.5	91.8	90.6	92.2	81.8
Acenaphthene-d10 % recovery**	%	TM218	99.2	89	97.6	80	98.1	86.8
Phenanthrene-d10 % recovery**	%	TM218	108	88	101	83.6	101	84.8
Chrysene-d12 % recovery**	%	TM218	123	94.4	88.6	83.3	86.6	88.1
Perylene-d12 % recovery**	%	TM218	122	83.9	77.3	80.6	79.1	80.5
Naphthalene	<0.009 mg/kg	TM218	0.941 M	<0.009 M	<0.009 M	0.0144 M	<0.009 M	<0.009 M
Acenaphthylene	<0.012 mg/kg	TM218	<0.06 M	<0.012 M	<0.012 M	0.0194 M	<0.012 M	<0.012 M
Acenaphthene	<0.008 mg/kg	TM218	<0.04 M	0.207 M	<0.008 M	<0.008 M	<0.008 M	<0.008 M
Fluorene	<0.01 mg/kg	TM218	<0.05 M	0.12 M	<0.01 M	<0.01 M	<0.01 M	<0.01 M
Phenanthrene	<0.015 mg/kg	TM218	0.103 M	1.33 M	0.0493 M	0.131 M	0.0188 M	0.0241 M
Anthracene	<0.016 mg/kg	TM218	<0.08 M	0.355 M	<0.016 M	0.0479 M	<0.016 M	<0.016 M
Fluoranthene	<0.017 mg/kg	TM218	0.176 M	2.12 M	0.145 M	0.502 M	0.0956 M	0.0939 M
Pyrene	<0.015 mg/kg	TM218	0.183 M	1.47 M	0.119 M	0.453 M	0.0794 M	0.0915 M
Benz(a)anthracene	<0.014 mg/kg	TM218	0.114 M	0.967 M	0.0641 M	0.242 M	0.0576 M	0.0624 M
Chrysene	<0.01 mg/kg	TM218	0.173 M	0.96 M	0.0606 M	0.206 M	0.0498 M	0.065 M
Benzo(b)fluoranthene	<0.015 mg/kg	TM218	0.21 M	1.21 M	0.0611 M	0.242 M	0.079 M	0.0854 M
Benzo(k)fluoranthene	<0.014 mg/kg	TM218	<0.07 M	0.439 M	0.0293 M	0.1 M	0.0278 M	0.0278 M
Benzo(a)pyrene	<0.015 mg/kg	TM218	0.154 M	0.707 M	0.063 M	0.216 M	0.0659 M	0.0577 M
Indeno(1,2,3-cd)pyrene	<0.018 mg/kg	TM218	0.142 M	0.563 M	0.049 M	0.108 M	0.0475 M	0.0391 M
Dibenzo(a,h)anthracene	<0.023 mg/kg	TM218	<0.115 M	0.105 M	<0.023 M	0.028 M	<0.023 M	<0.023 M
Benzo(g,h,i)perylene	<0.024 mg/kg	TM218	<0.12 M	0.48 M	0.0436 M	0.152 M	0.0454 M	0.0401 M
PAH, Total Detected USEPA 16	<0.118 mg/kg	TM218	2.2	11	0.685	2.46	0.567	0.587

Validated

CERTIFICATE OF ANALYSIS

SDG:	191004-110	**Client Reference:**	70053735	**Report Number:**	527697
Location:	Maylands	**Order Number:**	70053735-S01	**Superseded Report:**	527629

PAH by GCMS

Results Legend

#	ISO17025 accredited.
M	*m*CERTS accredited.
aq	Aqueous / settled sample.
diss.filt	Dissolved / filtered sample.
tot.unfilt	Total / unfiltered sample.
*	Subcontracted - refer to subcontractor report for accreditation status.
**	% recovery of the surrogate standard to check the efficiency of the method. The results of individual compounds within samples aren't corrected for the recovery
(F)	Trigger breach confirmed
1-3+5@	Sample deviation (see appendix)

Customer Sample Ref.			SP22Q	SP22R	SP22S	SP22T	SP22U
Depth (m)			0.70 - 0.90	1.00 - 1.20	0.90 - 1.10	0.00 - 0.30	0.50 - 0.80
Sample Type			Soil/Solid (S)	Soil/Solid (S)	Soil/Solid (S)	Soil/Solid (S)	Soil/Solid (S)
Date Sampled			02/10/2019	02/10/2019	02/10/2019	02/10/2019	02/10/2019
Sampled Time			.	.	.	.	.
Date Received			04/10/2019	04/10/2019	04/10/2019	04/10/2019	04/10/2019
SDG Ref			191004-110	191004-110	191004-110	191004-110	191004-110
Lab Sample No.(s)			20875218	20875231	20875246	20875251	20875256
AGS Reference			ES	ES	ES	ES	ES
Component	**LOD/Units**	**Method**					
Naphthalene-d8 % recovery**	%	TM218	90.8	91.2	80	82.9	82.4
Acenaphthene-d10 % recovery**	%	TM218	85	97.7	83.8	88.1	88.8
Phenanthrene-d10 % recovery**	%	TM218	84.4	103	81.5	85	86.4
Chrysene-d12 % recovery**	%	TM218	83.6	96.2	86.5	86.9	92
Perylene-d12 % recovery**	%	TM218	81.2	86.8	78.4	82.1	83.4
Naphthalene	<0.009 mg/kg	TM218	<0.009 M	<0.009 M	<0.009 M	<0.009 M	<0.009 M
Acenaphthylene	<0.012 mg/kg	TM218	<0.012 M	<0.012 M	<0.012 M	<0.012 M	<0.012 M
Acenaphthene	<0.008 mg/kg	TM218	<0.008 M	<0.008 M	0.026 M	<0.008 M	<0.008 M
Fluorene	<0.01 mg/kg	TM218	<0.01 M	<0.01 M	0.0234 M	<0.01 M	<0.01 M
Phenanthrene	<0.015 mg/kg	TM218	0.0495 M	0.0199 M	0.227 M	0.0199 M	<0.015 M
Anthracene	<0.016 mg/kg	TM218	<0.016 M	<0.016 M	0.0569 M	<0.016 M	<0.016 M
Fluoranthene	<0.017 mg/kg	TM218	0.134 M	0.0643 M	0.344 M	0.0464 M	0.0771 M
Pyrene	<0.015 mg/kg	TM218	0.107 M	0.0552 M	0.237 M	0.0379 M	0.0725 M
Benz(a)anthracene	<0.014 mg/kg	TM218	0.0651 M	0.0367 M	0.147 M	0.0259 M	0.0577 M
Chrysene	<0.01 mg/kg	TM218	0.0536 M	0.0302 M	0.137 M	0.0229 M	0.0513 M
Benzo(b)fluoranthene	<0.015 mg/kg	TM218	0.0733 M	0.042 M	0.156 M	0.0362 M	0.105 M
Benzo(k)fluoranthene	<0.014 mg/kg	TM218	0.0317 M	<0.014 M	0.0515 M	<0.014 M	0.0371 M
Benzo(a)pyrene	<0.015 mg/kg	TM218	0.0649 M	0.0398 M	0.091 M	0.0222 M	0.066 M
Indeno(1,2,3-cd)pyrene	<0.018 mg/kg	TM218	0.0344 M	0.0329 M	0.0562 M	<0.018 M	0.0567 M
Dibenzo(a,h)anthracene	<0.023 mg/kg	TM218	<0.023 M	<0.023 M	<0.023 M	<0.023 M	<0.023 M
Benzo(g,h,i)perylene	<0.024 mg/kg	TM218	0.0501 M	0.0299 M	0.0473 M	<0.024 M	0.0546 M
PAH, Total Detected USEPA 16	<0.118 mg/kg	TM218	0.664	0.351	1.6	0.211	0.578

CERTIFICATE OF ANALYSIS

SDG:	191004-110	**Client Reference:**	70053735	**Report Number:**	527697
Location:	Maylands	**Order Number:**	70053735-S01	**Superseded Report:**	527629

Semi Volatile Organic Compounds

Results Legend

#	ISO17025 accredited.
M	*m*CERTS accredited.
aq	Aqueous / settled sample.
diss.filt	Dissolved / filtered sample.
tot.unfilt	Total / unfiltered sample.
*	Subcontracted - refer to subcontractor report for accreditation status.
**	% recovery of the surrogate standard to check the efficiency of the method. The results of individual compounds within samples aren't corrected for the recovery
(F)	Trigger breach confirmed
1-3+5@	Sample deviation (see appendix)

Customer Sample Ref.			SP9A	SP21A	SP22A	SP23B	SP9C	SP21C
Depth (m)			0.30 - 0.50	0.80 - 1.00	0.20 - 0.40	0.70 - 1.00	0.80 - 1.00	0.30 - 0.50
Sample Type			Soil/Solid (S)	Soil/Solid (S)	Soil/Solid (S)	Soil/Solid (S)	Soil/Solid (S)	Soil/Solid (S)
Date Sampled			01/10/2019	01/10/2019	02/10/2019	01/10/2019	01/10/2019	01/10/2019
Sampled Time			.	.	.	.	.	.
Date Received			04/10/2019	04/10/2019	04/10/2019	04/10/2019	04/10/2019	04/10/2019
SDG Ref			191004-110	191004-110	191004-110	191004-110	191004-110	191004-110
Lab Sample No.(s)			20875281	20874953	20875101	20874945	20874835	20874988
AGS Reference			ES	ES	ES	ES	ES	ES
Component	**LOD/Units**	**Method**						
Phenol	<0.1 mg/kg	TM157	<0.1	<0.1	<0.1	<0.5	<0.1	<0.1
Pentachlorophenol	<0.1 mg/kg	TM157	<0.1	<0.1	<0.1	<0.5	<0.1	<0.1
n-Nitroso-n-dipropylamine	<0.1 mg/kg	TM157	<0.1	<0.1	<0.1	<0.5	<0.1	<0.1
Nitrobenzene	<0.1 mg/kg	TM157	<0.1	<0.1	<0.1	<0.5	<0.1	<0.1
Isophorone	<0.1 mg/kg	TM157	<0.1	<0.1	<0.1	<0.5	<0.1	<0.1
Hexachloroethane	<0.1 mg/kg	TM157	<0.1	<0.1	<0.1	<0.5	<0.1	<0.1
Hexachlorocyclopentadiene	<0.1 mg/kg	TM157	<0.1	<0.1	<0.1	<0.5	<0.1	<0.1
Hexachlorobutadiene	<0.1 mg/kg	TM157	<0.1	<0.1	<0.1	<0.5	<0.1	<0.1
Hexachlorobenzene	<0.1 mg/kg	TM157	<0.1	<0.1	<0.1	<0.5	<0.1	<0.1
n-Dioctyl phthalate	<0.1 mg/kg	TM157	<0.1	<0.1	<0.1	<0.5	<0.1	<0.1
Dimethyl phthalate	<0.1 mg/kg	TM157	<0.1	<0.1	<0.1	<0.5	<0.1	<0.1
Diethyl phthalate	<0.1 mg/kg	TM157	<0.1	<0.1	<0.1	<0.5	<0.1	<0.1
n-Dibutyl phthalate	<0.1 mg/kg	TM157	<0.1	<0.1	<0.1	<0.5	<0.1	<0.1
Dibenzofuran	<0.1 mg/kg	TM157	<0.1	<0.1	<0.1	<0.5	<0.1	<0.1
Carbazole	<0.1 mg/kg	TM157	<0.1	<0.1	<0.1	<0.5	<0.1	<0.1
Butylbenzyl phthalate	<0.1 mg/kg	TM157	<0.1	<0.1	<0.1	<0.5	<0.1	<0.1
bis(2-Ethylhexyl) phthalate	<0.1 mg/kg	TM157	<0.1	<0.1	<0.1	<0.5	<0.1	<0.1
bis(2-Chloroethoxy)methane	<0.1 mg/kg	TM157	<0.1	<0.1	<0.1	<0.5	<0.1	<0.1
bis(2-Chloroethyl)ether	<0.1 mg/kg	TM157	<0.1	<0.1	<0.1	<0.5	<0.1	<0.1
Azobenzene	<0.1 mg/kg	TM157	<0.1	<0.1	<0.1	<0.5	<0.1	<0.1
4-Nitrophenol	<0.1 mg/kg	TM157	<0.5	<0.5	<0.5	<2.5	<0.5	<0.5
4-Nitroaniline	<0.1 mg/kg	TM157	<0.1	<0.1	<0.1	<0.5	<0.1	<0.1
4-Methylphenol	<0.1 mg/kg	TM157	<0.1	<0.1	<0.1	<0.5	<0.1	<0.1
4-Chlorophenylphenylether	<0.1 mg/kg	TM157	<0.1	<0.1	<0.1	<0.5	<0.1	<0.1
4-Chloroaniline	<0.1 mg/kg	TM157	<0.1	<0.1	<0.1	<0.5	<0.1	<0.1
4-Chloro-3-methylphenol	<0.1 mg/kg	TM157	<0.1	<0.1	<0.1	<0.5	<0.1	<0.1
4-Bromophenylphenylether	<0.1 mg/kg	TM157	<0.1	<0.1	<0.1	<0.5	<0.1	<0.1
3-Nitroaniline	<0.1 mg/kg	TM157	<0.1	<0.1	<0.1	<0.5	<0.1	<0.1
2-Nitrophenol	<0.1 mg/kg	TM157	<0.1	<0.1	<0.1	<0.5	<0.1	<0.1
2-Nitroaniline	<0.1 mg/kg	TM157	<0.1	<0.1	<0.1	<0.5	<0.1	<0.1
2-Methylphenol	<0.1 mg/kg	TM157	<0.1	<0.1	<0.1	<0.5	<0.1	<0.1
1,2,4-Trichlorobenzene	<0.1 mg/kg	TM157	<0.1	<0.1	<0.1	<0.5	<0.1	<0.1

Validated

CERTIFICATE OF ANALYSIS

SDG:	191004-110	**Client Reference:**	70053735	**Report Number:**	527697
Location:	Maylands	**Order Number:**	70053735-S01	**Superseded Report:**	527629

Semi Volatile Organic Compounds

Results Legend

#	ISO17025 accredited.
M	*m*CERTS accredited.
aq	Aqueous / settled sample.
diss.filt	Dissolved / filtered sample.
tot.unfilt	Total / unfiltered sample.
*	Subcontracted - refer to subcontractor report for accreditation status.
**	% recovery of the surrogate standard to check the efficiency of the method. The results of individual compounds within samples aren't corrected for the recovery
(F)	Trigger breach confirmed
1-3+§@	Sample deviation (see appendix)

Customer Sample Ref.			SP9A	SP21A	SP22A	SP23B	SP9C	SP21C
Depth (m)			0.30 - 0.50	0.80 - 1.00	0.20 - 0.40	0.70 - 1.00	0.80 - 1.00	0.30 - 0.50
Sample Type			Soil/Solid (S)	Soil/Solid (S)	Soil/Solid (S)	Soil/Solid (S)	Soil/Solid (S)	Soil/Solid (S)
Date Sampled			01/10/2019	01/10/2019	02/10/2019	01/10/2019	01/10/2019	01/10/2019
Sampled Time			-	-	-	-	-	-
Date Received			04/10/2019	04/10/2019	04/10/2019	04/10/2019	04/10/2019	04/10/2019
SDG Ref			191004-110	191004-110	191004-110	191004-110	191004-110	191004-110
Lab Sample No.(s)			20875281	20874953	20875101	20874945	20874835	20874988
AGS Reference			ES	ES	ES	ES	ES	ES
Component	**LOD/Units**	**Method**						
2-Chlorophenol	<0.1 mg/kg	TM157	<0.1	<0.1	<0.1	<0.5	<0.1	<0.1
2,6-Dinitrotoluene	<0.1 mg/kg	TM157	<0.1	<0.1	<0.1	<0.5	<0.1	<0.1
2,4-Dinitrotoluene	<0.1 mg/kg	TM157	<0.1	<0.1	<0.1	<0.5	<0.1	<0.1
2,4-Dimethylphenol	<0.1 mg/kg	TM157	<0.1	<0.1	<0.1	<0.5	<0.1	<0.1
2,4-Dichlorophenol	<0.1 mg/kg	TM157	<0.1	<0.1	<0.1	<0.5	<0.1	<0.1
2,4,6-Trichlorophenol	<0.1 mg/kg	TM157	<0.1	<0.1	<0.1	<0.5	<0.1	<0.1
2,4,5-Trichlorophenol	<0.1 mg/kg	TM157	<0.1	<0.1	<0.1	<0.5	<0.1	<0.1
1,4-Dichlorobenzene	<0.1 mg/kg	TM157	<0.1	<0.1	<0.1	<0.5	<0.1	<0.1
1,3-Dichlorobenzene	<0.1 mg/kg	TM157	<0.1	<0.1	<0.1	<0.5	<0.1	<0.1
1,2-Dichlorobenzene	<0.1 mg/kg	TM157	<0.1	<0.1	<0.1	<0.5	<0.1	<0.1
2-Chloronaphthalene	<0.1 mg/kg	TM157	<0.1	<0.1	<0.1	<0.5	<0.1	<0.1
2-Methylnaphthalene	<0.1 mg/kg	TM157	<0.1	<0.1	<0.1	<0.5	<0.1	<0.1
Acenaphthylene	<0.1 mg/kg	TM157	<0.1	<0.1	<0.1	<0.5	<0.1	<0.1
Acenaphthene	<0.1 mg/kg	TM157	<0.1	<0.1	<0.1	<0.5	<0.1	<0.1
Anthracene	<0.1 mg/kg	TM157	<0.1	<0.1	<0.1	<0.5	<0.1	<0.1
Benzo(a)anthracene	<0.1 mg/kg	TM157	<0.1	0.18	0.295	<0.5	0.171	0.321
Benzo(b)fluoranthene	<0.1 mg/kg	TM157	<0.1	0.156	0.283	<0.5	0.171	0.298
Benzo(k)fluoranthene	<0.1 mg/kg	TM157	<0.1	0.192	0.332	<0.5	0.171	0.333
Benzo(a)pyrene	<0.1 mg/kg	TM157	<0.1	0.156	0.308	<0.5	0.146	0.274
Benzo(g,h,i)perylene	<0.1 mg/kg	TM157	<0.1	<0.1	0.172	<0.5	<0.1	0.155
Chrysene	<0.1 mg/kg	TM157	<0.1	0.228	0.369	<0.5	0.207	0.381
Fluoranthene	<0.1 mg/kg	TM157	<0.1	0.408	0.566	0.627	0.281	0.571
Fluorene	<0.1 mg/kg	TM157	<0.1	<0.1	<0.1	<0.5	<0.1	<0.1
Indeno(1,2,3-cd)pyrene	<0.1 mg/kg	TM157	<0.1	0.144	0.246	<0.5	0.146	0.155
Phenanthrene	<0.1 mg/kg	TM157	<0.1	0.3	0.172	<0.5	<0.1	0.131
Pyrene	<0.1 mg/kg	TM157	<0.1	0.324	0.467	0.594	0.256	0.476
Naphthalene	<0.1 mg/kg	TM157	<0.1	<0.1	<0.1	<0.5	<0.1	<0.1
Dibenzo(a,h)anthracene	<0.1 mg/kg	TM157	<0.1	<0.1	<0.1	<0.5	<0.1	<0.1
Bis(2-chloroisopropyl) ether	<0.1 mg/kg	TM157	<0.1	<0.1	<0.1	<0.5	<0.1	<0.1

CERTIFICATE OF ANALYSIS

SDG:	191004-110	**Client Reference:**	70053735	**Report Number:**	527697
Location:	Maylands	**Order Number:**	70053735-S01	**Superseded Report:**	527629

Semi Volatile Organic Compounds

Results Legend

#	ISO17025 accredited.
M	*m*CERTS accredited.
aq	Aqueous / settled sample.
diss.filt	Dissolved / filtered sample.
tot.unfilt	Total / unfiltered sample.
*	Subcontracted - refer to subcontractor report for accreditation status.
**	% recovery of the surrogate standard to check the efficiency of the method. The results of individual compounds within samples aren't corrected for the recovery
(F)	Trigger breach confirmed
1-3+5@	Sample deviation (see appendix)

Customer Sample Ref.			SP22C	SP22D	SP9E	SP21F	SP22F	SP21G
Depth (m)			0.60 - 0.80	0.80 - 1.00	0.50 - 0.70	0.40 - 0.60	0.50 - 0.70	0.20 - 0.40
Sample Type			Soil/Solid (S)	Soil/Solid (S)	Soil/Solid (S)	Soil/Solid (S)	Soil/Solid (S)	Soil/Solid (S)
Date Sampled			02/10/2019	04/10/2019	01/10/2019	01/10/2019	02/10/2019	01/10/2019
Sampled Time			.	.	.	.	.	.
Date Received			04/10/2019	04/10/2019	04/10/2019	04/10/2019	04/10/2019	04/10/2019
SDG Ref			191004-110	191004-110	191004-110	191004-110	191004-110	191004-110
Lab Sample No.(s)			20875115	20875123	20874856	20875007	20875137	20875017
AGS Reference			ES	ES	ES	ES	ES	ES
Component	**LOD/Units**	**Method**						
Phenol	<0.1 mg/kg	TM157	<0.1	<0.1	<0.1	<0.1	<0.1	<0.1
Pentachlorophenol	<0.1 mg/kg	TM157	<0.1	<0.1	<0.1	<0.1	<0.1	<0.1
n-Nitroso-n-dipropylamine	<0.1 mg/kg	TM157	<0.1	<0.1	<0.1	<0.1	<0.1	<0.1
Nitrobenzene	<0.1 mg/kg	TM157	<0.1	<0.1	<0.1	<0.1	<0.1	<0.1
Isophorone	<0.1 mg/kg	TM157	<0.1	<0.1	<0.1	<0.1	<0.1	<0.1
Hexachloroethane	<0.1 mg/kg	TM157	<0.1	<0.1	<0.1	<0.1	<0.1	<0.1
Hexachlorocyclopentadiene	<0.1 mg/kg	TM157	<0.1	<0.1	<0.1	<0.1	<0.1	<0.1
Hexachlorobutadiene	<0.1 mg/kg	TM157	<0.1	<0.1	<0.1	<0.1	<0.1	<0.1
Hexachlorobenzene	<0.1 mg/kg	TM157	<0.1	<0.1	<0.1	<0.1	<0.1	<0.1
n-Dioctyl phthalate	<0.1 mg/kg	TM157	<0.1	<0.1	<0.1	<0.1	<0.1	<0.1
Dimethyl phthalate	<0.1 mg/kg	TM157	<0.1	<0.1	<0.1	<0.1	<0.1	<0.1
Diethyl phthalate	<0.1 mg/kg	TM157	<0.1	<0.1	<0.1	<0.1	<0.1	<0.1
n-Dibutyl phthalate	<0.1 mg/kg	TM157	<0.1	<0.1	<0.1	<0.1	<0.1	<0.1
Dibenzofuran	<0.1 mg/kg	TM157	<0.1	<0.1	<0.1	<0.1	<0.1	<0.1
Carbazole	<0.1 mg/kg	TM157	<0.1	<0.1	<0.1	<0.1	<0.1	<0.1
Butylbenzyl phthalate	<0.1 mg/kg	TM157	<0.1	<0.1	<0.1	<0.1	<0.1	<0.1
bis(2-Ethylhexyl) phthalate	<0.1 mg/kg	TM157	<0.1	<0.1	<0.1	<0.1	<0.1	<0.1
bis(2-Chloroethoxy)methane	<0.1 mg/kg	TM157	<0.1	<0.1	<0.1	<0.1	<0.1	<0.1
bis(2-Chloroethyl)ether	<0.1 mg/kg	TM157	<0.1	<0.1	<0.1	<0.1	<0.1	<0.1
Azobenzene	<0.1 mg/kg	TM157	<0.1	<0.1	<0.1	<0.1	<0.1	<0.1
4-Nitrophenol	<0.1 mg/kg	TM157	<0.5	<0.5	<0.5	<0.5	<0.5	<0.5
4-Nitroaniline	<0.1 mg/kg	TM157	<0.1	<0.1	<0.1	<0.1	<0.1	<0.1
4-Methylphenol	<0.1 mg/kg	TM157	<0.1	<0.1	<0.1	<0.1	<0.1	<0.1
4-Chlorophenylphenylether	<0.1 mg/kg	TM157	<0.1	<0.1	<0.1	<0.1	<0.1	<0.1
4-Chloroaniline	<0.1 mg/kg	TM157	<0.1	<0.1	<0.1	<0.1	<0.1	<0.1
4-Chloro-3-methylphenol	<0.1 mg/kg	TM157	<0.1	<0.1	<0.1	<0.1	<0.1	<0.1
4-Bromophenylphenylether	<0.1 mg/kg	TM157	<0.1	<0.1	<0.1	<0.1	<0.1	<0.1
3-Nitroaniline	<0.1 mg/kg	TM157	<0.1	<0.1	<0.1	<0.1	<0.1	<0.1
2-Nitrophenol	<0.1 mg/kg	TM157	<0.1	<0.1	<0.1	<0.1	<0.1	<0.1
2-Nitroaniline	<0.1 mg/kg	TM157	<0.1	<0.1	<0.1	<0.1	<0.1	<0.1
2-Methylphenol	<0.1 mg/kg	TM157	<0.1	<0.1	<0.1	<0.1	<0.1	<0.1
1,2,4-Trichlorobenzene	<0.1 mg/kg	TM157	<0.1	<0.1	<0.1	<0.1	<0.1	<0.1

Validated

CERTIFICATE OF ANALYSIS

SDG:	191004-110	**Client Reference:**	70053735	**Report Number:**	527697
Location:	Maylands	**Order Number:**	70053735-S01	**Superseded Report:**	527629

Semi Volatile Organic Compounds

Results Legend

#	ISO17025 accredited.
M	*m*CERTS accredited.
aq	Aqueous / settled sample.
diss.filt	Dissolved / filtered sample.
tot.unfilt	Total / unfiltered sample.
*	Subcontracted - refer to subcontractor report for accreditation status.
**	% recovery of the surrogate standard to check the efficiency of the method. The results of individual compounds within samples aren't corrected for the recovery
(F)	Trigger breach confirmed
1-3+§@	Sample deviation (see appendix)

Customer Sample Ref.			SP22C	SP22D	SP9E	SP21F	SP22F	SP21G
Depth (m)			0.60 - 0.80	0.80 - 1.00	0.50 - 0.70	0.40 - 0.60	0.50 - 0.70	0.20 - 0.40
Sample Type			Soil/Solid (S)	Soil/Solid (S)	Soil/Solid (S)	Soil/Solid (S)	Soil/Solid (S)	Soil/Solid (S)
Date Sampled			02/10/2019	04/10/2019	01/10/2019	01/10/2019	02/10/2019	01/10/2019
Sampled Time			-	-	-	-	-	-
Date Received			04/10/2019	04/10/2019	04/10/2019	04/10/2019	04/10/2019	04/10/2019
SDG Ref			191004-110	191004-110	191004-110	191004-110	191004-110	191004-110
Lab Sample No.(s)			20875115	20875123	20874856	20875007	20875137	20875017
AGS Reference			ES	ES	ES	ES	ES	ES
Component	**LOD/Units**	**Method**						
2-Chlorophenol	<0.1 mg/kg	TM157	<0.1	<0.1	<0.1	<0.1	<0.1	<0.1
2,6-Dinitrotoluene	<0.1 mg/kg	TM157	<0.1	<0.1	<0.1	<0.1	<0.1	<0.1
2,4-Dinitrotoluene	<0.1 mg/kg	TM157	<0.1	<0.1	<0.1	<0.1	<0.1	<0.1
2,4-Dimethylphenol	<0.1 mg/kg	TM157	<0.1	<0.1	<0.1	<0.1	<0.1	<0.1
2,4-Dichlorophenol	<0.1 mg/kg	TM157	<0.1	<0.1	<0.1	<0.1	<0.1	<0.1
2,4,6-Trichlorophenol	<0.1 mg/kg	TM157	<0.1	<0.1	<0.1	<0.1	<0.1	<0.1
2,4,5-Trichlorophenol	<0.1 mg/kg	TM157	<0.1	<0.1	<0.1	<0.1	<0.1	<0.1
1,4-Dichlorobenzene	<0.1 mg/kg	TM157	<0.1	<0.1	<0.1	<0.1	<0.1	<0.1
1,3-Dichlorobenzene	<0.1 mg/kg	TM157	<0.1	<0.1	<0.1	<0.1	<0.1	<0.1
1,2-Dichlorobenzene	<0.1 mg/kg	TM157	<0.1	<0.1	<0.1	<0.1	<0.1	<0.1
2-Chloronaphthalene	<0.1 mg/kg	TM157	<0.1	<0.1	<0.1	<0.1	<0.1	<0.1
2-Methylnaphthalene	<0.1 mg/kg	TM157	<0.1	<0.1	<0.1	<0.1	<0.1	<0.1
Acenaphthylene	<0.1 mg/kg	TM157	<0.1	<0.1	<0.1	<0.1	<0.1	<0.1
Acenaphthene	<0.1 mg/kg	TM157	<0.1	<0.1	<0.1	<0.1	<0.1	<0.1
Anthracene	<0.1 mg/kg	TM157	<0.1	<0.1	<0.1	<0.1	<0.1	<0.1
Benzo(a)anthracene	<0.1 mg/kg	TM157	<0.1	<0.1	0.372	0.119	<0.1	<0.1
Benzo(b)fluoranthene	<0.1 mg/kg	TM157	<0.1	<0.1	0.236	<0.1	<0.1	<0.1
Benzo(k)fluoranthene	<0.1 mg/kg	TM157	<0.1	<0.1	0.31	<0.1	<0.1	<0.1
Benzo(a)pyrene	<0.1 mg/kg	TM157	<0.1	<0.1	0.273	<0.1	<0.1	<0.1
Benzo(g,h,i)perylene	<0.1 mg/kg	TM157	<0.1	<0.1	0.136	<0.1	<0.1	<0.1
Chrysene	<0.1 mg/kg	TM157	<0.1	<0.1	0.446	0.119	<0.1	<0.1
Fluoranthene	<0.1 mg/kg	TM157	<0.1	<0.1	0.682	0.262	<0.1	<0.1
Fluorene	<0.1 mg/kg	TM157	<0.1	<0.1	<0.1	<0.1	<0.1	<0.1
Indeno(1,2,3-cd)pyrene	<0.1 mg/kg	TM157	<0.1	<0.1	0.174	<0.1	<0.1	<0.1
Phenanthrene	<0.1 mg/kg	TM157	<0.1	<0.1	0.136	<0.1	<0.1	<0.1
Pyrene	<0.1 mg/kg	TM157	<0.1	<0.1	0.744	0.238	<0.1	<0.1
Naphthalene	<0.1 mg/kg	TM157	<0.1	<0.1	<0.1	<0.1	<0.1	<0.1
Dibenzo(a,h)anthracene	<0.1 mg/kg	TM157	<0.1	<0.1	<0.1	<0.1	<0.1	<0.1
Bis(2-chloroisopropyl) ether	<0.1 mg/kg	TM157	<0.1	<0.1	<0.1	<0.1	<0.1	<0.1

CERTIFICATE OF ANALYSIS

SDG:	191004-110	**Client Reference:**	70053735	**Report Number:**	527697
Location:	Maylands	**Order Number:**	70053735-S01	**Superseded Report:**	527629

Semi Volatile Organic Compounds

Results Legend

#	ISO17025 accredited.
M	*m*CERTS accredited.
aq	Aqueous / settled sample.
diss.filt	Dissolved / filtered sample.
tot.unfilt	Total / unfiltered sample.
*	Subcontracted - refer to subcontractor report for accreditation status.
**	% recovery of the surrogate standard to check the efficiency of the method. The results of individual compounds within samples aren't corrected for the recovery
(F)	Trigger breach confirmed
1-3+5@	Sample deviation (see appendix)

Customer Sample Ref.			SP22G	SP21I	SP22I	SP21K	SP22K	SP22M
Depth (m)			0.30 - 0.50	0.50 - 0.70	0.80 - 1.10	0.80 - 1.00	0.10 - 0.30	0.50 - 0.80
Sample Type			Soil/Solid (S)	Soil/Solid (S)	Soil/Solid (S)	Soil/Solid (S)	Soil/Solid (S)	Soil/Solid (S)
Date Sampled			02/10/2019	01/10/2019	02/10/2019	01/10/2019	02/10/2019	02/10/2019
Sampled Time			.	.	.	.	.	.
Date Received			04/10/2019	04/10/2019	04/10/2019	04/10/2019	04/10/2019	04/10/2019
SDG Ref			191004-110	191004-110	191004-110	191004-110	191004-110	191004-110
Lab Sample No.(s)			20875142	20875037	20875158	20875053	20875180	20875192
AGS Reference			ES	ES	ES	ES	ES	ES
Component	**LOD/Units**	**Method**						
Phenol	<0.1 mg/kg	TM157	<0.5	<0.1	<0.1	<0.1	<0.1	<0.1
Pentachlorophenol	<0.1 mg/kg	TM157	<0.5	<0.1	<0.1	<0.1	<0.1	<0.1
n-Nitroso-n-dipropylamine	<0.1 mg/kg	TM157	<0.5	<0.1	<0.1	<0.1	<0.1	<0.1
Nitrobenzene	<0.1 mg/kg	TM157	<0.5	<0.1	<0.1	<0.1	<0.1	<0.1
Isophorone	<0.1 mg/kg	TM157	<0.5	<0.1	<0.1	<0.1	<0.1	<0.1
Hexachloroethane	<0.1 mg/kg	TM157	<0.5	<0.1	<0.1	<0.1	<0.1	<0.1
Hexachlorocyclopentadiene	<0.1 mg/kg	TM157	<0.5	<0.1	<0.1	<0.1	<0.1	<0.1
Hexachlorobutadiene	<0.1 mg/kg	TM157	<0.5	<0.1	<0.1	<0.1	<0.1	<0.1
Hexachlorobenzene	<0.1 mg/kg	TM157	<0.5	<0.1	<0.1	<0.1	<0.1	<0.1
n-Dioctyl phthalate	<0.1 mg/kg	TM157	<0.5	<0.1	<0.1	<0.1	<0.1	<0.1
Dimethyl phthalate	<0.1 mg/kg	TM157	<0.5	<0.1	<0.1	<0.1	<0.1	<0.1
Diethyl phthalate	<0.1 mg/kg	TM157	<0.5	<0.1	<0.1	<0.1	<0.1	<0.1
n-Dibutyl phthalate	<0.1 mg/kg	TM157	<0.5	0.119	<0.1	<0.1	<0.1	<0.1
Dibenzofuran	<0.1 mg/kg	TM157	<0.5	<0.1	<0.1	<0.1	<0.1	<0.1
Carbazole	<0.1 mg/kg	TM157	<0.5	<0.1	<0.1	<0.1	<0.1	<0.1
Butylbenzyl phthalate	<0.1 mg/kg	TM157	<0.5	<0.1	<0.1	<0.1	<0.1	<0.1
bis(2-Ethylhexyl) phthalate	<0.1 mg/kg	TM157	<0.5	<0.1	<0.1	<0.1	<0.1	<0.1
bis(2-Chloroethoxy)methane	<0.1 mg/kg	TM157	<0.5	<0.1	<0.1	<0.1	<0.1	<0.1
bis(2-Chloroethyl)ether	<0.1 mg/kg	TM157	<0.5	<0.1	<0.1	<0.1	<0.1	<0.1
Azobenzene	<0.1 mg/kg	TM157	<0.5	<0.1	<0.1	<0.1	<0.1	<0.1
4-Nitrophenol	<0.1 mg/kg	TM157	<2.5	<0.5	<0.5	<0.5	<0.5	<0.5
4-Nitroaniline	<0.1 mg/kg	TM157	<0.5	<0.1	<0.1	<0.1	<0.1	<0.1
4-Methylphenol	<0.1 mg/kg	TM157	<0.5	<0.1	<0.1	<0.1	<0.1	<0.1
4-Chlorophenylphenylether	<0.1 mg/kg	TM157	<0.5	<0.1	<0.1	<0.1	<0.1	<0.1
4-Chloroaniline	<0.1 mg/kg	TM157	<0.5	<0.1	<0.1	<0.1	<0.1	<0.1
4-Chloro-3-methylphenol	<0.1 mg/kg	TM157	<0.5	<0.1	<0.1	<0.1	<0.1	<0.1
4-Bromophenylphenylether	<0.1 mg/kg	TM157	<0.5	<0.1	<0.1	<0.1	<0.1	<0.1
3-Nitroaniline	<0.1 mg/kg	TM157	<0.5	<0.1	<0.1	<0.1	<0.1	<0.1
2-Nitrophenol	<0.1 mg/kg	TM157	<0.5	<0.1	<0.1	<0.1	<0.1	<0.1
2-Nitroaniline	<0.1 mg/kg	TM157	<0.5	<0.1	<0.1	<0.1	<0.1	<0.1
2-Methylphenol	<0.1 mg/kg	TM157	<0.5	<0.1	<0.1	<0.1	<0.1	<0.1
1,2,4-Trichlorobenzene	<0.1 mg/kg	TM157	<0.5	<0.1	<0.1	<0.1	<0.1	<0.1

Validated

CERTIFICATE OF ANALYSIS

SDG:	191004-110	**Client Reference:**	70053735	**Report Number:**	527697
Location:	Maylands	**Order Number:**	70053735-S01	**Superseded Report:**	527629

Semi Volatile Organic Compounds

Results Legend

#	ISO17025 accredited.
M	*m*CERTS accredited.
aq	Aqueous / settled sample.
diss.filt	Dissolved / filtered sample.
tot.unfilt	Total / unfiltered sample.
*	Subcontracted - refer to subcontractor report for accreditation status.
**	% recovery of the surrogate standard to check the efficiency of the method. The results of individual compounds within samples aren't corrected for the recovery
(F)	Trigger breach confirmed
1-3+§@	Sample deviation (see appendix)

Customer Sample Ref.			SP22G	SP21I	SP22I	SP21K	SP22K	SP22M
Depth (m)			0.30 - 0.50	0.50 - 0.70	0.80 - 1.10	0.80 - 1.00	0.10 - 0.30	0.50 - 0.80
Sample Type			Soil/Solid (S)	Soil/Solid (S)	Soil/Solid (S)	Soil/Solid (S)	Soil/Solid (S)	Soil/Solid (S)
Date Sampled			02/10/2019	01/10/2019	02/10/2019	01/10/2019	02/10/2019	02/10/2019
Sampled Time			-	-	-	-	-	-
Date Received			04/10/2019	04/10/2019	04/10/2019	04/10/2019	04/10/2019	04/10/2019
SDG Ref			191004-110	191004-110	191004-110	191004-110	191004-110	191004-110
Lab Sample No.(s)			20875142	20875037	20875158	20875053	20875180	20875192
AGS Reference			ES	ES	ES	ES	ES	ES
Component	**LOD/Units**	**Method**						
2-Chlorophenol	<0.1 mg/kg	TM157	<0.5	<0.1	<0.1	<0.1	<0.1	<0.1
2,6-Dinitrotoluene	<0.1 mg/kg	TM157	<0.5	<0.1	<0.1	<0.1	<0.1	<0.1
2,4-Dinitrotoluene	<0.1 mg/kg	TM157	<0.5	<0.1	<0.1	<0.1	<0.1	<0.1
2,4-Dimethylphenol	<0.1 mg/kg	TM157	<0.5	0.131	<0.1	<0.1	<0.1	<0.1
2,4-Dichlorophenol	<0.1 mg/kg	TM157	<0.5	<0.1	<0.1	<0.1	<0.1	<0.1
2,4,6-Trichlorophenol	<0.1 mg/kg	TM157	<0.5	<0.1	<0.1	<0.1	<0.1	<0.1
2,4,5-Trichlorophenol	<0.1 mg/kg	TM157	<0.5	<0.1	<0.1	<0.1	<0.1	<0.1
1,4-Dichlorobenzene	<0.1 mg/kg	TM157	<0.5	<0.1	<0.1	<0.1	<0.1	<0.1
1,3-Dichlorobenzene	<0.1 mg/kg	TM157	<0.5	<0.1	<0.1	<0.1	<0.1	<0.1
1,2-Dichlorobenzene	<0.1 mg/kg	TM157	<0.5	<0.1	<0.1	<0.1	<0.1	<0.1
2-Chloronaphthalene	<0.1 mg/kg	TM157	<0.5	<0.1	<0.1	<0.1	<0.1	<0.1
2-Methylnaphthalene	<0.1 mg/kg	TM157	<0.5	<0.1	<0.1	<0.1	<0.1	<0.1
Acenaphthylene	<0.1 mg/kg	TM157	<0.5	<0.1	<0.1	<0.1	<0.1	<0.1
Acenaphthene	<0.1 mg/kg	TM157	<0.5	<0.1	<0.1	<0.1	<0.1	<0.1
Anthracene	<0.1 mg/kg	TM157	0.726	<0.1	<0.1	<0.1	<0.1	<0.1
Benzo(a)anthracene	<0.1 mg/kg	TM157	2.23	<0.1	<0.1	<0.1	0.213	<0.1
Benzo(b)fluoranthene	<0.1 mg/kg	TM157	2.36	<0.1	<0.1	<0.1	0.175	<0.1
Benzo(k)fluoranthene	<0.1 mg/kg	TM157	1.92	<0.1	<0.1	<0.1	0.225	<0.1
Benzo(a)pyrene	<0.1 mg/kg	TM157	1.93	<0.1	<0.1	<0.1	0.163	<0.1
Benzo(g,h,i)perylene	<0.1 mg/kg	TM157	1.21	<0.1	<0.1	<0.1	<0.1	<0.1
Chrysene	<0.1 mg/kg	TM157	2.39	<0.1	<0.1	<0.1	0.263	<0.1
Fluoranthene	<0.1 mg/kg	TM157	4.99	<0.1	<0.1	<0.1	0.4	<0.1
Fluorene	<0.1 mg/kg	TM157	<0.5	<0.1	<0.1	<0.1	<0.1	<0.1
Indeno(1,2,3-cd)pyrene	<0.1 mg/kg	TM157	1.56	<0.1	<0.1	<0.1	<0.1	<0.1
Phenanthrene	<0.1 mg/kg	TM157	1.76	<0.1	<0.1	<0.1	<0.1	<0.1
Pyrene	<0.1 mg/kg	TM157	3.57	<0.1	<0.1	<0.1	0.338	<0.1
Naphthalene	<0.1 mg/kg	TM157	<0.5	<0.1	<0.1	<0.1	<0.1	<0.1
Dibenzo(a,h)anthracene	<0.1 mg/kg	TM157	<0.5	<0.1	<0.1	<0.1	<0.1	<0.1
Bis(2-chloroisopropyl) ether	<0.1 mg/kg	TM157	<0.5	<0.1	<0.1	<0.1	<0.1	<0.1

CERTIFICATE OF ANALYSIS

SDG:	191004-110	**Client Reference:**	70053735	**Report Number:**	527697
Location:	Maylands	**Order Number:**	70053735-S01	**Superseded Report:**	527629

Semi Volatile Organic Compounds

Results Legend

#	ISO17025 accredited.
M	*m*CERTS accredited.
aq	Aqueous / settled sample.
diss.filt	Dissolved / filtered sample.
tot.unfilt	Total / unfiltered sample.
*	Subcontracted - refer to subcontractor report for accreditation status.
**	% recovery of the surrogate standard to check the efficiency of the method. The results of individual compounds within samples aren't corrected for the recovery
(F)	Trigger breach confirmed
1-3+5@	Sample deviation (see appendix)

Customer Sample Ref.			SP22O	SP22R				
Depth (m)			0.30 - 0.50	1.00 - 1.20				
Sample Type			Soil/Solid (S)	Soil/Solid (S)				
Date Sampled			02/10/2019	02/10/2019				
Sampled Time			.	.				
Date Received			04/10/2019	04/10/2019				
SDG Ref			191004-110	191004-110				
Lab Sample No.(s)			20875208	20875231				
AGS Reference			ES	ES				
Component	**LOD/Units**	**Method**						
Phenol	<0.1 mg/kg	TM157	<0.1	<0.1				
Pentachlorophenol	<0.1 mg/kg	TM157	<0.1	<0.1				
n-Nitroso-n-dipropylamine	<0.1 mg/kg	TM157	<0.1	<0.1				
Nitrobenzene	<0.1 mg/kg	TM157	<0.1	<0.1				
Isophorone	<0.1 mg/kg	TM157	<0.1	<0.1				
Hexachloroethane	<0.1 mg/kg	TM157	<0.1	<0.1				
Hexachlorocyclopentadiene	<0.1 mg/kg	TM157	<0.1	<0.1				
Hexachlorobutadiene	<0.1 mg/kg	TM157	<0.1	<0.1				
Hexachlorobenzene	<0.1 mg/kg	TM157	<0.1	<0.1				
n-Dioctyl phthalate	<0.1 mg/kg	TM157	<0.1	<0.1				
Dimethyl phthalate	<0.1 mg/kg	TM157	<0.1	<0.1				
Diethyl phthalate	<0.1 mg/kg	TM157	<0.1	<0.1				
n-Dibutyl phthalate	<0.1 mg/kg	TM157	<0.1	<0.1				
Dibenzofuran	<0.1 mg/kg	TM157	<0.1	<0.1				
Carbazole	<0.1 mg/kg	TM157	<0.1	<0.1				
Butylbenzyl phthalate	<0.1 mg/kg	TM157	<0.1	<0.1				
bis(2-Ethylhexyl) phthalate	<0.1 mg/kg	TM157	<0.1	<0.1				
bis(2-Chloroethoxy)methane	<0.1 mg/kg	TM157	<0.1	<0.1				
bis(2-Chloroethyl)ether	<0.1 mg/kg	TM157	<0.1	<0.1				
Azobenzene	<0.1 mg/kg	TM157	<0.1	<0.1				
4-Nitrophenol	<0.1 mg/kg	TM157	<0.5	<0.5				
4-Nitroaniline	<0.1 mg/kg	TM157	<0.1	<0.1				
4-Methylphenol	<0.1 mg/kg	TM157	<0.1	<0.1				
4-Chlorophenylphenylether	<0.1 mg/kg	TM157	<0.1	<0.1				
4-Chloroaniline	<0.1 mg/kg	TM157	<0.1	<0.1				
4-Chloro-3-methylphenol	<0.1 mg/kg	TM157	<0.1	<0.1				
4-Bromophenylphenylether	<0.1 mg/kg	TM157	<0.1	<0.1				
3-Nitroaniline	<0.1 mg/kg	TM157	<0.1	<0.1				
2-Nitrophenol	<0.1 mg/kg	TM157	<0.1	<0.1				
2-Nitroaniline	<0.1 mg/kg	TM157	<0.1	<0.1				
2-Methylphenol	<0.1 mg/kg	TM157	<0.1	<0.1				
1,2,4-Trichlorobenzene	<0.1 mg/kg	TM157	<0.1	<0.1				

CERTIFICATE OF ANALYSIS

SDG:	191004-110	**Client Reference:**	70053735	**Report Number:**	527697
Location:	Maylands	**Order Number:**	70053735-S01	**Superseded Report:**	527629

Semi Volatile Organic Compounds

Results Legend

#	ISO17025 accredited.
M	*m*CERTS accredited.
aq	Aqueous / settled sample.
diss.filt	Dissolved / filtered sample.
tot.unfilt	Total / unfiltered sample.
*	Subcontracted - refer to subcontractor report for accreditation status.
**	% recovery of the surrogate standard to check the efficiency of the method. The results of individual compounds within samples aren't corrected for the recovery
(F)	Trigger breach confirmed
1-3+§@	Sample deviation (see appendix)

Customer Sample Ref.			SP22O	SP22R				
Depth (m)			0.30 - 0.50	1.00 - 1.20				
Sample Type			Soil/Solid (S)	Soil/Solid (S)				
Date Sampled			02/10/2019	02/10/2019				
Sampled Time			-	-				
Date Received			04/10/2019	04/10/2019				
SDG Ref			191004-110	191004-110				
Lab Sample No.(s)			20875208	20875231				
AGS Reference			ES	ES				
Component	**LOD/Units**	**Method**						
2-Chlorophenol	<0.1 mg/kg	TM157	<0.1	<0.1				
2,6-Dinitrotoluene	<0.1 mg/kg	TM157	<0.1	<0.1				
2,4-Dinitrotoluene	<0.1 mg/kg	TM157	<0.1	<0.1				
2,4-Dimethylphenol	<0.1 mg/kg	TM157	<0.1	<0.1				
2,4-Dichlorophenol	<0.1 mg/kg	TM157	<0.1	<0.1				
2,4,6-Trichlorophenol	<0.1 mg/kg	TM157	<0.1	<0.1				
2,4,5-Trichlorophenol	<0.1 mg/kg	TM157	<0.1	<0.1				
1,4-Dichlorobenzene	<0.1 mg/kg	TM157	<0.1	<0.1				
1,3-Dichlorobenzene	<0.1 mg/kg	TM157	<0.1	<0.1				
1,2-Dichlorobenzene	<0.1 mg/kg	TM157	<0.1	<0.1				
2-Chloronaphthalene	<0.1 mg/kg	TM157	<0.1	<0.1				
2-Methylnaphthalene	<0.1 mg/kg	TM157	<0.1	<0.1				
Acenaphthylene	<0.1 mg/kg	TM157	<0.1	<0.1				
Acenaphthene	<0.1 mg/kg	TM157	<0.1	<0.1				
Anthracene	<0.1 mg/kg	TM157	<0.1	<0.1				
Benzo(a)anthracene	<0.1 mg/kg	TM157	0.123	<0.1				
Benzo(b)fluoranthene	<0.1 mg/kg	TM157	<0.1	<0.1				
Benzo(k)fluoranthene	<0.1 mg/kg	TM157	<0.1	<0.1				
Benzo(a)pyrene	<0.1 mg/kg	TM157	<0.1	<0.1				
Benzo(g,h,i)perylene	<0.1 mg/kg	TM157	<0.1	<0.1				
Chrysene	<0.1 mg/kg	TM157	0.135	<0.1				
Fluoranthene	<0.1 mg/kg	TM157	0.16	<0.1				
Fluorene	<0.1 mg/kg	TM157	<0.1	<0.1				
Indeno(1,2,3-cd)pyrene	<0.1 mg/kg	TM157	<0.1	<0.1				
Phenanthrene	<0.1 mg/kg	TM157	<0.1	<0.1				
Pyrene	<0.1 mg/kg	TM157	0.148	<0.1				
Naphthalene	<0.1 mg/kg	TM157	<0.1	<0.1				
Dibenzo(a,h)anthracene	<0.1 mg/kg	TM157	<0.1	<0.1				
Bis(2-chloroisopropyl) ether	<0.1 mg/kg	TM157	<0.1	<0.1				

Validated

CERTIFICATE OF ANALYSIS

SDG:	191004-110	**Client Reference:**	70053735	**Report Number:**	527697
Location:	Maylands	**Order Number:**	70053735-S01	**Superseded Report:**	527629

TPH CWG (S)

Results Legend

#	ISO17025 accredited.
M	*m*CERTS accredited.
aq	Aqueous / settled sample.
diss.filt	Dissolved / filtered sample.
tot.unfilt	Total / unfiltered sample.
*	Subcontracted - refer to subcontractor report for accreditation status.
**	% recovery of the surrogate standard to check the efficiency of the method. The results of individual compounds within samples aren't corrected for the recovery
(F)	Trigger breach confirmed
1-3+5@	Sample deviation (see appendix)

Customer Sample Ref.			SP1	SP2	SP3	SP4	SP7	SP8
Depth (m)			0.10 - 0.30	0.10 - 0.30	0.30 - 0.50	0.00 - 0.20	0.30 - 0.50	0.50 - 0.70
Sample Type			Soil/Solid (S)	Soil/Solid (S)	Soil/Solid (S)	Soil/Solid (S)	Soil/Solid (S)	Soil/Solid (S)
Date Sampled			01/10/2019	01/10/2019	01/10/2019	01/10/2019	01/10/2019	01/10/2019
Sampled Time			.	.	.	.	.	.
Date Received			04/10/2019	04/10/2019	04/10/2019	04/10/2019	04/10/2019	04/10/2019
SDG Ref			191004-110	191004-110	191004-110	191004-110	191004-110	191004-110
Lab Sample No.(s)			20874818	20874896	20874963	20875076	20875239	20875272
AGS Reference			ES	ES	ES	ES	ES	ES
Component	**LOD/Units**	**Method**						
GRO Surrogate % recovery**	%	TM089	95.6	90.4	98.2	95	91	91
GRO TOT (Moisture Corrected)	<0.1 mg/kg	TM089	<0.1 M	<0.1 M	<0.1 M	<0.1 M	<0.1 M	<0.1 M
Aliphatics >C5-C6	<0.01 mg/kg	TM089	<0.01	<0.01	<0.01	<0.01	<0.01	<0.01
Aliphatics >C6-C8	<0.01 mg/kg	TM089	<0.01	<0.01	<0.01	<0.01	<0.01	<0.01
Aliphatics >C8-C10	<0.01 mg/kg	TM089	<0.01	<0.01	<0.01	<0.01	<0.01	<0.01
Aliphatics >C10-C12	<0.01 mg/kg	TM089	<0.01	<0.01	<0.01	<0.01	<0.01	<0.01
Aliphatics >C12-C16	<0.1 mg/kg	TM173	<0.1	<0.1	<0.1	<0.1	<0.1	<0.1
Aliphatics >C16-C35	<0.1 mg/kg	TM173	14.9	26.8	13.9	<0.1	21.7	114
Aliphatics >C35-C44	<0.1 mg/kg	TM173	4.26	22.5	7.72	<0.1	6.07	34.9
Total Aliphatics >C12-C44	<0.1 mg/kg	TM173	19.1	49.3	21.7	<0.1	27.8	148
Aromatics >EC5-EC7	<0.01 mg/kg	TM089	<0.01	<0.01	<0.01	<0.01	<0.01	<0.01
Aromatics >EC7-EC8	<0.01 mg/kg	TM089	<0.01	<0.01	<0.01	<0.01	<0.01	<0.01
Aromatics >EC8-EC10	<0.01 mg/kg	TM089	<0.01	<0.01	<0.01	<0.01	<0.01	<0.01
Aromatics >EC10-EC12	<0.01 mg/kg	TM089	<0.01	<0.01	<0.01	<0.01	<0.01	<0.01
Aromatics >EC12-EC16	<0.1 mg/kg	TM173	<0.1	<0.1	<0.1	<0.1	<0.1	<0.1
Aromatics >EC16-EC21	<0.1 mg/kg	TM173	<0.1	3.98	<0.1	0.427	2.4	2.15
Aromatics >EC21-EC35	<0.1 mg/kg	TM173	5.52	40.9	6.16	3.83	18.2	48.1
Aromatics >EC35-EC44	<0.1 mg/kg	TM173	5.11	40	6.5	1.86	9.28	32.5
Aromatics >EC40-EC44	<0.1 mg/kg	TM173	2.29	17.7	2.54	0.653	3.6	13.5
Total Aromatics >EC12-EC44	<0.1 mg/kg	TM173	10.6	84.8	12.7	6.12	29.9	82.7
Total Aliphatics & Aromatics >C5-C44	<0.1 mg/kg	TM173	29.8	134	34.3	6.12	57.7	231
Total Aliphatics >C5-C10	<0.05 mg/kg	TM089						<0.05
Total Aromatics >EC5-EC10	<0.05 mg/kg	TM089						<0.05
GRO >C5-C10	<0.02 mg/kg	TM089						<0.02
Aromatics >EC16-EC35	<0.1 mg/kg	TM173	5.52	44.8	6.16	4.26	20.6	50.3

Validated

CERTIFICATE OF ANALYSIS

SDG:	191004-110	**Client Reference:**	70053735	**Report Number:**	527697
Location:	Maylands	**Order Number:**	70053735-S01	**Superseded Report:**	527629

TPH CWG (S)

Results Legend

#	ISO17025 accredited.
M	*m*CERTS accredited.
aq	Aqueous / settled sample.
diss.filt	Dissolved / filtered sample.
tot.unfilt	Total / unfiltered sample.
*	Subcontracted - refer to subcontractor report for accreditation status.
**	% recovery of the surrogate standard to check the efficiency of the method. The results of individual compounds within samples aren't corrected for the recovery
(F)	Trigger breach confirmed
1-3+5@	Sample deviation (see appendix)

Customer Sample Ref.			SP20	SP26	SP9A	SP21A	SP22A	SP23A
Depth (m)			0.30 - 0.50	0.10 - 0.30	0.30 - 0.50	0.80 - 1.00	0.20 - 0.40	0.50 - 0.70
Sample Type			Soil/Solid (S)	Soil/Solid (S)	Soil/Solid (S)	Soil/Solid (S)	Soil/Solid (S)	Soil/Solid (S)
Date Sampled			01/10/2019	02/10/2019	01/10/2019	01/10/2019	02/10/2019	01/10/2019
Sampled Time			.	.	.	.	.	.
Date Received			04/10/2019	04/10/2019	04/10/2019	04/10/2019	04/10/2019	04/10/2019
SDG Ref			191004-110	191004-110	191004-110	191004-110	191004-110	191004-110
Lab Sample No.(s)			20874918	20875095	20875281	20874953	20875101	20874939
AGS Reference			ES	ES	ES	ES	ES	ES
Component	**LOD/Units**	**Method**						
GRO Surrogate % recovery**	%	TM089	95	96	93.4	90	117	90.6
GRO TOT (Moisture Corrected)	<0.1 mg/kg	TM089	<0.1 M	<0.1 M	<0.1 M	<0.1 M	<0.1 M	<0.1 M
Aliphatics >C5-C6	<0.01 mg/kg	TM089	<0.01	<0.01	<0.01	<0.01	<0.01	<0.01
Aliphatics >C6-C8	<0.01 mg/kg	TM089	<0.01	<0.01	<0.01	<0.01	<0.01	<0.01
Aliphatics >C8-C10	<0.01 mg/kg	TM089	<0.01	<0.01	<0.01	<0.01	<0.01	<0.01
Aliphatics >C10-C12	<0.01 mg/kg	TM089	<0.01	<0.01	<0.01	<0.01	<0.01	<0.01
Aliphatics >C12-C16	<0.1 mg/kg	TM173	<0.1	<0.1	<0.1	<0.1	<0.1	2.29
Aliphatics >C16-C35	<0.1 mg/kg	TM173	34.3	<0.1	<0.1	45.5	<0.1	70.2
Aliphatics >C35-C44	<0.1 mg/kg	TM173	7.04	<0.1	<0.1	18.5	<0.1	55.3
Total Aliphatics >C12-C44	<0.1 mg/kg	TM173	41.3	<0.1	<0.1	64	<0.1	128
Aromatics >EC5-EC7	<0.01 mg/kg	TM089	<0.01	<0.01	<0.01	<0.01	<0.01	<0.01
Aromatics >EC7-EC8	<0.01 mg/kg	TM089	<0.01	<0.01	<0.01	<0.01	<0.01	<0.01
Aromatics >EC8-EC10	<0.01 mg/kg	TM089	<0.01	<0.01	<0.01	<0.01	<0.01	<0.01
Aromatics >EC10-EC12	<0.01 mg/kg	TM089	<0.01	<0.01	<0.01	<0.01	<0.01	<0.01
Aromatics >EC12-EC16	<0.1 mg/kg	TM173	<0.1	<0.1	<0.1	<0.1	<0.1	<0.1
Aromatics >EC16-EC21	<0.1 mg/kg	TM173	9.19	4.53	<0.1	4.13	0.95	3.09
Aromatics >EC21-EC35	<0.1 mg/kg	TM173	33.4	12.5	3.63	42.1	7.5	56.1
Aromatics >EC35-EC44	<0.1 mg/kg	TM173	9.97	1.48	0.746	29.9	1.12	107
Aromatics >EC40-EC44	<0.1 mg/kg	TM173	3.2	<0.1	<0.1	12.1	<0.1	52.6
Total Aromatics >EC12-EC44	<0.1 mg/kg	TM173	52.5	18.5	4.37	76.1	9.56	166
Total Aliphatics & Aromatics >C5-C44	<0.1 mg/kg	TM173	93.9	18.5	4.37	140	9.56	294
Aromatics >EC16-EC35	<0.1 mg/kg	TM173	42.6	17.1	3.63	46.3	8.45	59.2

Validated

CERTIFICATE OF ANALYSIS

SDG:	191004-110	**Client Reference:**	70053735	**Report Number:**	527697
Location:	Maylands	**Order Number:**	70053735-S01	**Superseded Report:**	527629

TPH CWG (S)

Results Legend

#	ISO17025 accredited.
M	*m*CERTS accredited.
aq	Aqueous / settled sample.
diss.filt	Dissolved / filtered sample.
tot.unfilt	Total / unfiltered sample.
*	Subcontracted - refer to subcontractor report for accreditation status.
**	% recovery of the surrogate standard to check the efficiency of the method. The results of individual compounds within samples aren't corrected for the recovery
(F)	Trigger breach confirmed
1-3+5@	Sample deviation (see appendix)

Customer Sample Ref.			SP9B	SP21B	SP22B	SP23B	SP9C	SP21C
Depth (m)			0.70 - 1.00	0.50 - 0.70	0.40 - 0.60	0.70 - 1.00	0.80 - 1.00	0.30 - 0.50
Sample Type			Soil/Solid (S)	Soil/Solid (S)	Soil/Solid (S)	Soil/Solid (S)	Soil/Solid (S)	Soil/Solid (S)
Date Sampled			01/10/2019	01/10/2019	02/10/2019	01/10/2019	01/10/2019	01/10/2019
Sampled Time			.	.	.	.	.	.
Date Received			04/10/2019	04/10/2019	04/10/2019	04/10/2019	04/10/2019	04/10/2019
SDG Ref			191004-110	191004-110	191004-110	191004-110	191004-110	191004-110
Lab Sample No.(s)			20875297	20874976	20875109	20874945	20874835	20874988
AGS Reference			ES	ES	ES	ES	ES	ES
Component	**LOD/Units**	**Method**						
GRO Surrogate % recovery**	%	TM089	114	89	98	85	96	84
GRO TOT (Moisture Corrected)	<0.1 mg/kg	TM089	<0.1 M	<0.1 M	<0.1 M	<0.1 M	<0.1 M	<0.1 M
Aliphatics >C5-C6	<0.01 mg/kg	TM089	<0.01	<0.01	<0.01	<0.01	<0.01	<0.01
Aliphatics >C6-C8	<0.01 mg/kg	TM089	<0.01	<0.01	<0.01	<0.01	<0.01	<0.01
Aliphatics >C8-C10	<0.01 mg/kg	TM089	0.016	<0.01	<0.01	<0.01	<0.01	<0.01
Aliphatics >C10-C12	<0.01 mg/kg	TM089	0.0308	<0.01	<0.01	<0.01	<0.01	<0.01
Aliphatics >C12-C16	<0.1 mg/kg	TM173	<0.1	<0.1	<0.1	0.962	1.54	0.603
Aliphatics >C16-C35	<0.1 mg/kg	TM173	16.1	48.3	<0.1	76	82.5	57.9
Aliphatics >C35-C44	<0.1 mg/kg	TM173	8.38	23.2	<0.1	43.8	23.3	23.8
Total Aliphatics >C12-C44	<0.1 mg/kg	TM173	24.5	71.5	<0.1	121	107	82.3
Aromatics >EC5-EC7	<0.01 mg/kg	TM089	<0.01	<0.01	<0.01	<0.01	<0.01	<0.01
Aromatics >EC7-EC8	<0.01 mg/kg	TM089	<0.01	<0.01	<0.01	<0.01	<0.01	<0.01
Aromatics >EC8-EC10	<0.01 mg/kg	TM089	0.0111	<0.01	<0.01	<0.01	<0.01	<0.01
Aromatics >EC10-EC12	<0.01 mg/kg	TM089	0.0209	<0.01	<0.01	<0.01	<0.01	<0.01
Aromatics >EC12-EC16	<0.1 mg/kg	TM173	<0.1	<0.1	<0.1	<0.1	<0.1	<0.1
Aromatics >EC16-EC21	<0.1 mg/kg	TM173	0.929	3.72	0.612	5.57	6.18	5.77
Aromatics >EC21-EC35	<0.1 mg/kg	TM173	16	34.2	3.25	62	38.7	43.5
Aromatics >EC35-EC44	<0.1 mg/kg	TM173	8.5	25.3	<0.1	55.9	24.6	24.2
Aromatics >EC40-EC44	<0.1 mg/kg	TM173	2.89	10.5	<0.1	23.4	10.1	9.42
Total Aromatics >EC12-EC44	<0.1 mg/kg	TM173	25.5	63.2	3.86	123	69.5	73.5
Total Aliphatics & Aromatics >C5-C44	<0.1 mg/kg	TM173	50	135	3.86	244	177	156
Total Aliphatics >C5-C10	<0.05 mg/kg	TM089			<0.05			
Total Aromatics >EC5-EC10	<0.05 mg/kg	TM089			<0.05			
GRO >C5-C10	<0.02 mg/kg	TM089			<0.02			
Aromatics >EC16-EC35	<0.1 mg/kg	TM173	17	37.9	3.86	67.6	44.9	49.3

Validated

CERTIFICATE OF ANALYSIS

SDG:	191004-110	**Client Reference:**	70053735	**Report Number:**	527697
Location:	Maylands	**Order Number:**	70053735-S01	**Superseded Report:**	527629

TPH CWG (S)

Results Legend

#	ISO17025 accredited.
M	*m*CERTS accredited.
aq	Aqueous / settled sample.
diss.filt	Dissolved / filtered sample.
tot.unfilt	Total / unfiltered sample.
*	Subcontracted - refer to subcontractor report for accreditation status.
**	% recovery of the surrogate standard to check the efficiency of the method. The results of individual compounds within samples aren't corrected for the recovery
(F)	Trigger breach confirmed
1-3+5@	Sample deviation (see appendix)

Customer Sample Ref.			SP22C	SP9D	SP22D	SP9E	SP21E	SP22E
Depth (m)			0.60 - 0.80	0.90 - 1.10	0.80 - 1.00	0.50 - 0.70	0.30 - 0.50	0.20 - 0.40
Sample Type			Soil/Solid (S)	Soil/Solid (S)	Soil/Solid (S)	Soil/Solid (S)	Soil/Solid (S)	Soil/Solid (S)
Date Sampled			02/10/2019	01/10/2019	04/10/2019	01/10/2019	01/10/2019	02/10/2019
Sampled Time			.	.	.	.	.	.
Date Received			04/10/2019	04/10/2019	04/10/2019	04/10/2019	04/10/2019	04/10/2019
SDG Ref			191004-110	191004-110	191004-110	191004-110	191004-110	191004-110
Lab Sample No.(s)			20875115	20874845	20875123	20874856	20874998	20875129
AGS Reference			ES	ES	ES	ES	ES	ES
Component	**LOD/Units**	**Method**						
GRO Surrogate % recovery**	%	TM089	104	82	90	87	123	95
GRO TOT (Moisture Corrected)	<0.1 mg/kg	TM089	<0.1 M	<0.1 M	<0.1 M	<0.1 M	<0.1 M	<0.1 M
Aliphatics >C5-C6	<0.01 mg/kg	TM089	<0.01	<0.01	<0.01	<0.01	<0.01	<0.01
Aliphatics >C6-C8	<0.01 mg/kg	TM089	<0.01	<0.01	<0.01	<0.01	<0.01	<0.01
Aliphatics >C8-C10	<0.01 mg/kg	TM089	<0.01	<0.01	<0.01	<0.01	<0.01	<0.01
Aliphatics >C10-C12	<0.01 mg/kg	TM089	<0.01	<0.01	<0.01	<0.01	<0.01	<0.01
Aliphatics >C12-C16	<0.1 mg/kg	TM173	<0.1	1.35	<0.1	<0.1	<0.1	<0.1
Aliphatics >C16-C35	<0.1 mg/kg	TM173	<0.1	180	<0.1	1.24	16.6	<0.1
Aliphatics >C35-C44	<0.1 mg/kg	TM173	<0.1	129	<0.1	<0.1	9.99	<0.1
Total Aliphatics >C12-C44	<0.1 mg/kg	TM173	<0.1	310	<0.1	2.59	26.6	<0.1
Aromatics >EC5-EC7	<0.01 mg/kg	TM089	<0.01	<0.01	<0.01	<0.01	<0.01	<0.01
Aromatics >EC7-EC8	<0.01 mg/kg	TM089	<0.01	<0.01	<0.01	<0.01	<0.01	<0.01
Aromatics >EC8-EC10	<0.01 mg/kg	TM089	<0.01	<0.01	<0.01	<0.01	<0.01	<0.01
Aromatics >EC10-EC12	<0.01 mg/kg	TM089	<0.01	<0.01	<0.01	<0.01	<0.01	<0.01
Aromatics >EC12-EC16	<0.1 mg/kg	TM173	<0.1	<0.1	<0.1	<0.1	<0.1	<0.1
Aromatics >EC16-EC21	<0.1 mg/kg	TM173	<0.1	5.64	<0.1	0.1	<0.1	<0.1
Aromatics >EC21-EC35	<0.1 mg/kg	TM173	4.09	115	<0.1	8.28	4.52	<0.1
Aromatics >EC35-EC44	<0.1 mg/kg	TM173	0.506	102	<0.1	3.39	8.57	<0.1
Aromatics >EC40-EC44	<0.1 mg/kg	TM173	<0.1	41.2	<0.1	1.08	4.19	<0.1
Total Aromatics >EC12-EC44	<0.1 mg/kg	TM173	4.6	222	<0.1	11.8	13.1	<0.1
Total Aliphatics & Aromatics >C5-C44	<0.1 mg/kg	TM173	4.6	533	<0.1	14.4	39.7	<0.1
Total Aliphatics >C5-C10	<0.05 mg/kg	TM089			<0.05			
Total Aromatics >EC5-EC10	<0.05 mg/kg	TM089			<0.05			
GRO >C5-C10	<0.02 mg/kg	TM089			<0.02			
Aromatics >EC16-EC35	<0.1 mg/kg	TM173	4.09	121	<0.1	8.38	4.52	<0.1

Validated

CERTIFICATE OF ANALYSIS

SDG:	191004-110	**Client Reference:**	70053735	**Report Number:**	527697
Location:	Maylands	**Order Number:**	70053735-S01	**Superseded Report:**	527629

TPH CWG (S)

Results Legend

#	ISO17025 accredited.
M	*m*CERTS accredited.
aq	Aqueous / settled sample.
diss.filt	Dissolved / filtered sample.
tot.unfilt	Total / unfiltered sample.
*	Subcontracted - refer to subcontractor report for accreditation status.
**	% recovery of the surrogate standard to check the efficiency of the method. The results of individual compounds within samples aren't corrected for the recovery
(F)	Trigger breach confirmed
1-3+5@	Sample deviation (see appendix)

Customer Sample Ref.			SP9F	SP21F	SP22F	SP21G	SP22G	SP21H
Depth (m)			0.80 - 1.00	0.40 - 0.60	0.50 - 0.70	0.20 - 0.40	0.30 - 0.50	0.30 - 0.50
Sample Type			Soil/Solid (S)	Soil/Solid (S)	Soil/Solid (S)	Soil/Solid (S)	Soil/Solid (S)	Soil/Solid (S)
Date Sampled			01/10/2019	01/10/2019	02/10/2019	01/10/2019	02/10/2019	01/10/2019
Sampled Time			.	.	.	.	.	.
Date Received			04/10/2019	04/10/2019	04/10/2019	04/10/2019	04/10/2019	04/10/2019
SDG Ref			191004-110	191004-110	191004-110	191004-110	191004-110	191004-110
Lab Sample No.(s)			20874863	20875007	20875137	20875017	20875142	20875025
AGS Reference			ES	ES	ES	ES	ES	ES
Component	**LOD/Units**	**Method**						
GRO Surrogate % recovery**	%	TM089	86	120	96	110	115	102
GRO TOT (Moisture Corrected)	<0.1 mg/kg	TM089	<0.1 M	1.25 M	<0.1 M	<0.1 M	<0.1 M	<0.1 M
Aliphatics >C5-C6	<0.01 mg/kg	TM089	<0.01	<0.01	<0.01	<0.01	<0.01	<0.01
Aliphatics >C6-C8	<0.01 mg/kg	TM089	<0.01	0.0321	<0.01	<0.01	<0.01	<0.01
Aliphatics >C8-C10	<0.01 mg/kg	TM089	<0.01	0.133	<0.01	<0.01	<0.01	<0.01
Aliphatics >C10-C12	<0.01 mg/kg	TM089	<0.01	0.594	<0.01	<0.01	<0.01	<0.01
Aliphatics >C12-C16	<0.1 mg/kg	TM173	<0.1	33.7	<0.1	6.06	<0.1	<0.1
Aliphatics >C16-C35	<0.1 mg/kg	TM173	2.33	365	<0.1	335	4.94	14.2
Aliphatics >C35-C44	<0.1 mg/kg	TM173	<0.1	117	<0.1	42	<0.1	1.82
Total Aliphatics >C12-C44	<0.1 mg/kg	TM173	3.84	516	<0.1	383	6.34	17.5
Aromatics >EC5-EC7	<0.01 mg/kg	TM089	<0.01	<0.01	<0.01	<0.01	<0.01	<0.01
Aromatics >EC7-EC8	<0.01 mg/kg	TM089	<0.01	<0.01	<0.01	<0.01	<0.01	<0.01
Aromatics >EC8-EC10	<0.01 mg/kg	TM089	<0.01	0.0893	<0.01	<0.01	<0.01	<0.01
Aromatics >EC10-EC12	<0.01 mg/kg	TM089	<0.01	0.396	<0.01	<0.01	<0.01	<0.01
Aromatics >EC12-EC16	<0.1 mg/kg	TM173	<0.1	6.08	<0.1	<0.1	<0.1	<0.1
Aromatics >EC16-EC21	<0.1 mg/kg	TM173	1.34	24.3	<0.1	14.5	2.88	<0.1
Aromatics >EC21-EC35	<0.1 mg/kg	TM173	11.1	116	<0.1	79.4	21.4	5.89
Aromatics >EC35-EC44	<0.1 mg/kg	TM173	2.75	104	<0.1	25.4	8.93	1.16
Aromatics >EC40-EC44	<0.1 mg/kg	TM173	0.616	50.1	<0.1	9.51	3.03	<0.1
Total Aromatics >EC12-EC44	<0.1 mg/kg	TM173	15.2	251	<0.1	119	33.2	7.04
Total Aliphatics & Aromatics >C5-C44	<0.1 mg/kg	TM173	19	768	<0.1	502	39.5	24.5
Aromatics >EC16-EC35	<0.1 mg/kg	TM173	12.4	141	<0.1	93.9	24.3	5.89

Validated

CERTIFICATE OF ANALYSIS

SDG:	191004-110	**Client Reference:**	70053735	**Report Number:**	527697
Location:	Maylands	**Order Number:**	70053735-S01	**Superseded Report:**	527629

TPH CWG (S)

Results Legend

#	ISO17025 accredited.
M	*m*CERTS accredited.
aq	Aqueous / settled sample.
diss.filt	Dissolved / filtered sample.
tot.unfilt	Total / unfiltered sample.
*	Subcontracted - refer to subcontractor report for accreditation status.
**	% recovery of the surrogate standard to check the efficiency of the method. The results of individual compounds within samples aren't corrected for the recovery
(F)	Trigger breach confirmed
1-3+5@	Sample deviation (see appendix)

Customer Sample Ref.			SP22H	SP21I	SP22I	SP21J	SP22J	SP21K
Depth (m)			0.50 - 0.80	0.50 - 0.70	0.80 - 1.10	0.50 - 0.70	0.20 - 0.40	0.80 - 1.00
Sample Type			Soil/Solid (S)	Soil/Solid (S)	Soil/Solid (S)	Soil/Solid (S)	Soil/Solid (S)	Soil/Solid (S)
Date Sampled			02/10/2019	01/10/2019	02/10/2019	01/10/2019	02/10/2019	01/10/2019
Sampled Time			.	.	.	.	.	.
Date Received			04/10/2019	04/10/2019	04/10/2019	04/10/2019	04/10/2019	04/10/2019
SDG Ref			191004-110	191004-110	191004-110	191004-110	191004-110	191004-110
Lab Sample No.(s)			20875147	20875037	20875158	20875045	20875167	20875053
AGS Reference			ES	ES	ES	ES	ES	ES
Component	**LOD/Units**	**Method**						
GRO Surrogate % recovery**	%	TM089	103	99	113	109	122	118
GRO TOT (Moisture Corrected)	<0.1 mg/kg	TM089	<0.1 M	<0.1 M	<0.1 M	<0.1 M	<0.1 M	<0.1 M
Aliphatics >C5-C6	<0.01 mg/kg	TM089	<0.01	<0.01	<0.01	<0.01	<0.01	<0.01
Aliphatics >C6-C8	<0.01 mg/kg	TM089	<0.01	<0.01	<0.01	<0.01	<0.01	<0.01
Aliphatics >C8-C10	<0.01 mg/kg	TM089	<0.01	<0.01	<0.01	<0.01	<0.01	<0.01
Aliphatics >C10-C12	<0.01 mg/kg	TM089	<0.01	<0.01	<0.01	<0.01	<0.01	<0.01
Aliphatics >C12-C16	<0.1 mg/kg	TM173	<0.1	1.49	<0.1	<0.1	<0.1	<0.1
Aliphatics >C16-C35	<0.1 mg/kg	TM173	<0.1	159	4.03	25.3	<0.1	6.52
Aliphatics >C35-C44	<0.1 mg/kg	TM173	<0.1	22	5.25	<0.1	<0.1	<0.1
Total Aliphatics >C12-C44	<0.1 mg/kg	TM173	<0.1	183	10.4	25.3	<0.1	7.72
Aromatics >EC5-EC7	<0.01 mg/kg	TM089	<0.01	<0.01	<0.01	<0.01	<0.01	<0.01
Aromatics >EC7-EC8	<0.01 mg/kg	TM089	<0.01	<0.01	<0.01	<0.01	<0.01	<0.01
Aromatics >EC8-EC10	<0.01 mg/kg	TM089	<0.01	<0.01	0	<0.01	<0.01	<0.01
Aromatics >EC10-EC12	<0.01 mg/kg	TM089	<0.01	<0.01	<0.01	<0.01	<0.01	<0.01
Aromatics >EC12-EC16	<0.1 mg/kg	TM173	<0.1	<0.1	<0.1	<0.1	<0.1	<0.1
Aromatics >EC16-EC21	<0.1 mg/kg	TM173	<0.1	5.31	<0.1	0.811	<0.1	<0.1
Aromatics >EC21-EC35	<0.1 mg/kg	TM173	3.45	37.5	4.25	5.87	2.65	3.87
Aromatics >EC35-EC44	<0.1 mg/kg	TM173	<0.1	12.2	6.84	<0.1	<0.1	<0.1
Aromatics >EC40-EC44	<0.1 mg/kg	TM173	<0.1	4.35	2.75	<0.1	<0.1	<0.1
Total Aromatics >EC12-EC44	<0.1 mg/kg	TM173	3.45	55	11.1	6.69	2.65	3.87
Total Aliphatics & Aromatics >C5-C44	<0.1 mg/kg	TM173	3.45	238	21.5	31.9	2.65	11.6
Total Aliphatics >C5-C10	<0.05 mg/kg	TM089	<0.05					
Total Aromatics >EC5-EC10	<0.05 mg/kg	TM089	<0.05					
GRO >C5-C10	<0.02 mg/kg	TM089	<0.02					
Aromatics >EC16-EC35	<0.1 mg/kg	TM173	3.45	42.8	4.25	6.69	2.65	3.87

Validated

CERTIFICATE OF ANALYSIS

SDG:	191004-110	**Client Reference:**	70053735	**Report Number:**	527697
Location:	Maylands	**Order Number:**	70053735-S01	**Superseded Report:**	527629

TPH CWG (S)

Results Legend

#	ISO17025 accredited.
M	*m*CERTS accredited.
aq	Aqueous / settled sample.
diss.filt	Dissolved / filtered sample.
tot.unfilt	Total / unfiltered sample.
*	Subcontracted - refer to subcontractor report for accreditation status.
**	% recovery of the surrogate standard to check the efficiency of the method. The results of individual compounds within samples aren't corrected for the recovery
(F)	Trigger breach confirmed
1-3+5@	Sample deviation (see appendix)

Customer Sample Ref.			SP22K	SP21L	SP22L	SP21M	SP22M	SP22N
Depth (m)			0.10 - 0.30	0.70 - 0.90	0.30 - 0.50	0.20 - 0.40	0.50 - 0.80	0.70 - 0.90
Sample Type			Soil/Solid (S)	Soil/Solid (S)	Soil/Solid (S)	Soil/Solid (S)	Soil/Solid (S)	Soil/Solid (S)
Date Sampled			02/10/2019	01/10/2019	02/10/2019	01/10/2019	02/10/2019	02/10/2019
Sampled Time			.	.	.	.	.	.
Date Received			04/10/2019	04/10/2019	04/10/2019	04/10/2019	04/10/2019	04/10/2019
SDG Ref			191004-110	191004-110	191004-110	191004-110	191004-110	191004-110
Lab Sample No.(s)			20875180	20875064	20875185	20875083	20875192	20875202
AGS Reference			ES	ES	ES	ES	ES	ES
Component	**LOD/Units**	**Method**						
GRO Surrogate % recovery**	%	TM089	118	129	93	97	112	122
GRO TOT (Moisture Corrected)	<0.1 mg/kg	TM089	<0.1 M	<0.1 M	<0.1 M	<0.1 M	<0.1 M	0.53 M
Aliphatics >C5-C6	<0.01 mg/kg	TM089	<0.01	<0.01	<0.01	<0.01	<0.01	0.0108
Aliphatics >C6-C8	<0.01 mg/kg	TM089	<0.01	<0.01	<0.01	<0.01	<0.01	0.0252
Aliphatics >C8-C10	<0.01 mg/kg	TM089	<0.01	<0.01	<0.01	<0.01	<0.01	0.0828
Aliphatics >C10-C12	<0.01 mg/kg	TM089	<0.01	<0.01	<0.01	<0.01	<0.01	0.212
Aliphatics >C12-C16	<0.1 mg/kg	TM173	3.57	<0.1	<0.1	<0.1	<0.1	8.35
Aliphatics >C16-C35	<0.1 mg/kg	TM173	42	47.8	27.7	13.7	<0.1	280
Aliphatics >C35-C44	<0.1 mg/kg	TM173	24.7	28.9	5.77	1.29	<0.1	40.6
Total Aliphatics >C12-C44	<0.1 mg/kg	TM173	70.3	76.7	33.4	15	<0.1	329
Aromatics >EC5-EC7	<0.01 mg/kg	TM089	<0.01	<0.01	<0.01	<0.01	<0.01	<0.01
Aromatics >EC7-EC8	<0.01 mg/kg	TM089	<0.01	<0.01	<0.01	<0.01	<0.01	<0.01
Aromatics >EC8-EC10	<0.01 mg/kg	TM089	<0.01	<0.01	<0.01	<0.01	<0.01	0.0552
Aromatics >EC10-EC12	<0.01 mg/kg	TM089	<0.01	<0.01	<0.01	<0.01	<0.01	0.142
Aromatics >EC12-EC16	<0.1 mg/kg	TM173	0.523	<0.1	<0.1	<0.1	<0.1	0.942
Aromatics >EC16-EC21	<0.1 mg/kg	TM173	18.7	4.67	<0.1	4.93	0.388	16.7
Aromatics >EC21-EC35	<0.1 mg/kg	TM173	36	36.5	10.2	17	3.92	73.1
Aromatics >EC35-EC44	<0.1 mg/kg	TM173	26.9	39.6	7.66	2.53	<0.1	19.9
Aromatics >EC40-EC44	<0.1 mg/kg	TM173	12.1	17.6	3.4	<0.1	<0.1	6.48
Total Aromatics >EC12-EC44	<0.1 mg/kg	TM173	82.2	80.8	17.9	24.5	4.31	111
Total Aliphatics & Aromatics >C5-C44	<0.1 mg/kg	TM173	152	157	51.3	39.5	4.31	440
Aromatics >EC16-EC35	<0.1 mg/kg	TM173	54.8	41.2	10.2	22	4.31	89.8

Validated

CERTIFICATE OF ANALYSIS

SDG:	191004-110	**Client Reference:**	70053735	**Report Number:**	527697
Location:	Maylands	**Order Number:**	70053735-S01	**Superseded Report:**	527629

TPH CWG (S)

Results Legend

#	ISO17025 accredited.
M	*m*CERTS accredited.
aq	Aqueous / settled sample.
diss.filt	Dissolved / filtered sample.
tot.unfilt	Total / unfiltered sample.
*	Subcontracted - refer to subcontractor report for accreditation status.
**	% recovery of the surrogate standard to check the efficiency of the method. The results of individual compounds within samples aren't corrected for the recovery
(F)	Trigger breach confirmed
1-3+5@	Sample deviation (see appendix)

Customer Sample Ref.			SP22O	SP22P	SP22Q	SP22R	SP22S	SP22T
Depth (m)			0.30 - 0.50	0.80 - 1.00	0.70 - 0.90	1.00 - 1.20	0.90 - 1.10	0.00 - 0.30
Sample Type			Soil/Solid (S)	Soil/Solid (S)	Soil/Solid (S)	Soil/Solid (S)	Soil/Solid (S)	Soil/Solid (S)
Date Sampled			02/10/2019	02/10/2019	02/10/2019	02/10/2019	02/10/2019	02/10/2019
Sampled Time			.	.	.	.	.	.
Date Received			04/10/2019	04/10/2019	04/10/2019	04/10/2019	04/10/2019	04/10/2019
SDG Ref			191004-110	191004-110	191004-110	191004-110	191004-110	191004-110
Lab Sample No.(s)			20875208	20875213	20875218	20875231	20875246	20875251
AGS Reference			ES	ES	ES	ES	ES	ES
Component	**LOD/Units**	**Method**						
GRO Surrogate % recovery**	%	TM089	122	107	137	101	92	84
GRO TOT (Moisture Corrected)	<0.1 mg/kg	TM089	<0.1 M	<0.1 M	<0.1 #	<0.1 M	<0.1 M	<0.1 M
Aliphatics >C5-C6	<0.01 mg/kg	TM089	<0.01	<0.01	<0.01	<0.01	<0.01	<0.01
Aliphatics >C6-C8	<0.01 mg/kg	TM089	<0.01	<0.01	<0.01	<0.01	<0.01	<0.01
Aliphatics >C8-C10	<0.01 mg/kg	TM089	<0.01	<0.01	<0.01	<0.01	<0.01	<0.01
Aliphatics >C10-C12	<0.01 mg/kg	TM089	<0.01	<0.01	<0.01	<0.01	<0.01	<0.01
Aliphatics >C12-C16	<0.1 mg/kg	TM173	<0.1	<0.1	<0.1	<0.1	<0.1	<0.1
Aliphatics >C16-C35	<0.1 mg/kg	TM173	<0.1	<0.1	3.1	<0.1	<0.1	2.84
Aliphatics >C35-C44	<0.1 mg/kg	TM173	<0.1	<0.1	2.83	<0.1	<0.1	<0.1
Total Aliphatics >C12-C44	<0.1 mg/kg	TM173	<0.1	<0.1	7.23	<0.1	<0.1	4.27
Aromatics >EC5-EC7	<0.01 mg/kg	TM089	<0.01	<0.01	<0.01	<0.01	<0.01	<0.01
Aromatics >EC7-EC8	<0.01 mg/kg	TM089	<0.01	<0.01	<0.01	<0.01	<0.01	<0.01
Aromatics >EC8-EC10	<0.01 mg/kg	TM089	<0.01	<0.01	<0.01	<0.01	<0.01	<0.01
Aromatics >EC10-EC12	<0.01 mg/kg	TM089	<0.01	<0.01	<0.01	<0.01	<0.01	<0.01
Aromatics >EC12-EC16	<0.1 mg/kg	TM173	<0.1	<0.1	<0.1	<0.1	<0.1	<0.1
Aromatics >EC16-EC21	<0.1 mg/kg	TM173	2.04	<0.1	2.3	<0.1	<0.1	<0.1
Aromatics >EC21-EC35	<0.1 mg/kg	TM173	13.5	1.43	10.7	1.24	<0.1	2.14
Aromatics >EC35-EC44	<0.1 mg/kg	TM173	5.02	0.218	4.63	<0.1	<0.1	0.79
Aromatics >EC40-EC44	<0.1 mg/kg	TM173	1.89	<0.1	1.81	<0.1	<0.1	<0.1
Total Aromatics >EC12-EC44	<0.1 mg/kg	TM173	20.6	1.65	17.7	1.24	<0.1	2.93
Total Aliphatics & Aromatics >C5-C44	<0.1 mg/kg	TM173	20.6	1.65	24.9	1.24	<0.1	7.2
Total Aliphatics >C5-C10	<0.05 mg/kg	TM089					<0.05	
Total Aromatics >EC5-EC10	<0.05 mg/kg	TM089					<0.05	
GRO >C5-C10	<0.02 mg/kg	TM089					<0.02	
Aromatics >EC16-EC35	<0.1 mg/kg	TM173	15.5	1.43	13	1.24	<0.1	2.14

Validated

CERTIFICATE OF ANALYSIS

SDG:	191004-110	**Client Reference:**	70053735	**Report Number:**	527697
Location:	Maylands	**Order Number:**	70053735-S01	**Superseded Report:**	527629

TPH CWG (S)

Results Legend

#	ISO17025 accredited.
M	*m*CERTS accredited.
aq	Aqueous / settled sample.
diss.filt	Dissolved / filtered sample.
tot.unfilt	Total / unfiltered sample.
*	Subcontracted - refer to subcontractor report for accreditation status.
**	% recovery of the surrogate standard to check the efficiency of the method. The results of individual compounds within samples aren't corrected for the recovery
(F)	Trigger breach confirmed
1-3+5@	Sample deviation (see appendix)

Customer Sample Ref.	SP22U
Depth (m)	0.50 - 0.80
Sample Type	Soil/Solid (S)
Date Sampled	02/10/2019
Sampled Time	.
Date Received	04/10/2019
SDG Ref	191004-110
Lab Sample No.(s)	20875256
AGS Reference	ES

Component	LOD/Units	Method	SP22U
GRO Surrogate % recovery**	%	TM089	106
GRO TOT (Moisture Corrected)	<0.1 mg/kg	TM089	<0.1 M
Aliphatics >C5-C6	<0.01 mg/kg	TM089	<0.01
Aliphatics >C6-C8	<0.01 mg/kg	TM089	<0.01
Aliphatics >C8-C10	<0.01 mg/kg	TM089	<0.01
Aliphatics >C10-C12	<0.01 mg/kg	TM089	<0.01
Aliphatics >C12-C16	<0.1 mg/kg	TM173	<0.1
Aliphatics >C16-C35	<0.1 mg/kg	TM173	<0.1
Aliphatics >C35-C44	<0.1 mg/kg	TM173	<0.1
Total Aliphatics >C12-C44	<0.1 mg/kg	TM173	<0.1
Aromatics >EC5-EC7	<0.01 mg/kg	TM089	<0.01
Aromatics >EC7-EC8	<0.01 mg/kg	TM089	<0.01
Aromatics >EC8-EC10	<0.01 mg/kg	TM089	<0.01
Aromatics >EC10-EC12	<0.01 mg/kg	TM089	<0.01
Aromatics >EC12-EC16	<0.1 mg/kg	TM173	<0.1
Aromatics >EC16-EC21	<0.1 mg/kg	TM173	0.486
Aromatics >EC21-EC35	<0.1 mg/kg	TM173	5.39
Aromatics >EC35-EC44	<0.1 mg/kg	TM173	<0.1
Aromatics >EC40-EC44	<0.1 mg/kg	TM173	<0.1
Total Aromatics >EC12-EC44	<0.1 mg/kg	TM173	5.88
Total Aliphatics & Aromatics >C5-C44	<0.1 mg/kg	TM173	5.88
Aromatics >EC16-EC35	<0.1 mg/kg	TM173	5.88

Validated

CERTIFICATE OF ANALYSIS

SDG:	191004-110	**Client Reference:**	70053735	**Report Number:**	527697
Location:	Maylands	**Order Number:**	70053735-S01	**Superseded Report:**	527629

VOC MS (S)

Results Legend

#	ISO17025 accredited.
M	*m*CERTS accredited.
aq	Aqueous / settled sample.
diss.filt	Dissolved / filtered sample.
tot.unfilt	Total / unfiltered sample.
*	Subcontracted - refer to subcontractor report for accreditation status.
**	% recovery of the surrogate standard to check the efficiency of the method. The results of individual compounds within samples aren't corrected for the recovery
(F)	Trigger breach confirmed
1-3+5@	Sample deviation (see appendix)

Customer Sample Ref.			SP1	SP2	SP3	SP4	SP7	SP8
Depth (m)			0.10 - 0.30	0.10 - 0.30	0.30 - 0.50	0.00 - 0.20	0.30 - 0.50	0.50 - 0.70
Sample Type			Soil/Solid (S)	Soil/Solid (S)	Soil/Solid (S)	Soil/Solid (S)	Soil/Solid (S)	Soil/Solid (S)
Date Sampled			01/10/2019	01/10/2019	01/10/2019	01/10/2019	01/10/2019	01/10/2019
Sampled Time			.	.	.	.	.	.
Date Received			04/10/2019	04/10/2019	04/10/2019	04/10/2019	04/10/2019	04/10/2019
SDG Ref			191004-110	191004-110	191004-110	191004-110	191004-110	191004-110
Lab Sample No.(s)			20874818	20874896	20874963	20875076	20875239	20875272
AGS Reference			ES	ES	ES	ES	ES	ES
Component	**LOD/Units**	**Method**						
Dibromofluoromethane**	%	TM116				114		
Toluene-d8**	%	TM116				102		
4-Bromofluorobenzene**	%	TM116				84.9		
Methyl Tertiary Butyl Ether	<0.01 mg/kg	TM116	<0.1 M	<0.1 M	<0.1 M	<0.1 M	<0.1 M	<0.1 M
Benzene	<0.009 mg/kg	TM116	<0.09 M	<0.09 M	<0.09 M	<0.09 M	<0.09 M	<0.09 M
Toluene	<0.007 mg/kg	TM116	<0.07 M	<0.07 M	<0.07 M	<0.07 M	<0.07 M	<0.07 M
Ethylbenzene	<0.004 mg/kg	TM116	<0.04 M	<0.04 M	<0.04 M	<0.04 M	<0.04 M	<0.04 M
p/m-Xylene	<0.01 mg/kg	TM116	<0.1 #	<0.1 #	<0.1 #	<0.1 #	<0.1 #	<0.1 #
o-Xylene	<0.01 mg/kg	TM116	<0.1 M	<0.1 M	<0.1 M	<0.1 M	<0.1 M	<0.1 M
Tert-amyl methyl ether	<0.01 mg/kg	TM116	<0.1 #	<0.1 #	<0.1 #	<0.1 #	<0.1 #	<0.1 #

CERTIFICATE OF ANALYSIS

SDG:	191004-110	**Client Reference:**	70053735	**Report Number:**	527697
Location:	Maylands	**Order Number:**	70053735-S01	**Superseded Report:**	527629

VOC MS (S)

Results Legend

#	ISO17025 accredited.
M	*m*CERTS accredited.
aq	Aqueous / settled sample.
diss.filt	Dissolved / filtered sample.
tot.unfilt	Total / unfiltered sample.
*	Subcontracted - refer to subcontractor report for accreditation status.
**	% recovery of the surrogate standard to check the efficiency of the method. The results of individual compounds within samples aren't corrected for the recovery
(F)	Trigger breach confirmed
1-3+5@	Sample deviation (see appendix)

Customer Sample Ref.			SP20	SP26	SP9A	SP21A	SP22A	SP23A
Depth (m)			0.30 - 0.50	0.10 - 0.30	0.30 - 0.50	0.80 - 1.00	0.20 - 0.40	0.50 - 0.70
Sample Type			Soil/Solid (S)	Soil/Solid (S)	Soil/Solid (S)	Soil/Solid (S)	Soil/Solid (S)	Soil/Solid (S)
Date Sampled			01/10/2019	02/10/2019	01/10/2019	01/10/2019	02/10/2019	01/10/2019
Sampled Time			.	.	.	.	.	.
Date Received			04/10/2019	04/10/2019	04/10/2019	04/10/2019	04/10/2019	04/10/2019
SDG Ref			191004-110	191004-110	191004-110	191004-110	191004-110	191004-110
Lab Sample No.(s)			20874918	20875095	20875281	20874953	20875101	20874939
AGS Reference			ES	ES	ES	ES	ES	ES
Component	**LOD/Units**	**Method**						
Dibromofluoromethane**	%	TM116			111	124	135	122
Toluene-d8**	%	TM116			98.9	97.9	99.3	96.2
4-Bromofluorobenzene**	%	TM116			101	95.6	103	99
Dichlorodifluoromethane	<0.006 mg/kg	TM116			<0.06 M	<0.06 M	<0.06 M	
Chloromethane	<0.007 mg/kg	TM116			<0.07 #	<0.07 #	<0.07 #	
Vinyl Chloride	<0.006 mg/kg	TM116			<0.06 M	<0.06 M	<0.06 M	
Bromomethane	<0.01 mg/kg	TM116			<0.1 M	<0.1 M	<0.1 M	
Chloroethane	<0.01 mg/kg	TM116			<0.1 M	<0.1 M	<0.1 M	
Trichlorofluorormethane	<0.006 mg/kg	TM116			<0.06 M	<0.06 M	<0.06 M	
1,1-Dichloroethene	<0.01 mg/kg	TM116			<0.1 #	<0.1 #	<0.1 #	
Carbon Disulphide	<0.007 mg/kg	TM116			<0.07 M	<0.07 M	<0.07 M	
Dichloromethane	<0.01 mg/kg	TM116			<0.1 #	<0.1 #	<0.1 #	
Methyl Tertiary Butyl Ether	<0.01 mg/kg	TM116	<0.1 M	<0.1 M	<0.1 M	<0.1 M	<0.1 M	<0.1 M
trans-1,2-Dichloroethene	<0.01 mg/kg	TM116			<0.1 M	<0.1 M	<0.1 M	
1,1-Dichloroethane	<0.008 mg/kg	TM116			<0.08 M	<0.08 M	<0.08 M	
cis-1,2-Dichloroethene	<0.006 mg/kg	TM116			<0.06 M	<0.06 M	<0.06 M	
2,2-Dichloropropane	<0.01 mg/kg	TM116			<0.1	<0.1	<0.1	
Bromochloromethane	<0.01 mg/kg	TM116			<0.1 M	<0.1 M	<0.1 M	
Chloroform	<0.008 mg/kg	TM116			<0.08 M	<0.08 M	<0.08 M	
1,1,1-Trichloroethane	<0.007 mg/kg	TM116			<0.07 M	<0.07 M	<0.07 M	
1,1-Dichloropropene	<0.01 mg/kg	TM116			<0.1 M	<0.1 M	<0.1 M	
Carbontetrachloride	<0.01 mg/kg	TM116			<0.1 M	<0.1 M	<0.1 M	
1,2-Dichloroethane	<0.005 mg/kg	TM116			<0.05 M	<0.05 M	<0.05 M	
Benzene	<0.009 mg/kg	TM116	<0.09 M	<0.09 M	<0.09 M	<0.09 M	<0.09 M	<0.09 M
Trichloroethene	<0.009 mg/kg	TM116			<0.09 #	<0.09 #	<0.09 #	
1,2-Dichloropropane	<0.01 mg/kg	TM116			<0.1 M	<0.1 M	<0.1 M	
Dibromomethane	<0.009 mg/kg	TM116			<0.09 M	<0.09 M	<0.09 M	
Bromodichloromethane	<0.007 mg/kg	TM116			<0.07 M	<0.07 M	<0.07 M	
cis-1,3-Dichloropropene	<0.01 mg/kg	TM116			<0.1 M	<0.1 M	<0.1 M	
Toluene	<0.007 mg/kg	TM116	<0.07 M	<0.07 M	<0.07 M	<0.07 M	<0.07 M	<0.07 M
trans-1,3-Dichloropropene	<0.01 mg/kg	TM116			<0.1	<0.1	<0.1	
1,1,2-Trichloroethane	<0.01 mg/kg	TM116			<0.1 M	<0.1 M	<0.1 M	

CERTIFICATE OF ANALYSIS

SDG:	191004-110	**Client Reference:**	70053735	**Report Number:**	527697
Location:	Maylands	**Order Number:**	70053735-S01	**Superseded Report:**	527629

VOC MS (S)

Results Legend

#	ISO17025 accredited.
M	*m*CERTS accredited.
aq	Aqueous / settled sample.
diss.filt	Dissolved / filtered sample.
tot.unfilt	Total / unfiltered sample.
*	Subcontracted - refer to subcontractor report for accreditation status.
**	% recovery of the surrogate standard to check the efficiency of the method. The results of individual compounds within samples aren't corrected for the recovery
(F)	Trigger breach confirmed
1-3+§@	Sample deviation (see appendix)

Customer Sample Ref.			SP20	SP26	SP9A	SP21A	SP22A	SP23A
Depth (m)			0.30 - 0.50	0.10 - 0.30	0.30 - 0.50	0.80 - 1.00	0.20 - 0.40	0.50 - 0.70
Sample Type			Soil/Solid (S)	Soil/Solid (S)	Soil/Solid (S)	Soil/Solid (S)	Soil/Solid (S)	Soil/Solid (S)
Date Sampled			01/10/2019	02/10/2019	01/10/2019	01/10/2019	02/10/2019	01/10/2019
Sampled Time			-	-	-	-	-	-
Date Received			04/10/2019	04/10/2019	04/10/2019	04/10/2019	04/10/2019	04/10/2019
SDG Ref			191004-110	191004-110	191004-110	191004-110	191004-110	191004-110
Lab Sample No.(s)			20874918	20875095	20875281	20874953	20875101	20874939
AGS Reference			ES	ES	ES	ES	ES	ES
Component	**LOD/Units**	**Method**						
1,3-Dichloropropane	<0.007 mg/kg	TM116			<0.07 M	<0.07 M	<0.07 M	
Tetrachloroethene	<0.005 mg/kg	TM116			<0.05 M	<0.05 M	<0.05 M	
Dibromochloromethane	<0.01 mg/kg	TM116			<0.1 M	<0.1 M	<0.1 M	
1,2-Dibromoethane	<0.01 mg/kg	TM116			<0.1 M	<0.1 M	<0.1 M	
Chlorobenzene	<0.005 mg/kg	TM116			<0.05 M	<0.05 M	<0.05 M	
1,1,1,2-Tetrachloroethane	<0.01 mg/kg	TM116			<0.1 M	<0.1 M	<0.1 M	
Ethylbenzene	<0.004 mg/kg	TM116	<0.04 M	<0.04 M	<0.04 M	<0.04 M	<0.04 M	<0.04 M
p/m-Xylene	<0.01 mg/kg	TM116	<0.1 #	<0.1 #	<0.1 #	<0.1 #	<0.1 #	<0.1 #
o-Xylene	<0.01 mg/kg	TM116	<0.1 M	<0.1 M	<0.1 M	<0.1 M	<0.1 M	<0.1 M
Styrene	<0.01 mg/kg	TM116			<0.1 #	<0.1 #	<0.1 #	
Bromoform	<0.01 mg/kg	TM116			<0.1 M	<0.1 M	<0.1 M	
Isopropylbenzene	<0.005 mg/kg	TM116			<0.05 #	<0.05 #	<0.05 #	
1,1,2,2-Tetrachloroethane	<0.01 mg/kg	TM116			<0.1 #	<0.1 #	<0.1 #	
1,2,3-Trichloropropane	<0.016 mg/kg	TM116			<0.16 M	<0.16 M	<0.16 M	
Bromobenzene	<0.01 mg/kg	TM116			<0.1 M	<0.1 M	<0.1 M	
Propylbenzene	<0.01 mg/kg	TM116			<0.1 M	<0.1 M	<0.1 M	
2-Chlorotoluene	<0.009 mg/kg	TM116			<0.09 M	<0.09 M	<0.09 M	
1,3,5-Trimethylbenzene	<0.008 mg/kg	TM116			<0.08 M	<0.08 M	<0.08 M	
4-Chlorotoluene	<0.01 mg/kg	TM116			<0.1 M	<0.1 M	<0.1 M	
tert-Butylbenzene	<0.014 mg/kg	TM116			<0.14 M	<0.14 M	<0.14 M	
1,2,4-Trimethylbenzene	<0.009 mg/kg	TM116			<0.09 #	<0.09 #	<0.09 #	
sec-Butylbenzene	<0.01 mg/kg	TM116			<0.1	<0.1	<0.1	
4-Isopropyltoluene	<0.01 mg/kg	TM116			<0.1 M	<0.1 M	<0.1 M	
1,3-Dichlorobenzene	<0.008 mg/kg	TM116			<0.08 M	<0.08 M	<0.08 M	
1,4-Dichlorobenzene	<0.005 mg/kg	TM116			<0.05 M	<0.05 M	<0.05 M	
n-Butylbenzene	<0.011 mg/kg	TM116			<0.11	<0.11	<0.11	
1,2-Dichlorobenzene	<0.01 mg/kg	TM116			<0.1 M	<0.1 M	<0.1 M	
1,2-Dibromo-3-chloropropane	<0.014 mg/kg	TM116			<0.14 M	<0.14 M	<0.14 M	
Tert-amyl methyl ether	<0.01 mg/kg	TM116	<0.1 #	<0.1 #	<0.1 #	<0.1 #	<0.1 #	<0.1 #
1,2,4-Trichlorobenzene	<0.02 mg/kg	TM116			<0.2	<0.2	<0.2	
Hexachlorobutadiene	<0.02 mg/kg	TM116			<0.2	<0.2	<0.2	
Naphthalene	<0.013 mg/kg	TM116			<0.13 M	<0.13 M	<0.13 M	

Validated

CERTIFICATE OF ANALYSIS

SDG:	191004-110	**Client Reference:**	70053735	**Report Number:**	527697
Location:	Maylands	**Order Number:**	70053735-S01	**Superseded Report:**	527629

VOC MS (S)

Results Legend

#	ISO17025 accredited.
M	*m*CERTS accredited.
aq	Aqueous / settled sample.
diss.filt	Dissolved / filtered sample.
tot.unfilt	Total / unfiltered sample.
*	Subcontracted - refer to subcontractor report for accreditation status.
**	% recovery of the surrogate standard to check the efficiency of the method. The results of individual compounds within samples aren't corrected for the recovery
(F)	Trigger breach confirmed
1-3+§@	Sample deviation (see appendix)

Customer Sample Ref.			SP20	SP26	SP9A	SP21A	SP22A	SP23A
Depth (m)			0.30 - 0.50	0.10 - 0.30	0.30 - 0.50	0.80 - 1.00	0.20 - 0.40	0.50 - 0.70
Sample Type			Soil/Solid (S)	Soil/Solid (S)	Soil/Solid (S)	Soil/Solid (S)	Soil/Solid (S)	Soil/Solid (S)
Date Sampled			01/10/2019	02/10/2019	01/10/2019	01/10/2019	02/10/2019	01/10/2019
Sampled Time			-	-	-	-	-	-
Date Received			04/10/2019	04/10/2019	04/10/2019	04/10/2019	04/10/2019	04/10/2019
SDG Ref			191004-110	191004-110	191004-110	191004-110	191004-110	191004-110
Lab Sample No.(s)			20874918	20875095	20875281	20874953	20875101	20874939
AGS Reference			ES	ES	ES	ES	ES	ES
Component	**LOD/Units**	**Method**						
1,2,3-Trichlorobenzene	<0.02 mg/kg	TM116			<0.2 #	<0.2 #	<0.2 #	
1,3,5-Trichlorobenzene	<0.02 mg/kg	TM116			<0.2	<0.2	<0.2	

CERTIFICATE OF ANALYSIS

SDG:	191004-110	**Client Reference:**	70053735	**Report Number:**	527697
Location:	Maylands	**Order Number:**	70053735-S01	**Superseded Report:**	527629

VOC MS (S)

Results Legend

#	ISO17025 accredited.
M	*m*CERTS accredited.
aq	Aqueous / settled sample.
diss.filt	Dissolved / filtered sample.
tot.unfilt	Total / unfiltered sample.
*	Subcontracted - refer to subcontractor report for accreditation status.
**	% recovery of the surrogate standard to check the efficiency of the method. The results of individual compounds within samples aren't corrected for the recovery
(F)	Trigger breach confirmed
1-3+5@	Sample deviation (see appendix)

Customer Sample Ref.			SP9B	SP21B	SP22B	SP23B	SP9C	SP21C
Depth (m)			0.70 - 1.00	0.50 - 0.70	0.40 - 0.60	0.70 - 1.00	0.80 - 1.00	0.30 - 0.50
Sample Type			Soil/Solid (S)	Soil/Solid (S)	Soil/Solid (S)	Soil/Solid (S)	Soil/Solid (S)	Soil/Solid (S)
Date Sampled			01/10/2019	01/10/2019	02/10/2019	01/10/2019	01/10/2019	01/10/2019
Sampled Time			.	.	.	.	.	.
Date Received			04/10/2019	04/10/2019	04/10/2019	04/10/2019	04/10/2019	04/10/2019
SDG Ref			191004-110	191004-110	191004-110	191004-110	191004-110	191004-110
Lab Sample No.(s)			20875297	20874976	20875109	20874945	20874835	20874988
AGS Reference			ES	ES	ES	ES	ES	ES
Component	**LOD/Units**	**Method**						
Dibromofluoromethane**	%	TM116	135	118		116	125	111
Toluene-d8**	%	TM116	102	98.7		97.3	98.1	98.3
4-Bromofluorobenzene**	%	TM116	101	102		97.7	102	95.4
Dichlorodifluoromethane	<0.006 mg/kg	TM116				<0.06 M	<0.06 M	<0.06 M
Chloromethane	<0.007 mg/kg	TM116				<0.07 #	<0.07 #	<0.07 #
Vinyl Chloride	<0.006 mg/kg	TM116				<0.06 M	<0.06 M	<0.06 M
Bromomethane	<0.01 mg/kg	TM116				<0.1 M	<0.1 M	<0.1 M
Chloroethane	<0.01 mg/kg	TM116				<0.1 M	<0.1 M	<0.1 M
Trichlorofluorormethane	<0.006 mg/kg	TM116				<0.06 M	<0.06 M	<0.06 M
1,1-Dichloroethene	<0.01 mg/kg	TM116				<0.1 #	<0.1 #	<0.1 #
Carbon Disulphide	<0.007 mg/kg	TM116				<0.07 M	<0.07 M	<0.07 M
Dichloromethane	<0.01 mg/kg	TM116				<0.1 #	<0.1 #	<0.1 #
Methyl Tertiary Butyl Ether	<0.01 mg/kg	TM116	<0.1 M	<0.1 M	<0.1 M	<0.1 M	<0.1 M	<0.1 M
trans-1,2-Dichloroethene	<0.01 mg/kg	TM116				<0.1 M	<0.1 M	<0.1 M
1,1-Dichloroethane	<0.008 mg/kg	TM116				<0.08 M	<0.08 M	<0.08 M
cis-1,2-Dichloroethene	<0.006 mg/kg	TM116				<0.06 M	<0.06 M	<0.06 M
2,2-Dichloropropane	<0.01 mg/kg	TM116				<0.1	<0.1	<0.1
Bromochloromethane	<0.01 mg/kg	TM116				<0.1 M	<0.1 M	<0.1 M
Chloroform	<0.008 mg/kg	TM116				<0.08 M	<0.08 M	<0.08 M
1,1,1-Trichloroethane	<0.007 mg/kg	TM116				<0.07 M	<0.07 M	<0.07 M
1,1-Dichloropropene	<0.01 mg/kg	TM116				<0.1 M	<0.1 M	<0.1 M
Carbontetrachloride	<0.01 mg/kg	TM116				<0.1 M	<0.1 M	<0.1 M
1,2-Dichloroethane	<0.005 mg/kg	TM116				<0.05 M	<0.05 M	<0.05 M
Benzene	<0.009 mg/kg	TM116	<0.09 M	<0.09 M	<0.09 M	<0.09 M	<0.09 M	<0.09 M
Trichloroethene	<0.009 mg/kg	TM116				<0.09 #	<0.09 #	<0.09 #
1,2-Dichloropropane	<0.01 mg/kg	TM116				<0.1 M	<0.1 M	<0.1 M
Dibromomethane	<0.009 mg/kg	TM116				<0.09 M	<0.09 M	<0.09 M
Bromodichloromethane	<0.007 mg/kg	TM116				<0.07 M	<0.07 M	<0.07 M
cis-1,3-Dichloropropene	<0.01 mg/kg	TM116				<0.1 M	<0.1 M	<0.1 M
Toluene	<0.007 mg/kg	TM116	<0.07 M	<0.07 M	<0.07 M	<0.07 M	<0.07 M	<0.07 M
trans-1,3-Dichloropropene	<0.01 mg/kg	TM116				<0.1	<0.1	<0.1
1,1,2-Trichloroethane	<0.01 mg/kg	TM116				<0.1 M	<0.1 M	<0.1 M

CERTIFICATE OF ANALYSIS

SDG:	191004-110	**Client Reference:**	70053735	**Report Number:**	527697
Location:	Maylands	**Order Number:**	70053735-S01	**Superseded Report:**	527629

VOC MS (S)

Results Legend

#	ISO17025 accredited.
M	*m*CERTS accredited.
aq	Aqueous / settled sample.
diss.filt	Dissolved / filtered sample.
tot.unfilt	Total / unfiltered sample.
*	Subcontracted - refer to subcontractor report for accreditation status.
**	% recovery of the surrogate standard to check the efficiency of the method. The results of individual compounds within samples aren't corrected for the recovery
(F)	Trigger breach confirmed
1-3+§@	Sample deviation (see appendix)

Customer Sample Ref.			SP9B	SP21B	SP22B	SP23B	SP9C	SP21C
Depth (m)			0.70 - 1.00	0.50 - 0.70	0.40 - 0.60	0.70 - 1.00	0.80 - 1.00	0.30 - 0.50
Sample Type			Soil/Solid (S)	Soil/Solid (S)	Soil/Solid (S)	Soil/Solid (S)	Soil/Solid (S)	Soil/Solid (S)
Date Sampled			01/10/2019	01/10/2019	02/10/2019	01/10/2019	01/10/2019	01/10/2019
Sampled Time			-	-	-	-	-	-
Date Received			04/10/2019	04/10/2019	04/10/2019	04/10/2019	04/10/2019	04/10/2019
SDG Ref			191004-110	191004-110	191004-110	191004-110	191004-110	191004-110
Lab Sample No.(s)			20875297	20874976	20875109	20874945	20874835	20874988
AGS Reference			ES	ES	ES	ES	ES	ES
Component	**LOD/Units**	**Method**						
1,3-Dichloropropane	<0.007 mg/kg	TM116				<0.07 M	<0.07 M	<0.07 M
Tetrachloroethene	<0.005 mg/kg	TM116				<0.05 M	<0.05 M	<0.05 M
Dibromochloromethane	<0.01 mg/kg	TM116				<0.1 M	<0.1 M	<0.1 M
1,2-Dibromoethane	<0.01 mg/kg	TM116				<0.1 M	<0.1 M	<0.1 M
Chlorobenzene	<0.005 mg/kg	TM116				<0.05 M	<0.05 M	<0.05 M
1,1,1,2-Tetrachloroethane	<0.01 mg/kg	TM116				<0.1 M	<0.1 M	<0.1 M
Ethylbenzene	<0.004 mg/kg	TM116	<0.04 M	<0.04 M	<0.04 M	<0.04 M	<0.04 M	<0.04 M
p/m-Xylene	<0.01 mg/kg	TM116	<0.1 #	<0.1 #	<0.1 #	<0.1 #	<0.1 #	<0.1 #
o-Xylene	<0.01 mg/kg	TM116	<0.1 M	<0.1 M	<0.1 M	<0.1 M	<0.1 M	<0.1 M
Styrene	<0.01 mg/kg	TM116				<0.1 #	<0.1 #	<0.1 #
Bromoform	<0.01 mg/kg	TM116				<0.1 M	<0.1 M	<0.1 M
Isopropylbenzene	<0.005 mg/kg	TM116				<0.05 #	<0.05 #	<0.05 #
1,1,2,2-Tetrachloroethane	<0.01 mg/kg	TM116				<0.1 #	<0.1 #	<0.1 #
1,2,3-Trichloropropane	<0.016 mg/kg	TM116				<0.16 M	<0.16 M	<0.16 M
Bromobenzene	<0.01 mg/kg	TM116				<0.1 M	<0.1 M	<0.1 M
Propylbenzene	<0.01 mg/kg	TM116				<0.1 M	<0.1 M	<0.1 M
2-Chlorotoluene	<0.009 mg/kg	TM116				<0.09 M	<0.09 M	<0.09 M
1,3,5-Trimethylbenzene	<0.008 mg/kg	TM116				<0.08 M	<0.08 M	<0.08 M
4-Chlorotoluene	<0.01 mg/kg	TM116				<0.1 M	<0.1 M	<0.1 M
tert-Butylbenzene	<0.014 mg/kg	TM116				<0.14 M	<0.14 M	<0.14 M
1,2,4-Trimethylbenzene	<0.009 mg/kg	TM116				<0.09 #	<0.09 #	<0.09 #
sec-Butylbenzene	<0.01 mg/kg	TM116				<0.1	<0.1	<0.1
4-Isopropyltoluene	<0.01 mg/kg	TM116				<0.1 M	<0.1 M	<0.1 M
1,3-Dichlorobenzene	<0.008 mg/kg	TM116				<0.08 M	<0.08 M	<0.08 M
1,4-Dichlorobenzene	<0.005 mg/kg	TM116				<0.05 M	<0.05 M	<0.05 M
n-Butylbenzene	<0.011 mg/kg	TM116				<0.11	<0.11	<0.11
1,2-Dichlorobenzene	<0.01 mg/kg	TM116				<0.1 M	<0.1 M	<0.1 M
1,2-Dibromo-3-chloropropane	<0.014 mg/kg	TM116				<0.14 M	<0.14 M	<0.14 M
Tert-amyl methyl ether	<0.01 mg/kg	TM116	<0.1 #	<0.1 #	<0.1 #	<0.1 #	<0.1 #	<0.1 #
1,2,4-Trichlorobenzene	<0.02 mg/kg	TM116				<0.2	<0.2	<0.2
Hexachlorobutadiene	<0.02 mg/kg	TM116				<0.2	<0.2	<0.2
Naphthalene	<0.013 mg/kg	TM116				<0.13 M	<0.13 M	<0.13 M

Validated

CERTIFICATE OF ANALYSIS

SDG:	191004-110	**Client Reference:**	70053735	**Report Number:**	527697
Location:	Maylands	**Order Number:**	70053735-S01	**Superseded Report:**	527629

VOC MS (S)

Results Legend

#	ISO17025 accredited.
M	*m*CERTS accredited.
aq	Aqueous / settled sample.
diss.filt	Dissolved / filtered sample.
tot.unfilt	Total / unfiltered sample.
*	Subcontracted - refer to subcontractor report for accreditation status.
**	% recovery of the surrogate standard to check the efficiency of the method. The results of individual compounds within samples aren't corrected for the recovery
(F)	Trigger breach confirmed
1-3+§@	Sample deviation (see appendix)

Customer Sample Ref.			SP9B	SP21B	SP22B	SP23B	SP9C	SP21C
Depth (m)			0.70 - 1.00	0.50 - 0.70	0.40 - 0.60	0.70 - 1.00	0.80 - 1.00	0.30 - 0.50
Sample Type			Soil/Solid (S)	Soil/Solid (S)	Soil/Solid (S)	Soil/Solid (S)	Soil/Solid (S)	Soil/Solid (S)
Date Sampled			01/10/2019	01/10/2019	02/10/2019	01/10/2019	01/10/2019	01/10/2019
Sampled Time			-	-	-	-	-	-
Date Received			04/10/2019	04/10/2019	04/10/2019	04/10/2019	04/10/2019	04/10/2019
SDG Ref			191004-110	191004-110	191004-110	191004-110	191004-110	191004-110
Lab Sample No.(s)			20875297	20874976	20875109	20874945	20874835	20874988
AGS Reference			ES	ES	ES	ES	ES	ES
Component	**LOD/Units**	**Method**						
1,2,3-Trichlorobenzene	<0.02 mg/kg	TM116				<0.2 #	<0.2 #	<0.2 #
1,3,5-Trichlorobenzene	<0.02 mg/kg	TM116				<0.2	<0.2	<0.2

CERTIFICATE OF ANALYSIS

SDG:	191004-110	**Client Reference:**	70053735	**Report Number:**	527697
Location:	Maylands	**Order Number:**	70053735-S01	**Superseded Report:**	527629

VOC MS (S)

Results Legend

#	ISO17025 accredited.
M	*m*CERTS accredited.
aq	Aqueous / settled sample.
diss.filt	Dissolved / filtered sample.
tot.unfilt	Total / unfiltered sample.
*	Subcontracted - refer to subcontractor report for accreditation status.
**	% recovery of the surrogate standard to check the efficiency of the method. The results of individual compounds within samples aren't corrected for the recovery
(F)	Trigger breach confirmed
1-3+5@	Sample deviation (see appendix)

Customer Sample Ref.			SP22C	SP9D	SP22D	SP9E	SP21E	SP22E
Depth (m)			0.60 - 0.80	0.90 - 1.10	0.80 - 1.00	0.50 - 0.70	0.30 - 0.50	0.20 - 0.40
Sample Type			Soil/Solid (S)	Soil/Solid (S)	Soil/Solid (S)	Soil/Solid (S)	Soil/Solid (S)	Soil/Solid (S)
Date Sampled			02/10/2019	01/10/2019	04/10/2019	01/10/2019	01/10/2019	02/10/2019
Sampled Time			.	.	.	.	.	.
Date Received			04/10/2019	04/10/2019	04/10/2019	04/10/2019	04/10/2019	04/10/2019
SDG Ref			191004-110	191004-110	191004-110	191004-110	191004-110	191004-110
Lab Sample No.(s)			20875115	20874845	20875123	20874856	20874998	20875129
AGS Reference			ES	ES	ES	ES	ES	ES
Component	**LOD/Units**	**Method**						
Dibromofluoromethane**	%	TM116	114		107	113		
Toluene-d8**	%	TM116	100		99.9	99.4		
4-Bromofluorobenzene**	%	TM116	97.4		95.7	101		
Dichlorodifluoromethane	<0.006 mg/kg	TM116	<0.06 M		<0.06 M	<0.06 M		
Chloromethane	<0.007 mg/kg	TM116	<0.07 #		<0.07 #	<0.07 #		
Vinyl Chloride	<0.006 mg/kg	TM116	<0.06 M		<0.06 M	<0.06 M		
Bromomethane	<0.01 mg/kg	TM116	<0.1 M		<0.1 M	<0.1 M		
Chloroethane	<0.01 mg/kg	TM116	<0.1 M		<0.1 M	<0.1 M		
Trichlorofluorormethane	<0.006 mg/kg	TM116	<0.06 M		<0.06 M	<0.06 M		
1,1-Dichloroethene	<0.01 mg/kg	TM116	<0.1 #		<0.1 #	<0.1 #		
Carbon Disulphide	<0.007 mg/kg	TM116	<0.07 M		<0.07 M	<0.07 M		
Dichloromethane	<0.01 mg/kg	TM116	<0.1 #		<0.1 #	<0.1 #		
Methyl Tertiary Butyl Ether	<0.01 mg/kg	TM116	<0.1 M	<0.1 M	<0.1 M	<0.1 M	<0.1 M	<0.1 M
trans-1,2-Dichloroethene	<0.01 mg/kg	TM116	<0.1 M		<0.1 M	<0.1 M		
1,1-Dichloroethane	<0.008 mg/kg	TM116	<0.08 M		<0.08 M	<0.08 M		
cis-1,2-Dichloroethene	<0.006 mg/kg	TM116	<0.06 M		<0.06 M	<0.06 M		
2,2-Dichloropropane	<0.01 mg/kg	TM116	<0.1		<0.1	<0.1		
Bromochloromethane	<0.01 mg/kg	TM116	<0.1 M		<0.1 M	<0.1 M		
Chloroform	<0.008 mg/kg	TM116	<0.08 M		<0.08 M	<0.08 M		
1,1,1-Trichloroethane	<0.007 mg/kg	TM116	<0.07 M		<0.07 M	<0.07 M		
1,1-Dichloropropene	<0.01 mg/kg	TM116	<0.1 M		<0.1 M	<0.1 M		
Carbontetrachloride	<0.01 mg/kg	TM116	<0.1 M		<0.1 M	<0.1 M		
1,2-Dichloroethane	<0.005 mg/kg	TM116	<0.05 M		<0.05 M	<0.05 M		
Benzene	<0.009 mg/kg	TM116	<0.09 M	<0.09 M	<0.09 M	<0.09 M	<0.09 M	<0.09 M
Trichloroethene	<0.009 mg/kg	TM116	<0.09 #		<0.09 #	<0.09 #		
1,2-Dichloropropane	<0.01 mg/kg	TM116	<0.1 M		<0.1 M	<0.1 M		
Dibromomethane	<0.009 mg/kg	TM116	<0.09 M		<0.09 M	<0.09 M		
Bromodichloromethane	<0.007 mg/kg	TM116	<0.07 M		<0.07 M	<0.07 M		
cis-1,3-Dichloropropene	<0.01 mg/kg	TM116	<0.1 M		<0.1 M	<0.1 M		
Toluene	<0.007 mg/kg	TM116	<0.07 M	<0.07 M	<0.07 M	<0.07 M	<0.07 M	<0.07 M
trans-1,3-Dichloropropene	<0.01 mg/kg	TM116	<0.1		<0.1	<0.1		
1,1,2-Trichloroethane	<0.01 mg/kg	TM116	<0.1 M		<0.1 M	<0.1 M		

CERTIFICATE OF ANALYSIS

SDG:	191004-110	**Client Reference:**	70053735	**Report Number:**	527697
Location:	Maylands	**Order Number:**	70053735-S01	**Superseded Report:**	527629

VOC MS (S)

Results Legend

#	ISO17025 accredited.
M	*m*CERTS accredited.
aq	Aqueous / settled sample.
diss.filt	Dissolved / filtered sample.
tot.unfilt	Total / unfiltered sample.
*	Subcontracted - refer to subcontractor report for accreditation status.
**	% recovery of the surrogate standard to check the efficiency of the method. The results of individual compounds within samples aren't corrected for the recovery
(F)	Trigger breach confirmed
1-3+§@	Sample deviation (see appendix)

Customer Sample Ref.			SP22C	SP9D	SP22D	SP9E	SP21E	SP22E
Depth (m)			0.60 - 0.80	0.90 - 1.10	0.80 - 1.00	0.50 - 0.70	0.30 - 0.50	0.20 - 0.40
Sample Type			Soil/Solid (S)	Soil/Solid (S)	Soil/Solid (S)	Soil/Solid (S)	Soil/Solid (S)	Soil/Solid (S)
Date Sampled			02/10/2019	01/10/2019	04/10/2019	01/10/2019	01/10/2019	02/10/2019
Sampled Time			-	-	-	-	-	-
Date Received			04/10/2019	04/10/2019	04/10/2019	04/10/2019	04/10/2019	04/10/2019
SDG Ref			191004-110	191004-110	191004-110	191004-110	191004-110	191004-110
Lab Sample No.(s)			20875115	20874845	20875123	20874856	20874998	20875129
AGS Reference			ES	ES	ES	ES	ES	ES
Component	**LOD/Units**	**Method**						
1,3-Dichloropropane	<0.007 mg/kg	TM116	<0.07 M		<0.07 M	<0.07 M		
Tetrachloroethene	<0.005 mg/kg	TM116	<0.05 M		<0.05 M	<0.05 M		
Dibromochloromethane	<0.01 mg/kg	TM116	<0.1 M		<0.1 M	<0.1 M		
1,2-Dibromoethane	<0.01 mg/kg	TM116	<0.1 M		<0.1 M	<0.1 M		
Chlorobenzene	<0.005 mg/kg	TM116	<0.05 M		<0.05 M	<0.05 M		
1,1,1,2-Tetrachloroethane	<0.01 mg/kg	TM116	<0.1 M		<0.1 M	<0.1 M		
Ethylbenzene	<0.004 mg/kg	TM116	<0.04 M	<0.04 M	<0.04 M	<0.04 M	<0.04 M	<0.04 M
p/m-Xylene	<0.01 mg/kg	TM116	<0.1 #	<0.1 #	<0.1 #	<0.1 #	<0.1 #	<0.1 #
o-Xylene	<0.01 mg/kg	TM116	<0.1 M	<0.1 M	<0.1 M	<0.1 M	<0.1 M	<0.1 M
Styrene	<0.01 mg/kg	TM116	<0.1 #		<0.1 #	<0.1 #		
Bromoform	<0.01 mg/kg	TM116	<0.1 M		<0.1 M	<0.1 M		
Isopropylbenzene	<0.005 mg/kg	TM116	<0.05 #		<0.05 #	<0.05 #		
1,1,2,2-Tetrachloroethane	<0.01 mg/kg	TM116	<0.1 #		<0.1 #	<0.1 #		
1,2,3-Trichloropropane	<0.016 mg/kg	TM116	<0.16 M		<0.16 M	<0.16 M		
Bromobenzene	<0.01 mg/kg	TM116	<0.1 M		<0.1 M	<0.1 M		
Propylbenzene	<0.01 mg/kg	TM116	<0.1 M		<0.1 M	<0.1 M		
2-Chlorotoluene	<0.009 mg/kg	TM116	<0.09 M		<0.09 M	<0.09 M		
1,3,5-Trimethylbenzene	<0.008 mg/kg	TM116	<0.08 M		<0.08 M	<0.08 M		
4-Chlorotoluene	<0.01 mg/kg	TM116	<0.1 M		<0.1 M	<0.1 M		
tert-Butylbenzene	<0.014 mg/kg	TM116	<0.14 M		<0.14 M	<0.14 M		
1,2,4-Trimethylbenzene	<0.009 mg/kg	TM116	<0.09 #		<0.09 #	<0.09 #		
sec-Butylbenzene	<0.01 mg/kg	TM116	<0.1		<0.1	<0.1		
4-Isopropyltoluene	<0.01 mg/kg	TM116	<0.1 M		<0.1 M	<0.1 M		
1,3-Dichlorobenzene	<0.008 mg/kg	TM116	<0.08 M		<0.08 M	<0.08 M		
1,4-Dichlorobenzene	<0.005 mg/kg	TM116	<0.05 M		<0.05 M	<0.05 M		
n-Butylbenzene	<0.011 mg/kg	TM116	<0.11		<0.11	<0.11		
1,2-Dichlorobenzene	<0.01 mg/kg	TM116	<0.1 M		<0.1 M	<0.1 M		
1,2-Dibromo-3-chloropropane	<0.014 mg/kg	TM116	<0.14 M		<0.14 M	<0.14 M		
Tert-amyl methyl ether	<0.01 mg/kg	TM116	<0.1 #	<0.1 #	<0.1 #	<0.1 #	<0.1 #	<0.1 #
1,2,4-Trichlorobenzene	<0.02 mg/kg	TM116	<0.2		<0.2	<0.2		
Hexachlorobutadiene	<0.02 mg/kg	TM116	<0.2		<0.2	<0.2		
Naphthalene	<0.013 mg/kg	TM116	<0.13 M		<0.13 M	<0.13 M		

Validated

CERTIFICATE OF ANALYSIS

SDG:	191004-110	**Client Reference:**	70053735	**Report Number:**	527697
Location:	Maylands	**Order Number:**	70053735-S01	**Superseded Report:**	527629

VOC MS (S)

Results Legend

#	ISO17025 accredited.
M	*m*CERTS accredited.
aq	Aqueous / settled sample.
diss.filt	Dissolved / filtered sample.
tot.unfilt	Total / unfiltered sample.
*	Subcontracted - refer to subcontractor report for accreditation status.
**	% recovery of the surrogate standard to check the efficiency of the method. The results of individual compounds within samples aren't corrected for the recovery
(F)	Trigger breach confirmed
1-3+§@	Sample deviation (see appendix)

Customer Sample Ref.			SP22C	SP9D	SP22D	SP9E	SP21E	SP22E
Depth (m)			0.60 - 0.80	0.90 - 1.10	0.80 - 1.00	0.50 - 0.70	0.30 - 0.50	0.20 - 0.40
Sample Type			Soil/Solid (S)	Soil/Solid (S)	Soil/Solid (S)	Soil/Solid (S)	Soil/Solid (S)	Soil/Solid (S)
Date Sampled			02/10/2019	01/10/2019	04/10/2019	01/10/2019	01/10/2019	02/10/2019
Sampled Time			-	-	-	-	-	-
Date Received			04/10/2019	04/10/2019	04/10/2019	04/10/2019	04/10/2019	04/10/2019
SDG Ref			191004-110	191004-110	191004-110	191004-110	191004-110	191004-110
Lab Sample No.(s)			20875115	20874845	20875123	20874856	20874998	20875129
AGS Reference			ES	ES	ES	ES	ES	ES
Component	**LOD/Units**	**Method**						
1,2,3-Trichlorobenzene	<0.02 mg/kg	TM116	<0.2 #		<0.2 #	<0.2 #		
1,3,5-Trichlorobenzene	<0.02 mg/kg	TM116	<0.2		<0.2	<0.2		

Validated

CERTIFICATE OF ANALYSIS

SDG:	191004-110	**Client Reference:**	70053735	**Report Number:**	527697
Location:	Maylands	**Order Number:**	70053735-S01	**Superseded Report:**	527629

VOC MS (S)

Results Legend

#	ISO17025 accredited.
M	*m*CERTS accredited.
aq	Aqueous / settled sample.
diss.filt	Dissolved / filtered sample.
tot.unfilt	Total / unfiltered sample.
*	Subcontracted - refer to subcontractor report for accreditation status.
**	% recovery of the surrogate standard to check the efficiency of the method. The results of individual compounds within samples aren't corrected for the recovery
(F)	Trigger breach confirmed
1-3+5@	Sample deviation (see appendix)

Customer Sample Ref.			SP9F	SP21F	SP22F	SP21G	SP22G	SP21H
Depth (m)			0.80 - 1.00	0.40 - 0.60	0.50 - 0.70	0.20 - 0.40	0.30 - 0.50	0.30 - 0.50
Sample Type			Soil/Solid (S)	Soil/Solid (S)	Soil/Solid (S)	Soil/Solid (S)	Soil/Solid (S)	Soil/Solid (S)
Date Sampled			01/10/2019	01/10/2019	02/10/2019	01/10/2019	02/10/2019	01/10/2019
Sampled Time			.	.	.	.	.	.
Date Received			04/10/2019	04/10/2019	04/10/2019	04/10/2019	04/10/2019	04/10/2019
SDG Ref			191004-110	191004-110	191004-110	191004-110	191004-110	191004-110
Lab Sample No.(s)			20874863	20875007	20875137	20875017	20875142	20875025
AGS Reference			ES	ES	ES	ES	ES	ES
Component	**LOD/Units**	**Method**						
Dibromofluoromethane**	%	TM116		114	112	106	105	
Toluene-d8**	%	TM116		96.9	99.8	99.1	101	
4-Bromofluorobenzene**	%	TM116		98.7	98.8	103	98.5	
Dichlorodifluoromethane	<0.006 mg/kg	TM116		<0.06 M	<0.06 M	<0.06 M	<0.06 M	
Chloromethane	<0.007 mg/kg	TM116		<0.07 #	<0.07 #	<0.07 #	<0.07 #	
Vinyl Chloride	<0.006 mg/kg	TM116		<0.06 M	<0.06 M	<0.06 M	<0.06 M	
Bromomethane	<0.01 mg/kg	TM116		<0.1 M	<0.1 M	<0.1 M	<0.1 M	
Chloroethane	<0.01 mg/kg	TM116		<0.1 M	<0.1 M	<0.1 M	<0.1 M	
Trichlorofluorormethane	<0.006 mg/kg	TM116		<0.06 M	<0.06 M	<0.06 M	<0.06 M	
1,1-Dichloroethene	<0.01 mg/kg	TM116		<0.1 #	<0.1 #	<0.1 #	<0.1 #	
Carbon Disulphide	<0.007 mg/kg	TM116		<0.07 M	<0.07 M	<0.07 M	<0.07 M	
Dichloromethane	<0.01 mg/kg	TM116		<0.1 #	<0.1 #	<0.1 #	<0.1 #	
Methyl Tertiary Butyl Ether	<0.01 mg/kg	TM116	<0.1 M	<0.1 M	<0.1 M	<0.1 M	<0.1 M	<0.1 M
trans-1,2-Dichloroethene	<0.01 mg/kg	TM116		<0.1 M	<0.1 M	<0.1 M	<0.1 M	
1,1-Dichloroethane	<0.008 mg/kg	TM116		<0.08 M	<0.08 M	<0.08 M	<0.08 M	
cis-1,2-Dichloroethene	<0.006 mg/kg	TM116		<0.06 M	<0.06 M	<0.06 M	<0.06 M	
2,2-Dichloropropane	<0.01 mg/kg	TM116		<0.1	<0.1	<0.1	<0.1	
Bromochloromethane	<0.01 mg/kg	TM116		<0.1 M	<0.1 M	<0.1 M	<0.1 M	
Chloroform	<0.008 mg/kg	TM116		<0.08 M	<0.08 M	<0.08 M	<0.08 M	
1,1,1-Trichloroethane	<0.007 mg/kg	TM116		<0.07 M	<0.07 M	<0.07 M	<0.07 M	
1,1-Dichloropropene	<0.01 mg/kg	TM116		<0.1 M	<0.1 M	<0.1 M	<0.1 M	
Carbontetrachloride	<0.01 mg/kg	TM116		<0.1 M	<0.1 M	<0.1 M	<0.1 M	
1,2-Dichloroethane	<0.005 mg/kg	TM116		<0.05 M	<0.05 M	<0.05 M	<0.05 M	
Benzene	<0.009 mg/kg	TM116	<0.09 M	<0.09 M	<0.09 M	<0.09 M	<0.09 M	<0.09 M
Trichloroethene	<0.009 mg/kg	TM116		<0.09 #	<0.09 #	<0.09 #	<0.09 #	
1,2-Dichloropropane	<0.01 mg/kg	TM116		<0.1 M	<0.1 M	<0.1 M	<0.1 M	
Dibromomethane	<0.009 mg/kg	TM116		<0.09 M	<0.09 M	<0.09 M	<0.09 M	
Bromodichloromethane	<0.007 mg/kg	TM116		<0.07 M	<0.07 M	<0.07 M	<0.07 M	
cis-1,3-Dichloropropene	<0.01 mg/kg	TM116		<0.1 M	<0.1 M	<0.1 M	<0.1 M	
Toluene	<0.007 mg/kg	TM116	<0.07 M	<0.07 M	<0.07 M	<0.07 M	<0.07 M	<0.07 M
trans-1,3-Dichloropropene	<0.01 mg/kg	TM116		<0.1	<0.1	<0.1	<0.1	
1,1,2-Trichloroethane	<0.01 mg/kg	TM116		<0.1 M	<0.1 M	<0.1 M	<0.1 M	

Validated

CERTIFICATE OF ANALYSIS

SDG:	191004-110	**Client Reference:**	70053735	**Report Number:**	527697
Location:	Maylands	**Order Number:**	70053735-S01	**Superseded Report:**	527629

VOC MS (S)

Results Legend

#	ISO17025 accredited.
M	*m*CERTS accredited.
aq	Aqueous / settled sample.
diss.filt	Dissolved / filtered sample.
tot.unfilt	Total / unfiltered sample.
*	Subcontracted - refer to subcontractor report for accreditation status.
**	% recovery of the surrogate standard to check the efficiency of the method. The results of individual compounds within samples aren't corrected for the recovery
(F)	Trigger breach confirmed
1-3+§@	Sample deviation (see appendix)

Customer Sample Ref.			SP9F	SP21F	SP22F	SP21G	SP22G	SP21H
Depth (m)			0.80 - 1.00	0.40 - 0.60	0.50 - 0.70	0.20 - 0.40	0.30 - 0.50	0.30 - 0.50
Sample Type			Soil/Solid (S)	Soil/Solid (S)	Soil/Solid (S)	Soil/Solid (S)	Soil/Solid (S)	Soil/Solid (S)
Date Sampled			01/10/2019	01/10/2019	02/10/2019	01/10/2019	02/10/2019	01/10/2019
Sampled Time			-	-	-	-	-	-
Date Received			04/10/2019	04/10/2019	04/10/2019	04/10/2019	04/10/2019	04/10/2019
SDG Ref			191004-110	191004-110	191004-110	191004-110	191004-110	191004-110
Lab Sample No.(s)			20874863	20875007	20875137	20875017	20875142	20875025
AGS Reference			ES	ES	ES	ES	ES	ES
Component	**LOD/Units**	**Method**						
1,3-Dichloropropane	<0.007 mg/kg	TM116		<0.07 M	<0.07 M	<0.07 M	<0.07 M	
Tetrachloroethene	<0.005 mg/kg	TM116		<0.05 M	<0.05 M	<0.05 M	<0.05 M	
Dibromochloromethane	<0.01 mg/kg	TM116		<0.1 M	<0.1 M	<0.1 M	<0.1 M	
1,2-Dibromoethane	<0.01 mg/kg	TM116		<0.1 M	<0.1 M	<0.1 M	<0.1 M	
Chlorobenzene	<0.005 mg/kg	TM116		<0.05 M	<0.05 M	<0.05 M	<0.05 M	
1,1,1,2-Tetrachloroethane	<0.01 mg/kg	TM116		<0.1 M	<0.1 M	<0.1 M	<0.1 M	
Ethylbenzene	<0.004 mg/kg	TM116	<0.04 M	<0.04 M	<0.04 M	<0.04 M	<0.04 M	<0.04 M
p/m-Xylene	<0.01 mg/kg	TM116	<0.1 #	<0.1 #	<0.1 #	<0.1 #	<0.1 #	<0.1 #
o-Xylene	<0.01 mg/kg	TM116	<0.1 M	<0.1 M	<0.1 M	<0.1 M	<0.1 M	<0.1 M
Styrene	<0.01 mg/kg	TM116		<0.1 #	<0.1 #	<0.1 #	<0.1 #	
Bromoform	<0.01 mg/kg	TM116		<0.1 M	<0.1 M	<0.1 M	<0.1 M	
Isopropylbenzene	<0.005 mg/kg	TM116		<0.05 #	<0.05 #	<0.05 #	<0.05 #	
1,1,2,2-Tetrachloroethane	<0.01 mg/kg	TM116		<0.1 #	<0.1 #	<0.1 #	<0.1 #	
1,2,3-Trichloropropane	<0.016 mg/kg	TM116		<0.16 M	<0.16 M	<0.16 M	<0.16 M	
Bromobenzene	<0.01 mg/kg	TM116		<0.1 M	<0.1 M	<0.1 M	<0.1 M	
Propylbenzene	<0.01 mg/kg	TM116		<0.1 M	<0.1 M	<0.1 M	<0.1 M	
2-Chlorotoluene	<0.009 mg/kg	TM116		<0.09 M	<0.09 M	<0.09 M	<0.09 M	
1,3,5-Trimethylbenzene	<0.008 mg/kg	TM116		<0.08 M	<0.08 M	<0.08 M	<0.08 M	
4-Chlorotoluene	<0.01 mg/kg	TM116		<0.1 M	<0.1 M	<0.1 M	<0.1 M	
tert-Butylbenzene	<0.014 mg/kg	TM116		<0.14 M	<0.14 M	<0.14 M	<0.14 M	
1,2,4-Trimethylbenzene	<0.009 mg/kg	TM116		<0.09 #	<0.09 #	<0.09 #	<0.09 #	
sec-Butylbenzene	<0.01 mg/kg	TM116		<0.1	<0.1	<0.1	<0.1	
4-Isopropyltoluene	<0.01 mg/kg	TM116		<0.1 M	<0.1 M	<0.1 M	<0.1 M	
1,3-Dichlorobenzene	<0.008 mg/kg	TM116		<0.08 M	<0.08 M	<0.08 M	<0.08 M	
1,4-Dichlorobenzene	<0.005 mg/kg	TM116		<0.05 M	<0.05 M	<0.05 M	<0.05 M	
n-Butylbenzene	<0.011 mg/kg	TM116		<0.11	<0.11	<0.11	<0.11	
1,2-Dichlorobenzene	<0.01 mg/kg	TM116		<0.1 M	<0.1 M	<0.1 M	<0.1 M	
1,2-Dibromo-3-chloropropane	<0.014 mg/kg	TM116		<0.14 M	<0.14 M	<0.14 M	<0.14 M	
Tert-amyl methyl ether	<0.01 mg/kg	TM116	<0.1 #	<0.1 #	<0.1 #	<0.1 #	<0.1 #	<0.1 #
1,2,4-Trichlorobenzene	<0.02 mg/kg	TM116		<0.2	<0.2	<0.2	<0.2	
Hexachlorobutadiene	<0.02 mg/kg	TM116		<0.2	<0.2	<0.2	<0.2	
Naphthalene	<0.013 mg/kg	TM116		<0.13 M	<0.13 M	<0.13 M	<0.13 M	

Validated

CERTIFICATE OF ANALYSIS

SDG:	191004-110	**Client Reference:**	70053735	**Report Number:**	527697
Location:	Maylands	**Order Number:**	70053735-S01	**Superseded Report:**	527629

VOC MS (S)

Results Legend

#	ISO17025 accredited.
M	*m*CERTS accredited.
aq	Aqueous / settled sample.
diss.filt	Dissolved / filtered sample.
tot.unfilt	Total / unfiltered sample.
*	Subcontracted - refer to subcontractor report for accreditation status.
**	% recovery of the surrogate standard to check the efficiency of the method. The results of individual compounds within samples aren't corrected for the recovery
(F)	Trigger breach confirmed
1-3+§@	Sample deviation (see appendix)

Customer Sample Ref.			SP9F	SP21F	SP22F	SP21G	SP22G	SP21H
Depth (m)			0.80 - 1.00	0.40 - 0.60	0.50 - 0.70	0.20 - 0.40	0.30 - 0.50	0.30 - 0.50
Sample Type			Soil/Solid (S)	Soil/Solid (S)	Soil/Solid (S)	Soil/Solid (S)	Soil/Solid (S)	Soil/Solid (S)
Date Sampled			01/10/2019	01/10/2019	02/10/2019	01/10/2019	02/10/2019	01/10/2019
Sampled Time			-	-	-	-	-	-
Date Received			04/10/2019	04/10/2019	04/10/2019	04/10/2019	04/10/2019	04/10/2019
SDG Ref			191004-110	191004-110	191004-110	191004-110	191004-110	191004-110
Lab Sample No.(s)			20874863	20875007	20875137	20875017	20875142	20875025
AGS Reference			ES	ES	ES	ES	ES	ES
Component	**LOD/Units**	**Method**						
1,2,3-Trichlorobenzene	<0.02 mg/kg	TM116		<0.2 #	<0.2 #	<0.2 #	<0.2 #	
1,3,5-Trichlorobenzene	<0.02 mg/kg	TM116		<0.2	<0.2	<0.2	<0.2	

CERTIFICATE OF ANALYSIS

SDG:	191004-110	**Client Reference:**	70053735	**Report Number:**	527697
Location:	Maylands	**Order Number:**	70053735-S01	**Superseded Report:**	527629

VOC MS (S)

Results Legend

#	ISO17025 accredited.
M	*m*CERTS accredited.
aq	Aqueous / settled sample.
diss.filt	Dissolved / filtered sample.
tot.unfilt	Total / unfiltered sample.
*	Subcontracted - refer to subcontractor report for accreditation status.
**	% recovery of the surrogate standard to check the efficiency of the method. The results of individual compounds within samples aren't corrected for the recovery
(F)	Trigger breach confirmed
1-3+5@	Sample deviation (see appendix)

Customer Sample Ref.			SP22H	SP21I	SP22I	SP21J	SP22J	SP21K
Depth (m)			0.50 - 0.80	0.50 - 0.70	0.80 - 1.10	0.50 - 0.70	0.20 - 0.40	0.80 - 1.00
Sample Type			Soil/Solid (S)	Soil/Solid (S)	Soil/Solid (S)	Soil/Solid (S)	Soil/Solid (S)	Soil/Solid (S)
Date Sampled			02/10/2019	01/10/2019	02/10/2019	01/10/2019	02/10/2019	01/10/2019
Sampled Time			.	.	.	.	.	.
Date Received			04/10/2019	04/10/2019	04/10/2019	04/10/2019	04/10/2019	04/10/2019
SDG Ref			191004-110	191004-110	191004-110	191004-110	191004-110	191004-110
Lab Sample No.(s)			20875147	20875037	20875158	20875045	20875167	20875053
AGS Reference			ES	ES	ES	ES	ES	ES
Component	**LOD/Units**	**Method**						
Dibromofluoromethane**	%	TM116		123	112			119
Toluene-d8**	%	TM116		98.4	99.3			97.9
4-Bromofluorobenzene**	%	TM116		100	102			101
Dichlorodifluoromethane	<0.006 mg/kg	TM116		<0.06 M	<0.06 M			<0.06 M
Chloromethane	<0.007 mg/kg	TM116		<0.07 #	<0.07 #			<0.07 #
Vinyl Chloride	<0.006 mg/kg	TM116		<0.06 M	<0.06 M			<0.06 M
Bromomethane	<0.01 mg/kg	TM116		<0.1 M	<0.1 M			<0.1 M
Chloroethane	<0.01 mg/kg	TM116		<0.1 M	<0.1 M			<0.1 M
Trichlorofluoromethane	<0.006 mg/kg	TM116		<0.06 M	<0.06 M			<0.06 M
1,1-Dichloroethene	<0.01 mg/kg	TM116		<0.1 #	<0.1 #			<0.1 #
Carbon Disulphide	<0.007 mg/kg	TM116		<0.07 M	<0.07 M			<0.07 M
Dichloromethane	<0.01 mg/kg	TM116		<0.1 #	<0.1 #			<0.1 #
Methyl Tertiary Butyl Ether	<0.01 mg/kg	TM116	<0.1 M	<0.1 M	<0.1 M	<0.1 M	<0.1 M	<0.1 M
trans-1,2-Dichloroethene	<0.01 mg/kg	TM116		<0.1 M	<0.1 M			<0.1 M
1,1-Dichloroethane	<0.008 mg/kg	TM116		<0.08 M	<0.08 M			<0.08 M
cis-1,2-Dichloroethene	<0.006 mg/kg	TM116		<0.06 M	<0.06 M			<0.06 M
2,2-Dichloropropane	<0.01 mg/kg	TM116		<0.1	<0.1			<0.1
Bromochloromethane	<0.01 mg/kg	TM116		<0.1 M	<0.1 M			<0.1 M
Chloroform	<0.008 mg/kg	TM116		<0.08 M	<0.08 M			<0.08 M
1,1,1-Trichloroethane	<0.007 mg/kg	TM116		<0.07 M	<0.07 M			<0.07 M
1,1-Dichloropropene	<0.01 mg/kg	TM116		<0.1 M	<0.1 M			<0.1 M
Carbontetrachloride	<0.01 mg/kg	TM116		<0.1 M	<0.1 M			<0.1 M
1,2-Dichloroethane	<0.005 mg/kg	TM116		<0.05 M	<0.05 M			<0.05 M
Benzene	<0.009 mg/kg	TM116	<0.09 M	<0.09 M	<0.09 M	<0.09 M	<0.09 M	<0.09 M
Trichloroethene	<0.009 mg/kg	TM116		<0.09 #	<0.09 #			<0.09 #
1,2-Dichloropropane	<0.01 mg/kg	TM116		<0.1 M	<0.1 M			<0.1 M
Dibromomethane	<0.009 mg/kg	TM116		<0.09 M	<0.09 M			<0.09 M
Bromodichloromethane	<0.007 mg/kg	TM116		<0.07 M	<0.07 M			<0.07 M
cis-1,3-Dichloropropene	<0.01 mg/kg	TM116		<0.1 M	<0.1 M			<0.1 M
Toluene	<0.007 mg/kg	TM116	<0.07 M	<0.07 M	<0.07 M	<0.07 M	<0.07 M	<0.07 M
trans-1,3-Dichloropropene	<0.01 mg/kg	TM116		<0.1	<0.1			<0.1
1,1,2-Trichloroethane	<0.01 mg/kg	TM116		<0.1 M	<0.1 M			<0.1 M

Validated

CERTIFICATE OF ANALYSIS

SDG:	191004-110	**Client Reference:**	70053735	**Report Number:**	527697
Location:	Maylands	**Order Number:**	70053735-S01	**Superseded Report:**	527629

VOC MS (S)

Results Legend

#	ISO17025 accredited.
M	*m*CERTS accredited.
aq	Aqueous / settled sample.
diss.filt	Dissolved / filtered sample.
tot.unfilt	Total / unfiltered sample.
*	Subcontracted - refer to subcontractor report for accreditation status.
**	% recovery of the surrogate standard to check the efficiency of the method. The results of individual compounds within samples aren't corrected for the recovery
(F)	Trigger breach confirmed
1-3+§@	Sample deviation (see appendix)

Customer Sample Ref.			SP22H	SP21I	SP22I	SP21J	SP22J	SP21K
Depth (m)			0.50 - 0.80	0.50 - 0.70	0.80 - 1.10	0.50 - 0.70	0.20 - 0.40	0.80 - 1.00
Sample Type			Soil/Solid (S)	Soil/Solid (S)	Soil/Solid (S)	Soil/Solid (S)	Soil/Solid (S)	Soil/Solid (S)
Date Sampled			02/10/2019	01/10/2019	02/10/2019	01/10/2019	02/10/2019	01/10/2019
Sampled Time			-	-	-	-	-	-
Date Received			04/10/2019	04/10/2019	04/10/2019	04/10/2019	04/10/2019	04/10/2019
SDG Ref			191004-110	191004-110	191004-110	191004-110	191004-110	191004-110
Lab Sample No.(s)			20875147	20875037	20875158	20875045	20875167	20875053
AGS Reference			ES	ES	ES	ES	ES	ES
Component	**LOD/Units**	**Method**						
1,3-Dichloropropane	<0.007 mg/kg	TM116		<0.07 M	<0.07 M			<0.07 M
Tetrachloroethene	<0.005 mg/kg	TM116		<0.05 M	<0.05 M			<0.05 M
Dibromochloromethane	<0.01 mg/kg	TM116		<0.1 M	<0.1 M			<0.1 M
1,2-Dibromoethane	<0.01 mg/kg	TM116		<0.1 M	<0.1 M			<0.1 M
Chlorobenzene	<0.005 mg/kg	TM116		<0.05 M	<0.05 M			<0.05 M
1,1,1,2-Tetrachloroethane	<0.01 mg/kg	TM116		<0.1 M	<0.1 M			<0.1 M
Ethylbenzene	<0.004 mg/kg	TM116	<0.04 M	<0.04 M	<0.04 M	<0.04 M	<0.04 M	<0.04 M
p/m-Xylene	<0.01 mg/kg	TM116	<0.1 #	<0.1 #	<0.1 #	<0.1 #	<0.1 #	<0.1 #
o-Xylene	<0.01 mg/kg	TM116	<0.1 M	<0.1 M	<0.1 M	<0.1 M	<0.1 M	<0.1 M
Styrene	<0.01 mg/kg	TM116		<0.1 #	<0.1 #			<0.1 #
Bromoform	<0.01 mg/kg	TM116		<0.1 M	<0.1 M			<0.1 M
Isopropylbenzene	<0.005 mg/kg	TM116		<0.05 #	<0.05 #			<0.05 #
1,1,2,2-Tetrachloroethane	<0.01 mg/kg	TM116		<0.1 #	<0.1 #			<0.1 #
1,2,3-Trichloropropane	<0.016 mg/kg	TM116		<0.16 M	<0.16 M			<0.16 M
Bromobenzene	<0.01 mg/kg	TM116		<0.1 M	<0.1 M			<0.1 M
Propylbenzene	<0.01 mg/kg	TM116		<0.1 M	<0.1 M			<0.1 M
2-Chlorotoluene	<0.009 mg/kg	TM116		<0.09 M	<0.09 M			<0.09 M
1,3,5-Trimethylbenzene	<0.008 mg/kg	TM116		<0.08 M	<0.08 M			<0.08 M
4-Chlorotoluene	<0.01 mg/kg	TM116		<0.1 M	<0.1 M			<0.1 M
tert-Butylbenzene	<0.014 mg/kg	TM116		<0.14 M	<0.14 M			<0.14 M
1,2,4-Trimethylbenzene	<0.009 mg/kg	TM116		<0.09 #	<0.09 #			<0.09 #
sec-Butylbenzene	<0.01 mg/kg	TM116		<0.1	<0.1			<0.1
4-Isopropyltoluene	<0.01 mg/kg	TM116		<0.1 M	<0.1 M			<0.1 M
1,3-Dichlorobenzene	<0.008 mg/kg	TM116		<0.08 M	<0.08 M			<0.08 M
1,4-Dichlorobenzene	<0.005 mg/kg	TM116		<0.05 M	<0.05 M			<0.05 M
n-Butylbenzene	<0.011 mg/kg	TM116		<0.11	<0.11			<0.11
1,2-Dichlorobenzene	<0.01 mg/kg	TM116		<0.1 M	<0.1 M			<0.1 M
1,2-Dibromo-3-chloropropane	<0.014 mg/kg	TM116		<0.14 M	<0.14 M			<0.14 M
Tert-amyl methyl ether	<0.01 mg/kg	TM116	<0.1 #	<0.1 #	<0.1 #	<0.1 #	<0.1 #	<0.1 #
1,2,4-Trichlorobenzene	<0.02 mg/kg	TM116		<0.2	<0.2			<0.2
Hexachlorobutadiene	<0.02 mg/kg	TM116		<0.2	<0.2			<0.2
Naphthalene	<0.013 mg/kg	TM116		<0.13 M	<0.13 M			<0.13 M

Validated

CERTIFICATE OF ANALYSIS

SDG:	191004-110	**Client Reference:**	70053735	**Report Number:**	527697
Location:	Maylands	**Order Number:**	70053735-S01	**Superseded Report:**	527629

VOC MS (S)

Results Legend

#	ISO17025 accredited.
M	*m*CERTS accredited.
aq	Aqueous / settled sample.
diss.filt	Dissolved / filtered sample.
tot.unfilt	Total / unfiltered sample.
*	Subcontracted - refer to subcontractor report for accreditation status.
**	% recovery of the surrogate standard to check the efficiency of the method. The results of individual compounds within samples aren't corrected for the recovery
(F)	Trigger breach confirmed
1-3+§@	Sample deviation (see appendix)

Customer Sample Ref.			SP22H	SP21I	SP22I	SP21J	SP22J	SP21K
Depth (m)			0.50 - 0.80	0.50 - 0.70	0.80 - 1.10	0.50 - 0.70	0.20 - 0.40	0.80 - 1.00
Sample Type			Soil/Solid (S)	Soil/Solid (S)	Soil/Solid (S)	Soil/Solid (S)	Soil/Solid (S)	Soil/Solid (S)
Date Sampled			02/10/2019	01/10/2019	02/10/2019	01/10/2019	02/10/2019	01/10/2019
Sampled Time			-	-	-	-	-	-
Date Received			04/10/2019	04/10/2019	04/10/2019	04/10/2019	04/10/2019	04/10/2019
SDG Ref			191004-110	191004-110	191004-110	191004-110	191004-110	191004-110
Lab Sample No.(s)			20875147	20875037	20875158	20875045	20875167	20875053
AGS Reference			ES	ES	ES	ES	ES	ES
Component	**LOD/Units**	**Method**						
1,2,3-Trichlorobenzene	<0.02 mg/kg	TM116		<0.2 #	<0.2 #			<0.2 #
1,3,5-Trichlorobenzene	<0.02 mg/kg	TM116		<0.2	<0.2			<0.2

CERTIFICATE OF ANALYSIS

SDG:	191004-110	**Client Reference:**	70053735	**Report Number:**	527697
Location:	Maylands	**Order Number:**	70053735-S01	**Superseded Report:**	527629

VOC MS (S)

Results Legend

#	ISO17025 accredited.
M	*m*CERTS accredited.
aq	Aqueous / settled sample.
diss.filt	Dissolved / filtered sample.
tot.unfilt	Total / unfiltered sample.
*	Subcontracted - refer to subcontractor report for accreditation status.
**	% recovery of the surrogate standard to check the efficiency of the method. The results of individual compounds within samples aren't corrected for the recovery
(F)	Trigger breach confirmed
1-3+5@	Sample deviation (see appendix)

Customer Sample Ref.			SP22K	SP21L	SP22L	SP21M	SP22M	SP22N
Depth (m)			0.10 - 0.30	0.70 - 0.90	0.30 - 0.50	0.20 - 0.40	0.50 - 0.80	0.70 - 0.90
Sample Type			Soil/Solid (S)	Soil/Solid (S)	Soil/Solid (S)	Soil/Solid (S)	Soil/Solid (S)	Soil/Solid (S)
Date Sampled			02/10/2019	01/10/2019	02/10/2019	01/10/2019	02/10/2019	02/10/2019
Sampled Time			.	.	.	.	.	.
Date Received			04/10/2019	04/10/2019	04/10/2019	04/10/2019	04/10/2019	04/10/2019
SDG Ref			191004-110	191004-110	191004-110	191004-110	191004-110	191004-110
Lab Sample No.(s)			20875180	20875064	20875185	20875083	20875192	20875202
AGS Reference			ES	ES	ES	ES	ES	ES
Component	**LOD/Units**	**Method**						
Dibromofluoromethane**	%	TM116	108				119	
Toluene-d8**	%	TM116	100				99	
4-Bromofluorobenzene**	%	TM116	99.1				100	
Dichlorodifluoromethane	<0.006 mg/kg	TM116	<0.06 M				<0.06 M	
Chloromethane	<0.007 mg/kg	TM116	<0.07 #				<0.07 #	
Vinyl Chloride	<0.006 mg/kg	TM116	<0.06 M				<0.06 M	
Bromomethane	<0.01 mg/kg	TM116	<0.1 M				<0.1 M	
Chloroethane	<0.01 mg/kg	TM116	<0.1 M				<0.1 M	
Trichlorofluorormethane	<0.006 mg/kg	TM116	<0.06 M				<0.06 M	
1,1-Dichloroethene	<0.01 mg/kg	TM116	<0.1 #				<0.1 #	
Carbon Disulphide	<0.007 mg/kg	TM116	<0.07 M				<0.07 M	
Dichloromethane	<0.01 mg/kg	TM116	<0.1 #				<0.1 #	
Methyl Tertiary Butyl Ether	<0.01 mg/kg	TM116	<0.1 M	<0.1 M	<0.1 M	<0.1 M	<0.1 M	<0.1 M
trans-1,2-Dichloroethene	<0.01 mg/kg	TM116	<0.1 M				<0.1 M	
1,1-Dichloroethane	<0.008 mg/kg	TM116	<0.08 M				<0.08 M	
cis-1,2-Dichloroethene	<0.006 mg/kg	TM116	<0.06 M				<0.06 M	
2,2-Dichloropropane	<0.01 mg/kg	TM116	<0.1				<0.1	
Bromochloromethane	<0.01 mg/kg	TM116	<0.1 M				<0.1 M	
Chloroform	<0.008 mg/kg	TM116	<0.08 M				<0.08 M	
1,1,1-Trichloroethane	<0.007 mg/kg	TM116	<0.07 M				<0.07 M	
1,1-Dichloropropene	<0.01 mg/kg	TM116	<0.1 M				<0.1 M	
Carbontetrachloride	<0.01 mg/kg	TM116	<0.1 M				<0.1 M	
1,2-Dichloroethane	<0.005 mg/kg	TM116	<0.05 M				<0.05 M	
Benzene	<0.009 mg/kg	TM116	<0.09 M	<0.09 M	<0.09 M	<0.09 M	<0.09 M	<0.09 M
Trichloroethene	<0.009 mg/kg	TM116	<0.09 #				<0.09 #	
1,2-Dichloropropane	<0.01 mg/kg	TM116	<0.1 M				<0.1 M	
Dibromomethane	<0.009 mg/kg	TM116	<0.09 M				<0.09 M	
Bromodichloromethane	<0.007 mg/kg	TM116	<0.07 M				<0.07 M	
cis-1,3-Dichloropropene	<0.01 mg/kg	TM116	<0.1 M				<0.1 M	
Toluene	<0.007 mg/kg	TM116	<0.07 M	<0.07 M	<0.07 M	<0.07 M	<0.07 M	<0.07 M
trans-1,3-Dichloropropene	<0.01 mg/kg	TM116	<0.1				<0.1	
1,1,2-Trichloroethane	<0.01 mg/kg	TM116	<0.1 M				<0.1 M	

Validated

CERTIFICATE OF ANALYSIS

SDG:	191004-110	**Client Reference:**	70053735	**Report Number:**	527697
Location:	Maylands	**Order Number:**	70053735-S01	**Superseded Report:**	527629

VOC MS (S)

Results Legend

#	ISO17025 accredited.
M	*m*CERTS accredited.
aq	Aqueous / settled sample.
diss.filt	Dissolved / filtered sample.
tot.unfilt	Total / unfiltered sample.
*	Subcontracted - refer to subcontractor report for accreditation status.
**	% recovery of the surrogate standard to check the efficiency of the method. The results of individual compounds within samples aren't corrected for the recovery
(F)	Trigger breach confirmed
1-3+§@	Sample deviation (see appendix)

Customer Sample Ref.			SP22K	SP21L	SP22L	SP21M	SP22M	SP22N
Depth (m)			0.10 - 0.30	0.70 - 0.90	0.30 - 0.50	0.20 - 0.40	0.50 - 0.80	0.70 - 0.90
Sample Type			Soil/Solid (S)	Soil/Solid (S)	Soil/Solid (S)	Soil/Solid (S)	Soil/Solid (S)	Soil/Solid (S)
Date Sampled			02/10/2019	01/10/2019	02/10/2019	01/10/2019	02/10/2019	02/10/2019
Sampled Time			-	-	-	-	-	-
Date Received			04/10/2019	04/10/2019	04/10/2019	04/10/2019	04/10/2019	04/10/2019
SDG Ref			191004-110	191004-110	191004-110	191004-110	191004-110	191004-110
Lab Sample No.(s)			20875180	20875064	20875185	20875083	20875192	20875202
AGS Reference			ES	ES	ES	ES	ES	ES
Component	**LOD/Units**	**Method**						
1,3-Dichloropropane	<0.007 mg/kg	TM116	<0.07 M				<0.07 M	
Tetrachloroethene	<0.005 mg/kg	TM116	<0.05 M				<0.05 M	
Dibromochloromethane	<0.01 mg/kg	TM116	<0.1 M				<0.1 M	
1,2-Dibromoethane	<0.01 mg/kg	TM116	<0.1 M				<0.1 M	
Chlorobenzene	<0.005 mg/kg	TM116	<0.05 M				<0.05 M	
1,1,1,2-Tetrachloroethane	<0.01 mg/kg	TM116	<0.1 M				<0.1 M	
Ethylbenzene	<0.004 mg/kg	TM116	<0.04 M	<0.04 M	<0.04 M	<0.04 M	<0.04 M	<0.04 M
p/m-Xylene	<0.01 mg/kg	TM116	<0.1 #	<0.1 #	<0.1 #	<0.1 #	<0.1 #	<0.1 #
o-Xylene	<0.01 mg/kg	TM116	<0.1 M	<0.1 M	<0.1 M	<0.1 M	<0.1 M	<0.1 M
Styrene	<0.01 mg/kg	TM116	<0.1 #				<0.1 #	
Bromoform	<0.01 mg/kg	TM116	<0.1 M				<0.1 M	
Isopropylbenzene	<0.005 mg/kg	TM116	<0.05 #				<0.05 #	
1,1,2,2-Tetrachloroethane	<0.01 mg/kg	TM116	<0.1 #				<0.1 #	
1,2,3-Trichloropropane	<0.016 mg/kg	TM116	<0.16 M				<0.16 M	
Bromobenzene	<0.01 mg/kg	TM116	<0.1 M				<0.1 M	
Propylbenzene	<0.01 mg/kg	TM116	<0.1 M				<0.1 M	
2-Chlorotoluene	<0.009 mg/kg	TM116	<0.09 M				<0.09 M	
1,3,5-Trimethylbenzene	<0.008 mg/kg	TM116	<0.08 M				<0.08 M	
4-Chlorotoluene	<0.01 mg/kg	TM116	<0.1 M				<0.1 M	
tert-Butylbenzene	<0.014 mg/kg	TM116	<0.14 M				<0.14 M	
1,2,4-Trimethylbenzene	<0.009 mg/kg	TM116	<0.09 #				<0.09 #	
sec-Butylbenzene	<0.01 mg/kg	TM116	<0.1				<0.1	
4-Isopropyltoluene	<0.01 mg/kg	TM116	<0.1 M				<0.1 M	
1,3-Dichlorobenzene	<0.008 mg/kg	TM116	<0.08 M				<0.08 M	
1,4-Dichlorobenzene	<0.005 mg/kg	TM116	<0.05 M				<0.05 M	
n-Butylbenzene	<0.011 mg/kg	TM116	<0.11				<0.11	
1,2-Dichlorobenzene	<0.01 mg/kg	TM116	<0.1 M				<0.1 M	
1,2-Dibromo-3-chloropropane	<0.014 mg/kg	TM116	<0.14 M				<0.14 M	
Tert-amyl methyl ether	<0.01 mg/kg	TM116	<0.1 #	<0.1 #	<0.1 #	<0.1 #	<0.1 #	<0.1 #
1,2,4-Trichlorobenzene	<0.02 mg/kg	TM116	<0.2				<0.2	
Hexachlorobutadiene	<0.02 mg/kg	TM116	<0.2				<0.2	
Naphthalene	<0.013 mg/kg	TM116	<0.13 M				<0.13 M	

Validated

CERTIFICATE OF ANALYSIS

SDG:	191004-110	**Client Reference:**	70053735	**Report Number:**	527697
Location:	Maylands	**Order Number:**	70053735-S01	**Superseded Report:**	527629

VOC MS (S)

Results Legend

#	ISO17025 accredited.
M	*m*CERTS accredited.
aq	Aqueous / settled sample.
diss.filt	Dissolved / filtered sample.
tot.unfilt	Total / unfiltered sample.
*	Subcontracted - refer to subcontractor report for accreditation status.
**	% recovery of the surrogate standard to check the efficiency of the method. The results of individual compounds within samples aren't corrected for the recovery
(F)	Trigger breach confirmed
1-3+§@	Sample deviation (see appendix)

Customer Sample Ref.			SP22K	SP21L	SP22L	SP21M	SP22M	SP22N
Depth (m)			0.10 - 0.30	0.70 - 0.90	0.30 - 0.50	0.20 - 0.40	0.50 - 0.80	0.70 - 0.90
Sample Type			Soil/Solid (S)	Soil/Solid (S)	Soil/Solid (S)	Soil/Solid (S)	Soil/Solid (S)	Soil/Solid (S)
Date Sampled			02/10/2019	01/10/2019	02/10/2019	01/10/2019	02/10/2019	02/10/2019
Sampled Time			-	-	-	-	-	-
Date Received			04/10/2019	04/10/2019	04/10/2019	04/10/2019	04/10/2019	04/10/2019
SDG Ref			191004-110	191004-110	191004-110	191004-110	191004-110	191004-110
Lab Sample No.(s)			20875180	20875064	20875185	20875083	20875192	20875202
AGS Reference			ES	ES	ES	ES	ES	ES
Component	**LOD/Units**	**Method**						
1,2,3-Trichlorobenzene	<0.02 mg/kg	TM116	<0.2 #				<0.2 #	
1,3,5-Trichlorobenzene	<0.02 mg/kg	TM116	<0.2				<0.2	

CERTIFICATE OF ANALYSIS

SDG:	191004-110	**Client Reference:**	70053735	**Report Number:**	527697
Location:	Maylands	**Order Number:**	70053735-S01	**Superseded Report:**	527629

VOC MS (S)

Results Legend

#	ISO17025 accredited.
M	*m*CERTS accredited.
aq	Aqueous / settled sample.
diss.filt	Dissolved / filtered sample.
tot.unfilt	Total / unfiltered sample.
*	Subcontracted - refer to subcontractor report for accreditation status.
**	% recovery of the surrogate standard to check the efficiency of the method. The results of individual compounds within samples aren't corrected for the recovery
(F)	Trigger breach confirmed
1-3+5@	Sample deviation (see appendix)

Customer Sample Ref.			SP22O	SP22P	SP22Q	SP22R	SP22S	SP22T
Depth (m)			0.30 - 0.50	0.80 - 1.00	0.70 - 0.90	1.00 - 1.20	0.90 - 1.10	0.00 - 0.30
Sample Type			Soil/Solid (S)	Soil/Solid (S)	Soil/Solid (S)	Soil/Solid (S)	Soil/Solid (S)	Soil/Solid (S)
Date Sampled			02/10/2019	02/10/2019	02/10/2019	02/10/2019	02/10/2019	02/10/2019
Sampled Time			.	.	.	.	.	.
Date Received			04/10/2019	04/10/2019	04/10/2019	04/10/2019	04/10/2019	04/10/2019
SDG Ref			191004-110	191004-110	191004-110	191004-110	191004-110	191004-110
Lab Sample No.(s)			20875208	20875213	20875218	20875231	20875246	20875251
AGS Reference			ES	ES	ES	ES	ES	ES
Component	**LOD/Units**	**Method**						
Dibromofluoromethane**	%	TM116	120			114		
Toluene-d8**	%	TM116	98.7			100		
4-Bromofluorobenzene**	%	TM116	102			99.6		
Dichlorodifluoromethane	<0.006 mg/kg	TM116	<0.06 M			<0.06 M		
Chloromethane	<0.007 mg/kg	TM116	<0.07 #			<0.07 #		
Vinyl Chloride	<0.006 mg/kg	TM116	<0.06 M			<0.06 M		
Bromomethane	<0.01 mg/kg	TM116	<0.1 M			<0.1 M		
Chloroethane	<0.01 mg/kg	TM116	<0.1 M			<0.1 M		
Trichlorofluorormethane	<0.006 mg/kg	TM116	<0.06 M			<0.06 M		
1,1-Dichloroethene	<0.01 mg/kg	TM116	<0.1 #			<0.1 #		
Carbon Disulphide	<0.007 mg/kg	TM116	<0.07 M			<0.07 M		
Dichloromethane	<0.01 mg/kg	TM116	<0.1 #			<0.1 #		
Methyl Tertiary Butyl Ether	<0.01 mg/kg	TM116	<0.1 M	<0.1 M	<0.1 M	<0.1 M	<0.1 M	<0.1 M
trans-1,2-Dichloroethene	<0.01 mg/kg	TM116	<0.1 M			<0.1 M		
1,1-Dichloroethane	<0.008 mg/kg	TM116	<0.08 M			<0.08 M		
cis-1,2-Dichloroethene	<0.006 mg/kg	TM116	<0.06 M			<0.06 M		
2,2-Dichloropropane	<0.01 mg/kg	TM116	<0.1			<0.1		
Bromochloromethane	<0.01 mg/kg	TM116	<0.1 M			<0.1 M		
Chloroform	<0.008 mg/kg	TM116	<0.08 M			<0.08 M		
1,1,1-Trichloroethane	<0.007 mg/kg	TM116	<0.07 M			<0.07 M		
1,1-Dichloropropene	<0.01 mg/kg	TM116	<0.1 M			<0.1 M		
Carbontetrachloride	<0.01 mg/kg	TM116	<0.1 M			<0.1 M		
1,2-Dichloroethane	<0.005 mg/kg	TM116	<0.05 M			<0.05 M		
Benzene	<0.009 mg/kg	TM116	<0.09 M	<0.09 M	<0.09 M	<0.09 M	<0.09 M	<0.09 M
Trichloroethene	<0.009 mg/kg	TM116	<0.09 #			<0.09 #		
1,2-Dichloropropane	<0.01 mg/kg	TM116	<0.1 M			<0.1 M		
Dibromomethane	<0.009 mg/kg	TM116	<0.09 M			<0.09 M		
Bromodichloromethane	<0.007 mg/kg	TM116	<0.07 M			<0.07 M		
cis-1,3-Dichloropropene	<0.01 mg/kg	TM116	<0.1 M			<0.1 M		
Toluene	<0.007 mg/kg	TM116	<0.07 M	<0.07 M	<0.07 M	<0.07 M	<0.07 M	<0.07 M
trans-1,3-Dichloropropene	<0.01 mg/kg	TM116	<0.1			<0.1		
1,1,2-Trichloroethane	<0.01 mg/kg	TM116	<0.1 M			<0.1 M		

Validated

CERTIFICATE OF ANALYSIS

SDG:	191004-110	**Client Reference:**	70053735	**Report Number:**	527697
Location:	Maylands	**Order Number:**	70053735-S01	**Superseded Report:**	527629

VOC MS (S)

Results Legend

#	ISO17025 accredited.
M	*m*CERTS accredited.
aq	Aqueous / settled sample.
diss.filt	Dissolved / filtered sample.
tot.unfilt	Total / unfiltered sample.
*	Subcontracted - refer to subcontractor report for accreditation status.
**	% recovery of the surrogate standard to check the efficiency of the method. The results of individual compounds within samples aren't corrected for the recovery
(F)	Trigger breach confirmed
1-3+§@	Sample deviation (see appendix)

Customer Sample Ref.			SP22O	SP22P	SP22Q	SP22R	SP22S	SP22T
Depth (m)			0.30 - 0.50	0.80 - 1.00	0.70 - 0.90	1.00 - 1.20	0.90 - 1.10	0.00 - 0.30
Sample Type			Soil/Solid (S)	Soil/Solid (S)	Soil/Solid (S)	Soil/Solid (S)	Soil/Solid (S)	Soil/Solid (S)
Date Sampled			02/10/2019	02/10/2019	02/10/2019	02/10/2019	02/10/2019	02/10/2019
Sampled Time			-	-	-	-	-	-
Date Received			04/10/2019	04/10/2019	04/10/2019	04/10/2019	04/10/2019	04/10/2019
SDG Ref			191004-110	191004-110	191004-110	191004-110	191004-110	191004-110
Lab Sample No.(s)			20875208	20875213	20875218	20875231	20875246	20875251
AGS Reference			ES	ES	ES	ES	ES	ES
Component	**LOD/Units**	**Method**						
1,3-Dichloropropane	<0.007 mg/kg	TM116	<0.07 M			<0.07 M		
Tetrachloroethene	<0.005 mg/kg	TM116	<0.05 M			<0.05 M		
Dibromochloromethane	<0.01 mg/kg	TM116	<0.1 M			<0.1 M		
1,2-Dibromoethane	<0.01 mg/kg	TM116	<0.1 M			<0.1 M		
Chlorobenzene	<0.005 mg/kg	TM116	<0.05 M			<0.05 M		
1,1,1,2-Tetrachloroethane	<0.01 mg/kg	TM116	<0.1 M			<0.1 M		
Ethylbenzene	<0.004 mg/kg	TM116	<0.04 M	<0.04 M	<0.04 M	<0.04 M	<0.04 M	<0.04 M
p/m-Xylene	<0.01 mg/kg	TM116	<0.1 #	<0.1 #	<0.1 #	<0.1 #	<0.1 #	<0.1 #
o-Xylene	<0.01 mg/kg	TM116	<0.1 M	<0.1 M	<0.1 M	<0.1 M	<0.1 M	<0.1 M
Styrene	<0.01 mg/kg	TM116	<0.1 #			<0.1 #		
Bromoform	<0.01 mg/kg	TM116	<0.1 M			<0.1 M		
Isopropylbenzene	<0.005 mg/kg	TM116	<0.05 #			<0.05 #		
1,1,2,2-Tetrachloroethane	<0.01 mg/kg	TM116	<0.1 #			<0.1 #		
1,2,3-Trichloropropane	<0.016 mg/kg	TM116	<0.16 M			<0.16 M		
Bromobenzene	<0.01 mg/kg	TM116	<0.1 M			<0.1 M		
Propylbenzene	<0.01 mg/kg	TM116	<0.1 M			<0.1 M		
2-Chlorotoluene	<0.009 mg/kg	TM116	<0.09 M			<0.09 M		
1,3,5-Trimethylbenzene	<0.008 mg/kg	TM116	<0.08 M			<0.08 M		
4-Chlorotoluene	<0.01 mg/kg	TM116	<0.1 M			<0.1 M		
tert-Butylbenzene	<0.014 mg/kg	TM116	<0.14 M			<0.14 M		
1,2,4-Trimethylbenzene	<0.009 mg/kg	TM116	<0.09 #			<0.09 #		
sec-Butylbenzene	<0.01 mg/kg	TM116	<0.1			<0.1		
4-Isopropyltoluene	<0.01 mg/kg	TM116	<0.1 M			<0.1 M		
1,3-Dichlorobenzene	<0.008 mg/kg	TM116	<0.08 M			<0.08 M		
1,4-Dichlorobenzene	<0.005 mg/kg	TM116	<0.05 M			<0.05 M		
n-Butylbenzene	<0.011 mg/kg	TM116	<0.11			<0.11		
1,2-Dichlorobenzene	<0.01 mg/kg	TM116	<0.1 M			<0.1 M		
1,2-Dibromo-3-chloropropane	<0.014 mg/kg	TM116	<0.14 M			<0.14 M		
Tert-amyl methyl ether	<0.01 mg/kg	TM116	<0.1 #	<0.1 #	<0.1 #	<0.1 #	<0.1 #	<0.1 #
1,2,4-Trichlorobenzene	<0.02 mg/kg	TM116	<0.2			<0.2		
Hexachlorobutadiene	<0.02 mg/kg	TM116	<0.2			<0.2		
Naphthalene	<0.013 mg/kg	TM116	<0.13 M			<0.13 M		

Validated

CERTIFICATE OF ANALYSIS

SDG:	191004-110	**Client Reference:**	70053735	**Report Number:**	527697
Location:	Maylands	**Order Number:**	70053735-S01	**Superseded Report:**	527629

VOC MS (S)

Results Legend

#	ISO17025 accredited.
M	*m*CERTS accredited.
aq	Aqueous / settled sample.
diss.filt	Dissolved / filtered sample.
tot.unfilt	Total / unfiltered sample.
*	Subcontracted - refer to subcontractor report for accreditation status.
**	% recovery of the surrogate standard to check the efficiency of the method. The results of individual compounds within samples aren't corrected for the recovery
(F)	Trigger breach confirmed
1-3+§@	Sample deviation (see appendix)

Customer Sample Ref.			SP22O	SP22P	SP22Q	SP22R	SP22S	SP22T
Depth (m)			0.30 - 0.50	0.80 - 1.00	0.70 - 0.90	1.00 - 1.20	0.90 - 1.10	0.00 - 0.30
Sample Type			Soil/Solid (S)	Soil/Solid (S)	Soil/Solid (S)	Soil/Solid (S)	Soil/Solid (S)	Soil/Solid (S)
Date Sampled			02/10/2019	02/10/2019	02/10/2019	02/10/2019	02/10/2019	02/10/2019
Sampled Time			-	-	-	-	-	-
Date Received			04/10/2019	04/10/2019	04/10/2019	04/10/2019	04/10/2019	04/10/2019
SDG Ref			191004-110	191004-110	191004-110	191004-110	191004-110	191004-110
Lab Sample No.(s)			20875208	20875213	20875218	20875231	20875246	20875251
AGS Reference			ES	ES	ES	ES	ES	ES
Component	**LOD/Units**	**Method**						
1,2,3-Trichlorobenzene	<0.02 mg/kg	TM116	<0.2 #			<0.2 #		
1,3,5-Trichlorobenzene	<0.02 mg/kg	TM116	<0.2			<0.2		

Validated

CERTIFICATE OF ANALYSIS

SDG:	191004-110	**Client Reference:**	70053735	**Report Number:**	527697
Location:	Maylands	**Order Number:**	70053735-S01	**Superseded Report:**	527629

VOC MS (S)

Results Legend

#	ISO17025 accredited.
M	*m*CERTS accredited.
aq	Aqueous / settled sample.
diss.filt	Dissolved / filtered sample.
tot.unfilt	Total / unfiltered sample.
*	Subcontracted - refer to subcontractor report for accreditation status.
**	% recovery of the surrogate standard to check the efficiency of the method. The results of individual compounds within samples aren't corrected for the recovery
(F)	Trigger breach confirmed
1-3+5@	Sample deviation (see appendix)

Customer Sample Ref.	SP22U
Depth (m)	0.50 - 0.80
Sample Type	Soil/Solid (S)
Date Sampled	02/10/2019
Sampled Time	.
Date Received	04/10/2019
SDG Ref	191004-110
Lab Sample No.(s)	20875256
AGS Reference	ES

Component	LOD/Units	Method	SP22U
Methyl Tertiary Butyl Ether	<0.01 mg/kg	TM116	<0.1 M
Benzene	<0.009 mg/kg	TM116	<0.09 M
Toluene	<0.007 mg/kg	TM116	<0.07 M
Ethylbenzene	<0.004 mg/kg	TM116	<0.04 M
p/m-Xylene	<0.01 mg/kg	TM116	<0.1 #
o-Xylene	<0.01 mg/kg	TM116	<0.1 M
Tert-amyl methyl ether	<0.01 mg/kg	TM116	<0.1 #

Validated

CERTIFICATE OF ANALYSIS

SDG:	191004-110	**Client Reference:**	70053735	**Report Number:**	527697
Location:	Maylands	**Order Number:**	70053735-S01	**Superseded Report:**	527629

Asbestos Identification - Solid Samples

Results Legend

- **#** ISO17025 accredited.
- **M** *m*CERTS accredited.
- ***** Subcontracted test.
- **(F)** Trigger breach confirmed
- **1-5&♦§@** Sample deviation (see appendix)

Cust. Sample Ref.	Depth (m)	Sample Type	Date Sampled	Date Receieved	SDG	Original Sample	Method Number	Date of Analysis	Analysed By	Comments	Amosite (Brown) Asbestos	Chrysotile (White) Asbestos	Crocidolite (Blue) Asbestos	Fibrous Actinolite	Fibrous Anthophyllite	Fibrous Tremolite	Non-Asbestos Fibre
SP1ES	0.10 - 0.30	SOLID	01/10/2019 00:00:00	04/10/2019 15:40:00	191004-110	20874818	TM048	10/10/2019	Barbara Urbanek-Walsh	-	Not Detected (#)	Not Detected (#)	Not Detected (#)	Not Detected (#)	Not Detected (#)	Not Detected (#)	Not Detected
SP2ES	0.10 - 0.30	SOLID	01/10/2019 00:00:00	04/10/2019 15:40:00	191004-110	20874896	TM048	10/10/2019	Barbara Urbanek-Walsh	Loose fibres in soil.	Not Detected (#)	Detected (#)	Not Detected (#)	Not Detected (#)	Not Detected (#)	Not Detected (#)	Not Detected
SP3ES	0.30 - 0.50	SOLID	01/10/2019 00:00:00	04/10/2019 15:40:00	191004-110	20874963	TM048	10/10/2019	James Richards	-	Not Detected (#)	Not Detected (#)	Not Detected (#)	Not Detected (#)	Not Detected (#)	Not Detected (#)	Not Detected
SP4ES	0.00 - 0.20	SOLID	01/10/2019 00:00:00	04/10/2019 15:40:00	191004-110	20875076	TM048	10/10/2019	Barbara Urbanek-Walsh	-	Not Detected (#)	Not Detected (#)	Not Detected (#)	Not Detected (#)	Not Detected (#)	Not Detected (#)	Not Detected
SP5ES	0.30 - 0.50	SOLID	01/10/2019 00:00:00	04/10/2019 15:40:00	191004-110	20875155	TM048	10/10/2019	Agnieszka Chelmowska	-	Not Detected (#)	Not Detected (#)	Not Detected (#)	Not Detected (#)	Not Detected (#)	Not Detected (#)	Not Detected
SP6ES	0.50 - 0.70	SOLID	01/10/2019 00:00:00	04/10/2019 15:40:00	191004-110	20874872	TM048	09/10/2019	James Richards	Fibre bundles in soil	Not Detected (#)	Detected (#)	Not Detected (#)	Not Detected (#)	Not Detected (#)	Not Detected (#)	Not Detected
SP7ES	0.30 - 0.50	SOLID	01/10/2019 00:00:00	04/10/2019 15:40:00	191004-110	20875239	TM048	10/10/2019	Barbara Urbanek-Walsh	-	Not Detected (#)	Not Detected (#)	Not Detected (#)	Not Detected (#)	Not Detected (#)	Not Detected (#)	Not Detected
SP8ES	0.50 - 0.70	SOLID	01/10/2019 00:00:00	04/10/2019 15:40:00	191004-110	20875272	TM048	10/10/2019	Marcin Magdziarek	-	Not Detected (#)	Not Detected (#)	Not Detected (#)	Not Detected (#)	Not Detected (#)	Not Detected (#)	Not Detected

Validated

CERTIFICATE OF ANALYSIS

SDG:	191004-110	**Client Reference:**	70053735	**Report Number:**	527697
Location:	Maylands	**Order Number:**	70053735-S01	**Superseded Report:**	527629

		Date of Analysis	Analysed By	Comments	Amosite (Brown) Asbestos	Chrysotile (White) Asbestos	Crocidolite (Blue) Asbestos	Fibrous Actinolite	Fibrous Anthophyllite	Fibrous Tremolite	Non-Asbestos Fibre
Cust. Sample Ref. Depth (m) Sample Type Date Sampled Date Receieved SDG Original Sample Method Number	SP11ES 0.20 - 0.40 SOLID 01/10/2019 00:00:00 04/10/2019 15:40:00 191004-110 20874911 TM048	10/10/19	Andrzej Ferfecki	-	Not Detected (#)	Not Detected (#)	Not Detected (#)	Not Detected (#)	Not Detected (#)	Not Detected (#)	Detected
Cust. Sample Ref. Depth (m) Sample Type Date Sampled Date Receieved SDG Original Sample Method Number	SP12ES 0.60 - 0.90 SOLID 01/10/2019 00:00:00 04/10/2019 15:40:00 191004-110 20874913 TM048	10/10/2019	Lucy Caroe	Fibre bundles in soil	Not Detected (#)	Detected (#)	Not Detected (#)	Not Detected (#)	Not Detected (#)	Not Detected (#)	Not Detected
Cust. Sample Ref. Depth (m) Sample Type Date Sampled Date Receieved SDG Original Sample Method Number	SP13ES 0.30 - 0.50 SOLID 01/10/2019 00:00:00 04/10/2019 15:40:00 191004-110 20874876 TM048	11/10/19	Andrzej Ferfecki	-	Not Detected (#)	Not Detected (#)	Not Detected (#)	Not Detected (#)	Not Detected (#)	Not Detected (#)	Not Detected
Cust. Sample Ref. Depth (m) Sample Type Date Sampled Date Receieved SDG Original Sample Method Number	SP16ES 0.50 - 0.70 SOLID 01/10/2019 00:00:00 04/10/2019 15:40:00 191004-110 20874892 TM048	10/10/2019	Agnieszka Chelmowska	-	Not Detected (#)	Not Detected (#)	Not Detected (#)	Not Detected (#)	Not Detected (#)	Not Detected (#)	Not Detected
Cust. Sample Ref. Depth (m) Sample Type Date Sampled Date Receieved SDG Original Sample Method Number	SP17ES 0.10 - 0.30 SOLID 01/10/2019 00:00:00 04/10/2019 15:40:00 191004-110 20874894 TM048	10/10/19	Andrzej Ferfecki	-	Not Detected (#)	Not Detected (#)	Not Detected (#)	Not Detected (#)	Not Detected (#)	Not Detected (#)	Not Detected
Cust. Sample Ref. Depth (m) Sample Type Date Sampled Date Receieved SDG Original Sample Method Number	SP18ES 0.30 - 0.50 SOLID 01/10/2019 00:00:00 04/10/2019 15:40:00 191004-110 20874906 TM048	10/10/2019	Agnieszka Chelmowska	-	Not Detected (#)	Not Detected (#)	Not Detected (#)	Not Detected (#)	Not Detected (#)	Not Detected (#)	Not Detected
Cust. Sample Ref. Depth (m) Sample Type Date Sampled Date Receieved SDG Original Sample Method Number	SP20ES 0.30 - 0.50 SOLID 01/10/2019 00:00:00 04/10/2019 15:40:00 191004-110 20874918 TM048	10/10/19	Andrzej Ferfecki	-	Not Detected (#)	Not Detected (#)	Not Detected (#)	Not Detected (#)	Not Detected (#)	Not Detected (#)	Not Detected
Cust. Sample Ref. Depth (m) Sample Type Date Sampled Date Receieved SDG Original Sample Method Number	SP26ES 0.10 - 0.30 SOLID 02/10/2019 00:00:00 04/10/2019 15:40:00 191004-110 20875095 TM048	10/10/2019	James Richards	-	Not Detected (#)	Not Detected (#)	Not Detected (#)	Not Detected (#)	Not Detected (#)	Not Detected (#)	Not Detected
Cust. Sample Ref. Depth (m) Sample Type Date Sampled Date Receieved SDG Original Sample Method Number	SP27ES 0.20 - 0.40 SOLID 01/10/2019 00:00:00 04/10/2019 15:40:00 191004-110 20874916 TM048	10/10/2019	Marcin Magdziarek	Loose fibres in soil	Detected (#)	Detected (#)	Not Detected (#)	Not Detected (#)	Not Detected (#)	Not Detected (#)	Not Detected

Validated

CERTIFICATE OF ANALYSIS

SDG:	191004-110	**Client Reference:**	70053735	**Report Number:**	527697
Location:	Maylands	**Order Number:**	70053735-S01	**Superseded Report:**	527629

		Date of Analysis	Analysed By	Comments	Amosite (Brown) Asbestos	Chrysotile (White) Asbestos	Crocidolite (Blue) Asbestos	Fibrous Actinolite	Fibrous Anthophyllite	Fibrous Tremolite	Non-Asbestos Fibre
Cust. Sample Ref. Depth (m) Sample Type Date Sampled Date Receieved SDG Original Sample Method Number	SP9AES 0.30 - 0.50 SOLID 01/10/2019 00:00:00 04/10/2019 15:40:00 191004-110 20875281 TM048	10/10/19	Andrzej Ferfecki	-	Not Detected (#)	Not Detected (#)	Not Detected (#)	Not Detected (#)	Not Detected (#)	Not Detected (#)	Not Detected
Cust. Sample Ref. Depth (m) Sample Type Date Sampled Date Receieved SDG Original Sample Method Number	SP21AES 0.80 - 1.00 SOLID 01/10/2019 00:00:00 04/10/2019 15:40:00 191004-110 20874953 TM048	10/10/19	Andrzej Ferfecki	-	Not Detected (#)	Not Detected (#)	Not Detected (#)	Not Detected (#)	Not Detected (#)	Not Detected (#)	Not Detected
Cust. Sample Ref. Depth (m) Sample Type Date Sampled Date Receieved SDG Original Sample Method Number	SP22AES 0.20 - 0.40 SOLID 02/10/2019 00:00:00 04/10/2019 15:40:00 191004-110 20875101 TM048	10/10/2019	Marcin Magdziarek	-	Not Detected (#)	Not Detected (#)	Not Detected (#)	Not Detected (#)	Not Detected (#)	Not Detected (#)	Not Detected
Cust. Sample Ref. Depth (m) Sample Type Date Sampled Date Receieved SDG Original Sample Method Number	SP23AES 0.50 - 0.70 SOLID 01/10/2019 00:00:00 04/10/2019 15:40:00 191004-110 20874939 TM048	10/10/2019	Marcin Magdziarek	-	Not Detected (#)	Not Detected (#)	Not Detected (#)	Not Detected (#)	Not Detected (#)	Not Detected (#)	Not Detected
Cust. Sample Ref. Depth (m) Sample Type Date Sampled Date Receieved SDG Original Sample Method Number	SP9BES 0.70 - 1.00 SOLID 01/10/2019 00:00:00 04/10/2019 15:40:00 191004-110 20875297 TM048	09/10/2019	Barbara Urbanek-Walsh	-	Not Detected (#)	Not Detected (#)	Not Detected (#)	Not Detected (#)	Not Detected (#)	Not Detected (#)	Not Detected
Cust. Sample Ref. Depth (m) Sample Type Date Sampled Date Receieved SDG Original Sample Method Number	SP21BES 0.50 - 0.70 SOLID 01/10/2019 00:00:00 04/10/2019 15:40:00 191004-110 20874976 TM048	10/10/19	Andrzej Ferfecki	-	Not Detected (#)	Not Detected (#)	Not Detected (#)	Not Detected (#)	Not Detected (#)	Not Detected (#)	Not Detected
Cust. Sample Ref. Depth (m) Sample Type Date Sampled Date Receieved SDG Original Sample Method Number	SP22BES 0.40 - 0.60 SOLID 02/10/2019 00:00:00 04/10/2019 15:40:00 191004-110 20875109 TM048	10/10/2019	Marcin Magdziarek	-	Not Detected (#)	Not Detected (#)	Not Detected (#)	Not Detected (#)	Not Detected (#)	Not Detected (#)	Not Detected
Cust. Sample Ref. Depth (m) Sample Type Date Sampled Date Receieved SDG Original Sample Method Number	SP23BES 0.70 - 1.00 SOLID 01/10/2019 00:00:00 04/10/2019 15:40:00 191004-110 20874945 TM048	10/10/19	Andrzej Ferfecki	-	Not Detected (#)	Not Detected (#)	Not Detected (#)	Not Detected (#)	Not Detected (#)	Not Detected (#)	Not Detected
Cust. Sample Ref. Depth (m) Sample Type Date Sampled Date Receieved SDG Original Sample Method Number	SP9CES 0.80 - 1.00 SOLID 01/10/2019 00:00:00 04/10/2019 15:40:00 191004-110 20874835 TM048	09/10/2019	Barbara Urbanek-Walsh	-	Not Detected (#)	Detected (#)	Not Detected (#)	Not Detected (#)	Not Detected (#)	Not Detected (#)	Not Detected

Validated

CERTIFICATE OF ANALYSIS

SDG:	191004-110	**Client Reference:**	70053735	**Report Number:**	527697
Location:	Maylands	**Order Number:**	70053735-S01	**Superseded Report:**	527629

		Date of Analysis	Analysed By	Comments	Amosite (Brown) Asbestos	Chrysotile (White) Asbestos	Crocidolite (Blue) Asbestos	Fibrous Actinolite	Fibrous Anthophyllite	Fibrous Tremolite	Non-Asbestos Fibre
Cust. Sample Ref. Depth (m) Sample Type Date Sampled Date Receieved SDG Original Sample Method Number	SP21CES 0.30 - 0.50 SOLID 01/10/2019 00:00:00 04/10/2019 15:40:00 191004-110 20874988 TM048	10/10/2019	Marcin Magdziarek	-	Not Detected (#)	Not Detected (#)	Not Detected (#)	Not Detected (#)	Not Detected (#)	Not Detected (#)	Not Detected
Cust. Sample Ref. Depth (m) Sample Type Date Sampled Date Receieved SDG Original Sample Method Number	SP22CES 0.60 - 0.80 SOLID 02/10/2019 00:00:00 04/10/2019 15:40:00 191004-110 20875115 TM048	10/10/2019	Lucy Caroe	Loose fibres in soil	Detected (#)	Detected (#)	Not Detected (#)	Not Detected (#)	Not Detected (#)	Not Detected (#)	Not Detected
Cust. Sample Ref. Depth (m) Sample Type Date Sampled Date Receieved SDG Original Sample Method Number	SP9DES 0.90 - 1.10 SOLID 01/10/2019 00:00:00 04/10/2019 15:40:00 191004-110 20874845 TM048	10/10/19	Andrzej Ferfecki	-	Not Detected (#)	Not Detected (#)	Not Detected (#)	Not Detected (#)	Not Detected (#)	Not Detected (#)	Not Detected
Cust. Sample Ref. Depth (m) Sample Type Date Sampled Date Receieved SDG Original Sample Method Number	SP22DES 0.80 - 1.00 SOLID 04/10/2019 00:00:00 04/10/2019 15:40:00 191004-110 20875123 TM048	10/10/2019	Barbara Urbanek-Walsh	Loose fibres in soil.	Not Detected (#)	Detected (#)	Not Detected (#)	Not Detected (#)	Not Detected (#)	Not Detected (#)	Not Detected
Cust. Sample Ref. Depth (m) Sample Type Date Sampled Date Receieved SDG Original Sample Method Number	SP9EES 0.50 - 0.70 SOLID 01/10/2019 00:00:00 04/10/2019 15:40:00 191004-110 20874856 TM048	11/10/19	Andrzej Ferfecki	-	Not Detected (#)	Not Detected (#)	Not Detected (#)	Not Detected (#)	Not Detected (#)	Not Detected (#)	Not Detected
Cust. Sample Ref. Depth (m) Sample Type Date Sampled Date Receieved SDG Original Sample Method Number	SP21EES 0.30 - 0.50 SOLID 01/10/2019 00:00:00 04/10/2019 15:40:00 191004-110 20874998 TM048	10/10/2019	Agnieszka Chelmowska	-	Not Detected (#)	Not Detected (#)	Not Detected (#)	Not Detected (#)	Not Detected (#)	Not Detected (#)	Not Detected
Cust. Sample Ref. Depth (m) Sample Type Date Sampled Date Receieved SDG Original Sample Method Number	SP22EES 0.20 - 0.40 SOLID 02/10/2019 00:00:00 04/10/2019 15:40:00 191004-110 20875129 TM048	10/10/2019	Lucy Caroe	-	Not Detected (#)	Not Detected (#)	Not Detected (#)	Not Detected (#)	Not Detected (#)	Not Detected (#)	Detected
Cust. Sample Ref. Depth (m) Sample Type Date Sampled Date Receieved SDG Original Sample Method Number	SP9FES 0.80 - 1.00 SOLID 01/10/2019 00:00:00 04/10/2019 15:40:00 191004-110 20874863 TM048	09/10/2019	Barbara Urbanek-Walsh	-	Not Detected (#)	Not Detected (#)	Not Detected (#)	Not Detected (#)	Not Detected (#)	Not Detected (#)	Not Detected
Cust. Sample Ref. Depth (m) Sample Type Date Sampled Date Receieved SDG Original Sample Method Number	SP21FES 0.40 - 0.60 SOLID 01/10/2019 00:00:00 04/10/2019 15:40:00 191004-110 20875007 TM048	11/10/19	Andrzej Ferfecki	-	Not Detected (#)	Not Detected (#)	Not Detected (#)	Not Detected (#)	Not Detected (#)	Not Detected (#)	Not Detected

Validated

CERTIFICATE OF ANALYSIS

SDG:	191004-110	**Client Reference:**	70053735	**Report Number:**	527697
Location:	Maylands	**Order Number:**	70053735-S01	**Superseded Report:**	527629

		Date of Analysis	Analysed By	Comments	Amosite (Brown) Asbestos	Chrysotile (White) Asbestos	Crocidolite (Blue) Asbestos	Fibrous Actinolite	Fibrous Anthophyllite	Fibrous Tremolite	Non-Asbestos Fibre
Cust. Sample Ref. Depth (m) Sample Type Date Sampled Date Receieved SDG Original Sample Method Number	SP22FES 0.50 - 0.70 SOLID 02/10/2019 00:00:00 04/10/2019 15:40:00 191004-110 20875137 TM048	11/10/2019	Lucy Caroe	-	Not Detected (#)	Not Detected (#)	Not Detected (#)	Not Detected (#)	Not Detected (#)	Not Detected (#)	Not Detected
Cust. Sample Ref. Depth (m) Sample Type Date Sampled Date Receieved SDG Original Sample Method Number	SP21GES 0.20 - 0.40 SOLID 01/10/2019 00:00:00 04/10/2019 15:40:00 191004-110 20875017 TM048	10/10/2019	Marcin Magdziarek	-	Not Detected (#)	Not Detected (#)	Not Detected (#)	Not Detected (#)	Not Detected (#)	Not Detected (#)	Not Detected
Cust. Sample Ref. Depth (m) Sample Type Date Sampled Date Receieved SDG Original Sample Method Number	SP22GES 0.30 - 0.50 SOLID 02/10/2019 00:00:00 04/10/2019 15:40:00 191004-110 20875142 TM048	11/10/2019	Marcin Magdziarek	-	Not Detected (#)	Not Detected (#)	Not Detected (#)	Not Detected (#)	Not Detected (#)	Not Detected (#)	Not Detected
Cust. Sample Ref. Depth (m) Sample Type Date Sampled Date Receieved SDG Original Sample Method Number	SP21HES 0.30 - 0.50 SOLID 01/10/2019 00:00:00 04/10/2019 15:40:00 191004-110 20875025 TM048	11/10/19	Andrzej Ferfecki	-	Not Detected (#)	Not Detected (#)	Not Detected (#)	Not Detected (#)	Not Detected (#)	Not Detected (#)	Not Detected
Cust. Sample Ref. Depth (m) Sample Type Date Sampled Date Receieved SDG Original Sample Method Number	SP22HES 0.50 - 0.80 SOLID 02/10/2019 00:00:00 04/10/2019 15:40:00 191004-110 20875147 TM048	10/10/2019	Barbara Urbanek-Walsh	-	Not Detected (#)	Not Detected (#)	Not Detected (#)	Not Detected (#)	Not Detected (#)	Not Detected (#)	Not Detected
Cust. Sample Ref. Depth (m) Sample Type Date Sampled Date Receieved SDG Original Sample Method Number	SP21IES 0.50 - 0.70 SOLID 01/10/2019 00:00:00 04/10/2019 15:40:00 191004-110 20875037 TM048	10/10/2019	Agnieszka Chelmowska	-	Not Detected (#)	Not Detected (#)	Not Detected (#)	Not Detected (#)	Not Detected (#)	Not Detected (#)	Not Detected
Cust. Sample Ref. Depth (m) Sample Type Date Sampled Date Receieved SDG Original Sample Method Number	SP22IES 0.80 - 1.10 SOLID 02/10/2019 00:00:00 04/10/2019 15:40:00 191004-110 20875158 TM048	10/10/2019	Lucy Caroe	-	Not Detected (#)	Not Detected (#)	Not Detected (#)	Not Detected (#)	Not Detected (#)	Not Detected (#)	Detected
Cust. Sample Ref. Depth (m) Sample Type Date Sampled Date Receieved SDG Original Sample Method Number	SP21JES 0.50 - 0.70 SOLID 01/10/2019 00:00:00 04/10/2019 15:40:00 191004-110 20875045 TM048	09/10/2019	James Richards	-	Not Detected (#)	Not Detected (#)	Not Detected (#)	Not Detected (#)	Not Detected (#)	Not Detected (#)	Not Detected
Cust. Sample Ref. Depth (m) Sample Type Date Sampled Date Receieved SDG Original Sample Method Number	SP22JES 0.20 - 0.40 SOLID 02/10/2019 00:00:00 04/10/2019 15:40:00 191004-110 20875167 TM048	09/10/2019	Barbara Urbanek-Walsh	-	Not Detected (#)	Not Detected (#)	Not Detected (#)	Not Detected (#)	Not Detected (#)	Not Detected (#)	Not Detected

Validated

CERTIFICATE OF ANALYSIS

SDG:	191004-110	**Client Reference:**	70053735	**Report Number:**	527697
Location:	Maylands	**Order Number:**	70053735-S01	**Superseded Report:**	527629

		Date of Analysis	Analysed By	Comments	Amosite (Brown) Asbestos	Chrysotile (White) Asbestos	Crocidolite (Blue) Asbestos	Fibrous Actinolite	Fibrous Anthophyllite	Fibrous Tremolite	Non-Asbestos Fibre
Cust. Sample Ref. Depth (m) Sample Type Date Sampled Date Receieved SDG Original Sample Method Number	SP21KES 0.80 - 1.00 SOLID 01/10/2019 00:00:00 04/10/2019 15:40:00 191004-110 20875053 TM048	10/10/2019	Agnieszka Chelmowska	-	Not Detected (#)	Not Detected (#)	Not Detected (#)	Not Detected (#)	Not Detected (#)	Not Detected (#)	Not Detected
Cust. Sample Ref. Depth (m) Sample Type Date Sampled Date Receieved SDG Original Sample Method Number	SP22KES 0.10 - 0.30 SOLID 02/10/2019 00:00:00 04/10/2019 15:40:00 191004-110 20875180 TM048	11/10/2019	Lucy Caroe	-	Not Detected (#)	Not Detected (#)	Not Detected (#)	Not Detected (#)	Not Detected (#)	Not Detected (#)	Not Detected
Cust. Sample Ref. Depth (m) Sample Type Date Sampled Date Receieved SDG Original Sample Method Number	SP21LES 0.70 - 0.90 SOLID 01/10/2019 00:00:00 04/10/2019 15:40:00 191004-110 20875064 TM048	09/10/2019	James Richards	-	Not Detected (#)	Not Detected (#)	Not Detected (#)	Not Detected (#)	Not Detected (#)	Not Detected (#)	Not Detected
Cust. Sample Ref. Depth (m) Sample Type Date Sampled Date Receieved SDG Original Sample Method Number	SP22LES 0.30 - 0.50 SOLID 02/10/2019 00:00:00 04/10/2019 15:40:00 191004-110 20875185 TM048	10/10/2019	Lucy Caroe	-	Not Detected (#)	Not Detected (#)	Not Detected (#)	Not Detected (#)	Not Detected (#)	Not Detected (#)	Not Detected
Cust. Sample Ref. Depth (m) Sample Type Date Sampled Date Receieved SDG Original Sample Method Number	SP21MES 0.20 - 0.40 SOLID 01/10/2019 00:00:00 04/10/2019 15:40:00 191004-110 20875083 TM048	10/10/19	Andrzej Ferfecki	-	Not Detected (#)	Not Detected (#)	Not Detected (#)	Not Detected (#)	Not Detected (#)	Not Detected (#)	Not Detected
Cust. Sample Ref. Depth (m) Sample Type Date Sampled Date Receieved SDG Original Sample Method Number	SP22MES 0.50 - 0.80 SOLID 02/10/2019 00:00:00 04/10/2019 15:40:00 191004-110 20875192 TM048	10/10/2019	Agnieszka Chelmowska	-	Not Detected (#)	Not Detected (#)	Not Detected (#)	Not Detected (#)	Not Detected (#)	Not Detected (#)	Not Detected
Cust. Sample Ref. Depth (m) Sample Type Date Sampled Date Receieved SDG Original Sample Method Number	SP22NES 0.70 - 0.90 SOLID 02/10/2019 00:00:00 04/10/2019 15:40:00 191004-110 20875202 TM048	10/10/2019	Barbara Urbanek-Walsh	-	Not Detected (#)	Not Detected (#)	Not Detected (#)	Not Detected (#)	Not Detected (#)	Not Detected (#)	Not Detected
Cust. Sample Ref. Depth (m) Sample Type Date Sampled Date Receieved SDG Original Sample Method Number	SP22OES 0.30 - 0.50 SOLID 02/10/2019 00:00:00 04/10/2019 15:40:00 191004-110 20875208 TM048	10/10/2019	Agnieszka Chelmowska	-	Not Detected (#)	Not Detected (#)	Not Detected (#)	Not Detected (#)	Not Detected (#)	Not Detected (#)	Not Detected
Cust. Sample Ref. Depth (m) Sample Type Date Sampled Date Receieved SDG Original Sample Method Number	SP22PES 0.80 - 1.00 SOLID 02/10/2019 00:00:00 04/10/2019 15:40:00 191004-110 20875213 TM048	10/10/2019	Marcin Magdziarek	-	Not Detected (#)	Not Detected (#)	Not Detected (#)	Not Detected (#)	Not Detected (#)	Not Detected (#)	Not Detected

Validated

CERTIFICATE OF ANALYSIS

SDG:	191004-110	**Client Reference:**	70053735	**Report Number:**	527697
Location:	Maylands	**Order Number:**	70053735-S01	**Superseded Report:**	527629

		Date of Analysis	Analysed By	Comments	Amosite (Brown) Asbestos	Chrysotile (White) Asbestos	Crocidolite (Blue) Asbestos	Fibrous Actinolite	Fibrous Anthophyllite	Fibrous Tremolite	Non-Asbestos Fibre
Cust. Sample Ref. Depth (m) Sample Type Date Sampled Date Receieved SDG Original Sample Method Number	SP22QES 0.70 - 0.90 SOLID 02/10/2019 00:00:00 04/10/2019 15:40:00 191004-110 20875218 TM048	11/10/2019	Agnieszka Chelmowska	-	Not Detected (#)	Not Detected (#)	Not Detected (#)	Not Detected (#)	Not Detected (#)	Not Detected (#)	Not Detected
Cust. Sample Ref. Depth (m) Sample Type Date Sampled Date Receieved SDG Original Sample Method Number	SP22RES 1.00 - 1.20 SOLID 02/10/2019 00:00:00 04/10/2019 15:40:00 191004-110 20875231 TM048	10/10/2019	Marcin Magdziarek	-	Not Detected (#)	Not Detected (#)	Not Detected (#)	Not Detected (#)	Not Detected (#)	Not Detected (#)	Not Detected
Cust. Sample Ref. Depth (m) Sample Type Date Sampled Date Receieved SDG Original Sample Method Number	SP22SES 0.90 - 1.10 SOLID 02/10/2019 00:00:00 04/10/2019 15:40:00 191004-110 20875246 TM048	10/10/19	Andrzej Ferfecki	-	Not Detected (#)	Not Detected (#)	Not Detected (#)	Not Detected (#)	Not Detected (#)	Not Detected (#)	Not Detected
Cust. Sample Ref. Depth (m) Sample Type Date Sampled Date Receieved SDG Original Sample Method Number	SP22TES 0.00 - 0.30 SOLID 02/10/2019 00:00:00 04/10/2019 15:40:00 191004-110 20875251 TM048	10/10/2019	Barbara Urbanek-Walsh	-	Not Detected (#)	Not Detected (#)	Not Detected (#)	Not Detected (#)	Not Detected (#)	Not Detected (#)	Not Detected
Cust. Sample Ref. Depth (m) Sample Type Date Sampled Date Receieved SDG Original Sample Method Number	SP22UES 0.50 - 0.80 SOLID 02/10/2019 00:00:00 04/10/2019 15:40:00 191004-110 20875256 TM048	10/10/2019	Barbara Urbanek-Walsh	-	Not Detected (#)	Not Detected (#)	Not Detected (#)	Not Detected (#)	Not Detected (#)	Not Detected (#)	Not Detected

Asbestos Quantification - Full

Results Legend

#	ISO17025 accredited.
M	*m*CERTS accredited.
*	Subcontracted test.
(F)	Trigger breach confirmed
1-5&+§@	Sample deviation (see appendix)

		Additional Asbestos Components	Analysts Comments	Asbestos Quantification - Gravimetric - %	Asbestos Quantification - PCOM Evaluation	Asbestos Quantification - Total - %
Cust. Sample Ref. Depth (m) Sample Type Date Sampled Date Receieved SDG Original Sample Method Number	SP2ES 0.10 - 0.30 SOLID 01/10/2019 00:00:00 04/10/2019 15:40:00 191004-110 20874896 TM304	None (#)	N/C	<0.001 (#)	<0.001 (#)	<0.001 (#)
Cust. Sample Ref. Depth (m) Sample Type Date Sampled Date Receieved SDG Original Sample Method Number	SP6ES 0.50 - 0.70 SOLID 01/10/2019 00:00:00 04/10/2019 15:40:00 191004-110 20874872 TM304	None (#)	N/C	<0.001 (#)	<0.001 (#)	<0.001 (#)
Cust. Sample Ref. Depth (m) Sample Type Date Sampled Date Receieved SDG Original Sample Method Number	SP12ES 0.60 - 0.90 SOLID 01/10/2019 00:00:00 04/10/2019 15:40:00 191004-110 20874913 TM304	None (#)	N/A	0.0025 (#)	<0.001 (#)	0.0025 (#)

CERTIFICATE OF ANALYSIS

SDG:	191004-110	**Client Reference:**	70053735	**Report Number:**	527697
Location:	Maylands	**Order Number:**	70053735-S01	**Superseded Report:**	527629

		Additional Asbestos Components	Analysts Comments	Asbestos Quantification - Gravimetric - %	Asbestos Quantification - PCOM Evaluation	Asbestos Quantification - Total - %
Cust. Sample Ref. Depth (m) Sample Type Date Sampled Date Receieved SDG Original Sample Method Number	SP27ES 0.20 - 0.40 SOLID 01/10/2019 00:00:00 04/10/2019 15:40:00 191004-110 20874916 TM304	None (#)	N/A	0.0176 (#)	<0.001 (#)	0.0176 (#)
Cust. Sample Ref. Depth (m) Sample Type Date Sampled Date Receieved SDG Original Sample Method Number	SP9CES 0.80 - 1.00 SOLID 01/10/2019 00:00:00 04/10/2019 15:40:00 191004-110 20874835 TM304	None (#)	N/C	<0.001 (#)	<0.001 (#)	<0.001 (#)
Cust. Sample Ref. Depth (m) Sample Type Date Sampled Date Receieved SDG Original Sample Method Number	SP22CES 0.60 - 0.80 SOLID 02/10/2019 00:00:00 04/10/2019 15:40:00 191004-110 20875115 TM304	None (#)	N/C	<0.001 (#)	<0.001 (#)	<0.001 (#)
Cust. Sample Ref. Depth (m) Sample Type Date Sampled Date Receieved SDG Original Sample Method Number	SP22DES 0.80 - 1.00 SOLID 04/10/2019 00:00:00 04/10/2019 15:40:00 191004-110 20875123 TM304	None (#)	N/A	0.0012 (#)	<0.001 (#)	0.0012 (#)

Validated

CERTIFICATE OF ANALYSIS

SDG:	191004-110	**Client Reference:**	70053735	**Report Number:**	527697
Location:	Maylands	**Order Number:**	70053735-S01	**Superseded Report:**	527629

CEN 10:1 SINGLE STAGE LEACHATE TEST

CEN ANALYTICAL RESULTS

REF : BS EN 12457/2

Client Reference		**Site Location**	Maylands
Mass Sample taken (kg)	0.101	**Natural Moisture Content (%)**	12.4
Mass of dry sample (kg)	0.090	**Dry Matter Content (%)**	89
Particle Size <4mm	>95%		

Case	
SDG	191004-110
Lab Sample Number(s)	20874939
Sampled Date	01-Oct-2019
Customer Sample Ref.	SP23A ESZ
Depth (m)	0.50 - 0.70

Solid Waste Analysis	**Result**	**Landfill Waste Acceptance Criteria Limits**		
		Inert Waste Landfill	**Stable Non-reactive Hazardous Waste in Non-Hazardous Landfill**	**Hazardous Waste Landfill**
Total Organic Carbon (%)	0.734	3	5	6
Loss on Ignition (%)	6.06	-	-	10
Sum of BTEX (mg/kg)	-	-	-	-
Sum of 7 PCBs (mg/kg)	0.0479	1	-	-
Mineral Oil (mg/kg)	93.7	500	-	-
PAH Sum of 17 (mg/kg)	<10	100	-	-
pH (pH Units)	8.53	-	>6	-
ANC to pH 6 (mol/kg)	0.111	-	-	-
ANC to pH 4 (mol/kg)	0.422	-	-	-

Eluate Analysis	**C_2 Conc^n in 10:1 eluate (mg/l)**		**A_2 10:1 conc^n leached (mg/kg)**		**Limit values for compliance leaching test using BS EN 12457-3 at L/S 10 l/kg**		
	Result	**Limit of Detection**	**Result**	**Limit of Detection**			
Arsenic	0.0015	<0.0005	0.015	<0.005	0.5	2	25
Barium	0.0104	<0.0002	0.104	<0.002	20	100	300
Cadmium	<0.00008	<0.00008	<0.0008	<0.0008	0.04	1	5
Chromium	0.00122	<0.001	0.0122	<0.01	0.5	10	70
Copper	0.00229	<0.0003	0.0229	<0.003	2	50	100
Mercury Dissolved (CVAF)	<0.00001	<0.00001	<0.0001	<0.0001	0.01	0.2	2
Molybdenum	0.00402	<0.003	0.0402	<0.03	0.5	10	30
Nickel	0.000545	<0.0004	0.00545	<0.004	0.4	10	40
Lead	<0.0002	<0.0002	<0.002	<0.002	0.5	10	50
Antimony	0.00117	<0.001	0.0117	<0.01	0.06	0.7	5
Selenium	<0.001	<0.001	<0.01	<0.01	0.1	0.5	7
Zinc	<0.001	<0.001	<0.01	<0.01	4	50	200
Chloride	<2	<2	<20	<20	800	15000	25000
Fluoride	0.968	<0.5	9.68	<5	10	150	500
Sulphate (soluble)	33	<2	330	<20	1000	20000	50000
Total Dissolved Solids	143	<5	1430	<50	4000	60000	100000
Total Monohydric Phenols (W)	<0.016	<0.016	<0.16	<0.16	1	-	-
Dissolved Organic Carbon	4.09	<3	40.9	<30	500	800	1000

Leach Test Information

Date Prepared	06-Oct-2019
pH (pH Units)	7.92
Conductivity (µS/cm)	180.00
Temperature (ºC)	18.90
Volume Leachant (Litres)	0.889

Solid Results are expressed on a dry weight basis, after correction for moisture content where applicable
Stated limits are for guidance only and ALS Environmental cannot be held responsible for any discrepancies with current legislation
Mcerts Certification does not apply to leachates

30/10/2019 17:06:19

Validated

CERTIFICATE OF ANALYSIS

SDG:	191004-110	**Client Reference:**	70053735	**Report Number:**	527697
Location:	Maylands	**Order Number:**	70053735-S01	**Superseded Report:**	527629

CEN 10:1 SINGLE STAGE LEACHATE TEST

CEN ANALYTICAL RESULTS

REF : BS EN 12457/2

Client Reference		**Site Location**	Maylands
Mass Sample taken (kg)	0.103	**Natural Moisture Content (%)**	14.9
Mass of dry sample (kg)	0.090	**Dry Matter Content (%)**	87
Particle Size <4mm	>95%		

Case	
SDG	191004-110
Lab Sample Number(s)	20874976
Sampled Date	01-Oct-2019
Customer Sample Ref.	SP21B ESZ
Depth (m)	0.50 - 0.70

Solid Waste Analysis	**Result**	**Landfill Waste Acceptance Criteria Limits**		
		Inert Waste Landfill	**Stable Non-reactive Hazardous Waste in Non-Hazardous Landfill**	**Hazardous Waste Landfill**
Total Organic Carbon (%)	0.999	3	5	6
Loss on Ignition (%)	5.99	-	-	10
Sum of BTEX (mg/kg)	-	-	-	-
Sum of 7 PCBs (mg/kg)	0.0295	1	-	-
Mineral Oil (mg/kg)	62.1	500	-	-
PAH Sum of 17 (mg/kg)	<10	100	-	-
pH (pH Units)	8.66	-	>6	-
ANC to pH 6 (mol/kg)	0.113	-	-	-
ANC to pH 4 (mol/kg)	0.273	-	-	-

Eluate Analysis	**C_2** Conc^n in 10:1 eluate (mg/l)		**A_2** 10:1 conc^n leached (mg/kg)		**Limit values for compliance leaching test using BS EN 12457-3 at L/S 10 l/kg**		
	Result	**Limit of Detection**	**Result**	**Limit of Detection**			
Arsenic	<0.0005	<0.0005	<0.005	<0.005	0.5	2	25
Barium	0.0136	<0.0002	0.136	<0.002	20	100	300
Cadmium	<0.00008	<0.00008	<0.0008	<0.0008	0.04	1	5
Chromium	<0.001	<0.001	<0.01	<0.01	0.5	10	70
Copper	0.00125	<0.0003	0.0125	<0.003	2	50	100
Mercury Dissolved (CVAF)	<0.00001	<0.00001	<0.0001	<0.0001	0.01	0.2	2
Molybdenum	0.0106	<0.003	0.106	<0.03	0.5	10	30
Nickel	0.000488	<0.0004	0.00488	<0.004	0.4	10	40
Lead	<0.0002	<0.0002	<0.002	<0.002	0.5	10	50
Antimony	<0.001	<0.001	<0.01	<0.01	0.06	0.7	5
Selenium	<0.001	<0.001	<0.01	<0.01	0.1	0.5	7
Zinc	0.0011	<0.001	0.011	<0.01	4	50	200
Chloride	<2	<2	<20	<20	800	15000	25000
Fluoride	1.05	<0.5	10.5	<5	10	150	500
Sulphate (soluble)	58.3	<2	583	<20	1000	20000	50000
Total Dissolved Solids	153	<5	1530	<50	4000	60000	100000
Total Monohydric Phenols (W)	<0.016	<0.016	<0.16	<0.16	1	-	-
Dissolved Organic Carbon	3.89	<3	38.9	<30	500	800	1000

Leach Test Information

Date Prepared	06-Oct-2019
pH (pH Units)	8.84
Conductivity (µS/cm)	231.00
Temperature (ºC)	19.50
Volume Leachant (Litres)	0.887

Solid Results are expressed on a dry weight basis, after correction for moisture content where applicable
Stated limits are for guidance only and ALS Environmental cannot be held responsible for any discrepancies with current legislation
Mcerts Certification does not apply to leachates

30/10/2019 17:06:19

Validated

CERTIFICATE OF ANALYSIS

SDG:	191004-110	**Client Reference:**	70053735	**Report Number:**	527697
Location:	Maylands	**Order Number:**	70053735-S01	**Superseded Report:**	527629

CEN 10:1 SINGLE STAGE LEACHATE TEST

CEN ANALYTICAL RESULTS

REF : BS EN 12457/2

Client Reference		**Site Location**	Maylands
Mass Sample taken (kg)	0.115	**Natural Moisture Content (%)**	28.2
Mass of dry sample (kg)	0.090	**Dry Matter Content (%)**	78
Particle Size <4mm	>95%		

Case	
SDG	191004-110
Lab Sample Number(s)	20875115
Sampled Date	02-Oct-2019
Customer Sample Ref.	SP22C ESZ
Depth (m)	0.60 - 0.80

Solid Waste Analysis	**Result**	**Landfill Waste Acceptance Criteria Limits**		
		Inert Waste Landfill	**Stable Non-reactive Hazardous Waste in Non-Hazardous Landfill**	**Hazardous Waste Landfill**
Total Organic Carbon (%)	0.394	3	5	6
Loss on Ignition (%)	7.87	-	-	10
Sum of BTEX (mg/kg)	-	-	-	-
Sum of 7 PCBs (mg/kg)	<0.021	1	-	-
Mineral Oil (mg/kg)	<1	500	-	-
PAH Sum of 17 (mg/kg)	<10	100	-	-
pH (pH Units)	8.22	-	>6	-
ANC to pH 6 (mol/kg)	0.0413	-	-	-
ANC to pH 4 (mol/kg)	0.095	-	-	-

Eluate Analysis	**C_2** Conc^n in 10:1 eluate (mg/l)		**A_2** 10:1 conc^n leached (mg/kg)		**Limit values for compliance leaching test using BS EN 12457-3 at L/S 10 l/kg**		
	Result	**Limit of Detection**	**Result**	**Limit of Detection**			
Arsenic	<0.0005	<0.0005	<0.005	<0.005	0.5	2	25
Barium	0.007	<0.0002	0.07	<0.002	20	100	300
Cadmium	<0.00008	<0.00008	<0.0008	<0.0008	0.04	1	5
Chromium	0.00124	<0.001	0.0124	<0.01	0.5	10	70
Copper	0.000492	<0.0003	0.00492	<0.003	2	50	100
Mercury Dissolved (CVAF)	<0.00001	<0.00001	<0.0001	<0.0001	0.01	0.2	2
Molybdenum	<0.003	<0.003	<0.03	<0.03	0.5	10	30
Nickel	<0.0004	<0.0004	<0.004	<0.004	0.4	10	40
Lead	<0.0002	<0.0002	<0.002	<0.002	0.5	10	50
Antimony	<0.001	<0.001	<0.01	<0.01	0.06	0.7	5
Selenium	<0.001	<0.001	<0.01	<0.01	0.1	0.5	7
Zinc	<0.001	<0.001	<0.01	<0.01	4	50	200
Chloride	<2	<2	<20	<20	800	15000	25000
Fluoride	0.721	<0.5	7.21	<5	10	150	500
Sulphate (soluble)	14.9	<2	149	<20	1000	20000	50000
Total Dissolved Solids	108	<5	1080	<50	4000	60000	100000
Total Monohydric Phenols (W)	<0.016	<0.016	<0.16	<0.16	1	-	-
Dissolved Organic Carbon	<3	<3	<30	<30	500	800	1000

Leach Test Information

Date Prepared	07-Oct-2019
pH (pH Units)	8.44
Conductivity (µS/cm)	144.00
Temperature (ºC)	20.10
Volume Leachant (Litres)	0.875

Solid Results are expressed on a dry weight basis, after correction for moisture content where applicable
Stated limits are for guidance only and ALS Environmental cannot be held responsible for any discrepancies with current legislation
Mcerts Certification does not apply to leachates

30/10/2019 17:06:19

Validated

CERTIFICATE OF ANALYSIS

SDG:	191004-110	**Client Reference:**	70053735	**Report Number:**	527697
Location:	Maylands	**Order Number:**	70053735-S01	**Superseded Report:**	527629

CEN 10:1 SINGLE STAGE LEACHATE TEST

CEN ANALYTICAL RESULTS

REF : BS EN 12457/2

Client Reference		**Site Location**	Maylands
Mass Sample taken (kg)	0.110	**Natural Moisture Content (%)**	22
Mass of dry sample (kg)	0.090	**Dry Matter Content (%)**	82
Particle Size <4mm	>95%		

Case	
SDG	191004-110
Lab Sample Number(s)	20875297
Sampled Date	01-Oct-2019
Customer Sample Ref.	SP9B ESZ
Depth (m)	0.70 - 1.00

Solid Waste Analysis	**Result**	**Landfill Waste Acceptance Criteria Limits**		
		Inert Waste Landfill	**Stable Non-reactive Hazardous Waste in Non-Hazardous Landfill**	**Hazardous Waste Landfill**
Total Organic Carbon (%)	0.981	3	5	6
Loss on Ignition (%)	4.1	-	-	10
Sum of BTEX (mg/kg)	-	-	-	-
Sum of 7 PCBs (mg/kg)	<0.021	1	-	-
Mineral Oil (mg/kg)	52.6	500	-	-
PAH Sum of 17 (mg/kg)	<10	100	-	-
pH (pH Units)	9.62	-	>6	-
ANC to pH 6 (mol/kg)	0.0638	-	-	-
ANC to pH 4 (mol/kg)	0.24	-	-	-

Eluate Analysis	**C_2 Conc^n in 10:1 eluate (mg/l)**		**A_2 10:1 conc^n leached (mg/kg)**		**Limit values for compliance leaching test using BS EN 12457-3 at L/S 10 l/kg**		
	Result	**Limit of Detection**	**Result**	**Limit of Detection**			
Arsenic	0.0069	<0.0005	0.069	<0.005	0.5	2	25
Barium	0.0108	<0.0002	0.108	<0.002	20	100	300
Cadmium	<0.00008	<0.00008	<0.0008	<0.0008	0.04	1	5
Chromium	0.00503	<0.001	0.0503	<0.01	0.5	10	70
Copper	0.00559	<0.0003	0.0559	<0.003	2	50	100
Mercury Dissolved (CVAF)	0.0000128	<0.00001	0.000128	<0.0001	0.01	0.2	2
Molybdenum	0.0076	<0.003	0.076	<0.03	0.5	10	30
Nickel	0.000892	<0.0004	0.00892	<0.004	0.4	10	40
Lead	<0.0002	<0.0002	<0.002	<0.002	0.5	10	50
Antimony	0.0026	<0.001	0.026	<0.01	0.06	0.7	5
Selenium	0.00247	<0.001	0.0247	<0.01	0.1	0.5	7
Zinc	0.00106	<0.001	0.0106	<0.01	4	50	200
Chloride	2.4	<2	24	<20	800	15000	25000
Fluoride	1.07	<0.5	10.7	<5	10	150	500
Sulphate (soluble)	83.1	<2	831	<20	1000	20000	50000
Total Dissolved Solids	209	<5	2090	<50	4000	60000	100000
Total Monohydric Phenols (W)	<0.016	<0.016	<0.16	<0.16	1	-	-
Dissolved Organic Carbon	5.79	<3	57.9	<30	500	800	1000

Leach Test Information

Date Prepared	06-Oct-2019
pH (pH Units)	10.57
Conductivity (µS/cm)	286.00
Temperature (ºC)	19.60
Volume Leachant (Litres)	0.880

Solid Results are expressed on a dry weight basis, after correction for moisture content where applicable
Stated limits are for guidance only and ALS Environmental cannot be held responsible for any discrepancies with current legislation
Mcerts Certification does not apply to leachates

30/10/2019 17:06:19

Table of Results - Appendix

Method No	Reference	Description
PM024	Modified BS 1377	Soil preparation including homogenisation, moisture screens of soils for Asbestos Containing Material
PM115		Leaching Procedure for CEN One Stage Leach Test 2:1 & 10:1 1 Step
TM018	BS 1377: Part 3 1990	Determination of Loss on Ignition
TM048	HSG 248, Asbestos: The analysts' guide for sampling, analysis and clearance procedures	Identification of Asbestos in Bulk Material
TM061	Method for the Determination of EPH,Massachusetts Dept.of EP, 1998	Determination of Extractable Petroleum Hydrocarbons by GC-FID (C10-C40)
TM089	Modified: US EPA Methods 8020 & 602	Determination of Gasoline Range Hydrocarbons (GRO) by Headspace GC-FID (C4-C12)
TM090	Method 5310, AWWA/APHA, 20th Ed., 1999 / Modified: US EPA Method 415.1 & 9060	Determination of Total Organic Carbon/Total Inorganic Carbon in Water and Waste Water
TM104	Method 4500F, AWWA/APHA, 20th Ed., 1999	Determination of Fluoride using the Kone Analyser
TM116	Modified: US EPA Method 8260, 8120, 8020, 624, 610 & 602	Determination of Volatile Organic Compounds by Headspace / GC-MS
TM123	BS 2690: Part 121:1981	The Determination of Total Dissolved Solids in Water
TM132	In - house Method	ELTRA CS800 Operators Guide
TM133	BS 1377: Part 3 1990;BS 6068-2.5	Determination of pH in Soil and Water using the GLpH pH Meter
TM151	Method 3500D, AWWA/APHA, 20th Ed., 1999	Determination of Hexavalent Chromium using Kone analyser
TM152	Method 3125B, AWWA/APHA, 20th Ed., 1999	Analysis of Aqueous Samples by ICP-MS
TM153	Method 4500A,B,C, I, M AWWA/APHA, 20th Ed., 1999	Determination of Total Cyanide, Free (Easily Liberatable) Cyanide and Thiocyanate using the Skalar SANS+ System Segmented Flow Analyser
TM157	HP 6890 Gas Chromatograph (GC) system and HP 5973 Mass Selective Detector (MSD).	Determination of SVOC in Soils by GC-MS extracted by sonication in DCM/Acetone
TM168	EPA Method 8082, Polychlorinated Biphenyls by Gas Chromatography	Determination of WHO12 and EC7 Polychlorinated Biphenyl Congeners by GC-MS in Soils
TM173	Analysis of Petroleum Hydrocarbons in Environmental Media – Total Petroleum Hydrocarbon Criteria	Determination of Speciated Extractable Petroleum Hydrocarbons in Soils by GC-FID
TM181	US EPA Method 6010B	Determination of Routine Metals in Soil by iCap 6500 Duo ICP-OES
TM182	CEN/TC 292 - WI 292046-chacterization of waste-leaching Behaviour Tests- Acid and Base Neutralization Capacity Test	Determination of Acid Neutralisation Capacity (ANC) Using Autotitration in Soils
TM183	BS EN 23506:2002, (BS 6068-2.74:2002) ISBN 0 580 38924 3	Determination of Trace Level Mercury in Waters and Leachates by PSA Cold Vapour Atomic Fluorescence Spectrometry
TM184	EPA Methods 325.1 & 325.2,	The Determination of Anions in Aqueous Matrices using the Kone Spectrophotometric Analysers
TM218	Shaker extraction - EPA method 3546.	The determination of PAH in soil samples by GC-MS
TM222	In-House Method	Determination of Hot Water Soluble Boron in Soils (10:1 Water:soil) by IRIS Emission Spectrometer
TM243		Mixed Anions In Soils By Kone
TM259	by HPLC	Determination of Phenols in Waters and Leachates by HPLC
TM304	HSE Contract research Report no 83/1996	Asbestos Quantification in Soil: Fibres identified by morphology only
TM410	Shaker extraction-In house coronene method	Determination of Coronene in soils by GCMS

NA = not applicable.

Chemical testing (unless subcontracted) performed at ALS Environmental Hawarden (Method codes TM) or ALS Environmental Aberdeen (Method codes S).

Validated

CERTIFICATE OF ANALYSIS

SDG:	191004-110	**Client Reference:**	70053735	**Report Number:**	527697
Location:	Maylands	**Order Number:**	70053735-S01	**Superseded Report:**	527629

Test Completion Dates

Lab Sample No(s)	20874818	20874896	20874963	20875076	20875155	20874872	20875239	20875272	20874911	20874913
Customer Sample Ref.	SP1	SP2	SP3	SP4	SP5	SP6	SP7	SP8	SP11	SP12
AGS Ref.	ES	ES	ES	ES	ES	ES	ES	ES	ES	ES
Depth	0.10 - 0.30	0.10 - 0.30	0.30 - 0.50	0.00 - 0.20	0.30 - 0.50	0.50 - 0.70	0.30 - 0.50	0.50 - 0.70	0.20 - 0.40	0.60 - 0.90
Type	Soil/Solid (S)	Soil/Solid (S)	Soil/Solid (S)	Soil/Solid (S)	Soil/Solid (S)	Soil/Solid (S)	Soil/Solid (S)	Soil/Solid (S)	Soil/Solid (S)	Soil/Solid (S)
ANC at pH4 and ANC at pH 6				14-Oct-2019						
Anions by Kone (w)				11-Oct-2019						
Asbestos ID in Solid Samples	10-Oct-2019	10-Oct-2019	10-Oct-2019	10-Oct-2019	10-Oct-2019	09-Oct-2019	10-Oct-2019	10-Oct-2019	10-Oct-2019	10-Oct-2019
Asbestos Quantification - Full		21-Oct-2019				16-Oct-2019				21-Oct-2019
Boron Water Soluble	09-Oct-2019	09-Oct-2019	09-Oct-2019	11-Oct-2019			09-Oct-2019	10-Oct-2019		
CEN 10:1 Leachate (1 Stage)				09-Oct-2019						
CEN Readings				11-Oct-2019						
Coronene				11-Oct-2019						
Dissolved Metals by ICP-MS				11-Oct-2019						
Dissolved Organic/Inorganic Carbon				11-Oct-2019						
EPH CWG (Aliphatic) GC (S)	09-Oct-2019	09-Oct-2019	09-Oct-2019	10-Oct-2019			09-Oct-2019	09-Oct-2019		
EPH CWG (Aromatic) GC (S)	09-Oct-2019	09-Oct-2019	09-Oct-2019	10-Oct-2019			09-Oct-2019	09-Oct-2019		
Fluoride				11-Oct-2019						
GRO by GC-FID (S)	10-Oct-2019	10-Oct-2019	10-Oct-2019	10-Oct-2019			09-Oct-2019	08-Oct-2019		
Hexavalent Chromium (s)	11-Oct-2019	11-Oct-2019	11-Oct-2019	11-Oct-2019			11-Oct-2019	11-Oct-2019		
Loss on Ignition in soils				10-Oct-2019						
Mercury Dissolved				11-Oct-2019						
Metals in solid samples by OES	09-Oct-2019	09-Oct-2019	09-Oct-2019	11-Oct-2019			09-Oct-2019	09-Oct-2019		
Mineral Oil				10-Oct-2019						
PAH 16 & 17 Calc				11-Oct-2019						
PAH by GCMS	10-Oct-2019	10-Oct-2019	10-Oct-2019	10-Oct-2019			09-Oct-2019	10-Oct-2019		
PCBs by GCMS				11-Oct-2019						
pH	11-Oct-2019	11-Oct-2019	11-Oct-2019	11-Oct-2019			11-Oct-2019	11-Oct-2019		
Phenols by HPLC (W)				12-Oct-2019						
Sample description	05-Oct-2019	05-Oct-2019	05-Oct-2019	05-Oct-2019			05-Oct-2019	05-Oct-2019		
Total Dissolved Solids				11-Oct-2019						
Total Organic Carbon				10-Oct-2019						
TPH CWG GC (S)	10-Oct-2019	10-Oct-2019	10-Oct-2019	10-Oct-2019			09-Oct-2019	09-Oct-2019		
VOC MS (S)	09-Oct-2019	09-Oct-2019	09-Oct-2019	11-Oct-2019			09-Oct-2019	08-Oct-2019		

Lab Sample No(s)	20874876	20874879	20874886	20874892	20874894	20874906	20874918	20874924	20874932	20875095
Customer Sample Ref.	SP13	SP14	SP15	SP16	SP17	SP18	SP20	SP24	SP25	SP26
AGS Ref.	ES	ES	ES	ES	ES	ES	ES	ES	ES	ES
Depth	0.30 - 0.50	0.20 - 0.40	0.10 - 0.30	0.50 - 0.70	0.10 - 0.30	0.30 - 0.50	0.30 - 0.50	0.40 - 0.80	0.20 - 0.40	0.10 - 0.30
Type	Soil/Solid (S)	Soil/Solid (S)	Soil/Solid (S)	Soil/Solid (S)	Soil/Solid (S)	Soil/Solid (S)	Soil/Solid (S)	Soil/Solid (S)	Soil/Solid (S)	Soil/Solid (S)
Asbestos ID in Solid Samples	11-Oct-2019			10-Oct-2019	10-Oct-2019	10-Oct-2019	10-Oct-2019			10-Oct-2019
Boron Water Soluble							09-Oct-2019			09-Oct-2019
EPH CWG (Aliphatic) GC (S)							09-Oct-2019			09-Oct-2019
EPH CWG (Aromatic) GC (S)							09-Oct-2019			09-Oct-2019
GRO by GC-FID (S)							11-Oct-2019			08-Oct-2019
Hexavalent Chromium (s)							11-Oct-2019			11-Oct-2019
Metals in solid samples by OES							09-Oct-2019			09-Oct-2019
PAH by GCMS		11-Oct-2019	10-Oct-2019				10-Oct-2019	10-Oct-2019	10-Oct-2019	09-Oct-2019
pH		11-Oct-2019	08-Oct-2019				11-Oct-2019	08-Oct-2019	11-Oct-2019	11-Oct-2019
Sample description		05-Oct-2019	05-Oct-2019				05-Oct-2019	05-Oct-2019	05-Oct-2019	05-Oct-2019
TPH CWG GC (S)							11-Oct-2019			09-Oct-2019
VOC MS (S)							09-Oct-2019			08-Oct-2019

Validated

CERTIFICATE OF ANALYSIS

SDG:	191004-110	**Client Reference:**	70053735	**Report Number:**	527697
Location:	Maylands	**Order Number:**	70053735-S01	**Superseded Report:**	527629

Lab Sample No(s)	20874916	20875281	20875268	20874953	20875101	20874939	20875297	20874976	20875109	20874945
Customer Sample Ref.	SP27	SP9A	SP15A	SP21A	SP22A	SP23A	SP9B	SP21B	SP22B	SP23B
AGS Ref.	ES	ES	ES	ES	ES	ES	ES	ES	ES	ES
Depth	0.20 - 0.40	0.30 - 0.50	0.00 - 0.20	0.80 - 1.00	0.20 - 0.40	0.50 - 0.70	0.70 - 1.00	0.50 - 0.70	0.40 - 0.60	0.70 - 1.00
Type	Soil/Solid (S)	Soil/Solid (S)	Soil/Solid (S)	Soil/Solid (S)	Soil/Solid (S)	Soil/Solid (S)	Soil/Solid (S)	Soil/Solid (S)	Soil/Solid (S)	Soil/Solid (S)
ANC at pH4 and ANC at pH 6						14-Oct-2019	14-Oct-2019	14-Oct-2019		
Anions by Kone (soil)		08-Oct-2019		08-Oct-2019	08-Oct-2019					08-Oct-2019
Anions by Kone (w)						10-Oct-2019	10-Oct-2019	10-Oct-2019		
Asbestos ID in Solid Samples	10-Oct-2019	10-Oct-2019		10-Oct-2019	10-Oct-2019	10-Oct-2019	09-Oct-2019	10-Oct-2019	10-Oct-2019	10-Oct-2019
Asbestos Quantification - Full	21-Oct-2019									
Boron Water Soluble		09-Oct-2019		09-Oct-2019	09-Oct-2019	09-Oct-2019	09-Oct-2019	09-Oct-2019	10-Oct-2019	09-Oct-2019
CEN 10:1 Leachate (1 Stage)						08-Oct-2019	08-Oct-2019	08-Oct-2019		
CEN Readings						10-Oct-2019	11-Oct-2019	11-Oct-2019		
Coronene						11-Oct-2019	14-Oct-2019	14-Oct-2019		
Cyanide Comp/Free/Total/Thiocyanate		10-Oct-2019		10-Oct-2019	10-Oct-2019					10-Oct-2019
Dissolved Metals by ICP-MS						11-Oct-2019	11-Oct-2019	11-Oct-2019		
Dissolved Organic/Inorganic Carbon						10-Oct-2019	10-Oct-2019	10-Oct-2019		
EPH CWG (Aliphatic) GC (S)		09-Oct-2019		09-Oct-2019	09-Oct-2019	09-Oct-2019	09-Oct-2019	09-Oct-2019	09-Oct-2019	09-Oct-2019
EPH CWG (Aromatic) GC (S)		09-Oct-2019		09-Oct-2019	09-Oct-2019	09-Oct-2019	09-Oct-2019	09-Oct-2019	09-Oct-2019	09-Oct-2019
Fluoride						10-Oct-2019	10-Oct-2019	10-Oct-2019		
GRO by GC-FID (S)		10-Oct-2019		09-Oct-2019	09-Oct-2019	11-Oct-2019	09-Oct-2019	09-Oct-2019	09-Oct-2019	09-Oct-2019
Hexavalent Chromium (s)		11-Oct-2019		11-Oct-2019	08-Oct-2019	11-Oct-2019	11-Oct-2019	08-Oct-2019	11-Oct-2019	11-Oct-2019
Loss on Ignition in soils						09-Oct-2019	15-Oct-2019	15-Oct-2019		
Mercury Dissolved						10-Oct-2019	10-Oct-2019	10-Oct-2019		
Metals in solid samples by OES		10-Oct-2019		09-Oct-2019	09-Oct-2019	09-Oct-2019	10-Oct-2019	09-Oct-2019	10-Oct-2019	09-Oct-2019
Mineral Oil						09-Oct-2019	14-Oct-2019	14-Oct-2019		
PAH 16 & 17 Calc						11-Oct-2019	11-Oct-2019	09-Oct-2019		
PAH by GCMS		10-Oct-2019		10-Oct-2019	10-Oct-2019	10-Oct-2019	14-Oct-2019	14-Oct-2019	09-Oct-2019	10-Oct-2019
PCBs by GCMS		11-Oct-2019		11-Oct-2019	11-Oct-2019	11-Oct-2019	16-Oct-2019	16-Oct-2019		11-Oct-2019
pH		11-Oct-2019		11-Oct-2019	11-Oct-2019	11-Oct-2019	10-Oct-2019	11-Oct-2019	11-Oct-2019	11-Oct-2019
Phenols by HPLC (W)						12-Oct-2019	12-Oct-2019	11-Oct-2019		
Sample description		05-Oct-2019	05-Oct-2019	05-Oct-2019	06-Oct-2019	05-Oct-2019	05-Oct-2019	05-Oct-2019	06-Oct-2019	05-Oct-2019
Semi Volatile Organic Compounds		09-Oct-2019		09-Oct-2019	09-Oct-2019					09-Oct-2019
Total Dissolved Solids						10-Oct-2019	10-Oct-2019	10-Oct-2019		
Total Organic Carbon		11-Oct-2019		10-Oct-2019	10-Oct-2019	10-Oct-2019	15-Oct-2019	15-Oct-2019		10-Oct-2019
TPH CWG GC (S)		10-Oct-2019		10-Oct-2019	09-Oct-2019	11-Oct-2019	10-Oct-2019	10-Oct-2019	09-Oct-2019	09-Oct-2019
VOC MS (S)		09-Oct-2019		09-Oct-2019	08-Oct-2019	09-Oct-2019	09-Oct-2019	10-Oct-2019	08-Oct-2019	09-Oct-2019

Lab Sample No(s)	20874835	20874988	20875115	20874845	20875123	20874856	20874998	20875129	20874863	20875007
Customer Sample Ref.	SP9C	SP21C	SP22C	SP9D	SP22D	SP9E	SP21E	SP22E	SP9F	SP21F
AGS Ref.	ES	ES	ES	ES	ES	ES	ES	ES	ES	ES
Depth	0.80 - 1.00	0.30 - 0.50	0.60 - 0.80	0.90 - 1.10	0.80 - 1.00	0.50 - 0.70	0.30 - 0.50	0.20 - 0.40	0.80 - 1.00	0.40 - 0.60
Type	Soil/Solid (S)	Soil/Solid (S)	Soil/Solid (S)	Soil/Solid (S)	Soil/Solid (S)	Soil/Solid (S)	Soil/Solid (S)	Soil/Solid (S)	Soil/Solid (S)	Soil/Solid (S)
ANC at pH4 and ANC at pH 6			14-Oct-2019							
Anions by Kone (soil)	08-Oct-2019	08-Oct-2019	08-Oct-2019		08-Oct-2019	08-Oct-2019				08-Oct-2019
Anions by Kone (w)			10-Oct-2019							
Asbestos ID in Solid Samples	09-Oct-2019	10-Oct-2019	10-Oct-2019	10-Oct-2019	10-Oct-2019	11-Oct-2019	10-Oct-2019	10-Oct-2019	09-Oct-2019	11-Oct-2019
Asbestos Quantification - Full	16-Oct-2019		21-Oct-2019		21-Oct-2019					
Boron Water Soluble	09-Oct-2019	09-Oct-2019	09-Oct-2019	09-Oct-2019	09-Oct-2019	09-Oct-2019	10-Oct-2019	10-Oct-2019	09-Oct-2019	09-Oct-2019
CEN 10:1 Leachate (1 Stage)			08-Oct-2019							
CEN Readings			11-Oct-2019							
Coronene			11-Oct-2019							
Cyanide Comp/Free/Total/Thiocyanate	10-Oct-2019	10-Oct-2019	11-Oct-2019		10-Oct-2019	10-Oct-2019				10-Oct-2019
Dissolved Metals by ICP-MS			11-Oct-2019							
Dissolved Organic/Inorganic Carbon			10-Oct-2019							
EPH CWG (Aliphatic) GC (S)	09-Oct-2019	09-Oct-2019	09-Oct-2019	09-Oct-2019	09-Oct-2019	09-Oct-2019	09-Oct-2019	09-Oct-2019	09-Oct-2019	09-Oct-2019
EPH CWG (Aromatic) GC (S)	09-Oct-2019	09-Oct-2019	09-Oct-2019	09-Oct-2019	09-Oct-2019	09-Oct-2019	09-Oct-2019	09-Oct-2019	09-Oct-2019	09-Oct-2019
Fluoride			10-Oct-2019							
GRO by GC-FID (S)	09-Oct-2019	09-Oct-2019	09-Oct-2019	09-Oct-2019	09-Oct-2019	11-Oct-2019	10-Oct-2019	09-Oct-2019	09-Oct-2019	10-Oct-2019
Hexavalent Chromium (s)	11-Oct-2019	11-Oct-2019	11-Oct-2019	11-Oct-2019	11-Oct-2019	11-Oct-2019	11-Oct-2019	11-Oct-2019	11-Oct-2019	11-Oct-2019
Loss on Ignition in soils			15-Oct-2019							
Mercury Dissolved			10-Oct-2019							
Metals in solid samples by OES	09-Oct-2019	10-Oct-2019	09-Oct-2019	09-Oct-2019	09-Oct-2019	09-Oct-2019	10-Oct-2019	10-Oct-2019	09-Oct-2019	10-Oct-2019
Mineral Oil			10-Oct-2019							
PAH 16 & 17 Calc			09-Oct-2019							
PAH by GCMS	10-Oct-2019	10-Oct-2019	10-Oct-2019	10-Oct-2019	10-Oct-2019	10-Oct-2019	10-Oct-2019	09-Oct-2019	09-Oct-2019	10-Oct-2019
PCBs by GCMS	11-Oct-2019	11-Oct-2019	11-Oct-2019		11-Oct-2019	11-Oct-2019				11-Oct-2019
pH	11-Oct-2019	11-Oct-2019	15-Oct-2019	11-Oct-2019	11-Oct-2019	11-Oct-2019	11-Oct-2019	11-Oct-2019	10-Oct-2019	11-Oct-2019
Phenols by HPLC (W)			12-Oct-2019							
Sample description	05-Oct-2019	05-Oct-2019	06-Oct-2019	05-Oct-2019	05-Oct-2019	05-Oct-2019	05-Oct-2019	06-Oct-2019	05-Oct-2019	05-Oct-2019
Semi Volatile Organic Compounds	09-Oct-2019	09-Oct-2019	09-Oct-2019		09-Oct-2019	09-Oct-2019				09-Oct-2019
Total Dissolved Solids			10-Oct-2019							
Total Organic Carbon	11-Oct-2019	10-Oct-2019	15-Oct-2019		10-Oct-2019	11-Oct-2019				10-Oct-2019
TPH CWG GC (S)	10-Oct-2019	09-Oct-2019	09-Oct-2019	10-Oct-2019	09-Oct-2019	11-Oct-2019	10-Oct-2019	09-Oct-2019	10-Oct-2019	10-Oct-2019
VOC MS (S)	09-Oct-2019	09-Oct-2019	10-Oct-2019	09-Oct-2019	08-Oct-2019	09-Oct-2019	09-Oct-2019	08-Oct-2019	09-Oct-2019	09-Oct-2019

Validated

CERTIFICATE OF ANALYSIS

SDG:	191004-110	**Client Reference:**	70053735	**Report Number:**	527697
Location:	Maylands	**Order Number:**	70053735-S01	**Superseded Report:**	527629

Lab Sample No(s)	20875137	20875017	20875142	20875025	20875147	20875037	20875158	20875045	20875167	20875053
Customer Sample Ref.	SP22F	SP21G	SP22G	SP21H	SP22H	SP21I	SP22I	SP21J	SP22J	SP21K
AGS Ref.	ES	ES	ES	ES	ES	ES	ES	ES	ES	ES
Depth	0.50 - 0.70	0.20 - 0.40	0.30 - 0.50	0.30 - 0.50	0.50 - 0.80	0.50 - 0.70	0.80 - 1.10	0.50 - 0.70	0.20 - 0.40	0.80 - 1.00
Type	Soil/Solid (S)	Soil/Solid (S)	Soil/Solid (S)	Soil/Solid (S)	Soil/Solid (S)	Soil/Solid (S)	Soil/Solid (S)	Soil/Solid (S)	Soil/Solid (S)	Soil/Solid (S)
Anions by Kone (soil)	08-Oct-2019	08-Oct-2019	08-Oct-2019			08-Oct-2019	09-Oct-2019			08-Oct-2019
Asbestos ID in Solid Samples	11-Oct-2019	10-Oct-2019	11-Oct-2019	11-Oct-2019	10-Oct-2019	10-Oct-2019	10-Oct-2019	09-Oct-2019	09-Oct-2019	10-Oct-2019
Boron Water Soluble	10-Oct-2019	09-Oct-2019	10-Oct-2019	09-Oct-2019	09-Oct-2019	09-Oct-2019	09-Oct-2019	10-Oct-2019	10-Oct-2019	09-Oct-2019
Cyanide Comp/Free/Total/Thiocyanate	10-Oct-2019	10-Oct-2019	10-Oct-2019			10-Oct-2019	10-Oct-2019			10-Oct-2019
EPH CWG (Aliphatic) GC (S)	09-Oct-2019	09-Oct-2019	09-Oct-2019	09-Oct-2019	09-Oct-2019	09-Oct-2019	09-Oct-2019	09-Oct-2019	09-Oct-2019	09-Oct-2019
EPH CWG (Aromatic) GC (S)	09-Oct-2019	09-Oct-2019	09-Oct-2019	09-Oct-2019	09-Oct-2019	09-Oct-2019	09-Oct-2019	09-Oct-2019	09-Oct-2019	09-Oct-2019
GRO by GC-FID (S)	09-Oct-2019	10-Oct-2019	09-Oct-2019	10-Oct-2019	09-Oct-2019	08-Oct-2019	09-Oct-2019	10-Oct-2019	09-Oct-2019	14-Oct-2019
Hexavalent Chromium (s)	11-Oct-2019	11-Oct-2019	11-Oct-2019	11-Oct-2019	11-Oct-2019	11-Oct-2019	11-Oct-2019	11-Oct-2019	11-Oct-2019	11-Oct-2019
Metals in solid samples by OES	10-Oct-2019	10-Oct-2019	10-Oct-2019	09-Oct-2019	09-Oct-2019	09-Oct-2019	09-Oct-2019	09-Oct-2019	09-Oct-2019	09-Oct-2019
PAH by GCMS	10-Oct-2019	10-Oct-2019	10-Oct-2019	10-Oct-2019	09-Oct-2019	10-Oct-2019	10-Oct-2019	10-Oct-2019	10-Oct-2019	10-Oct-2019
PCBs by GCMS	11-Oct-2019	11-Oct-2019	11-Oct-2019			11-Oct-2019	11-Oct-2019			11-Oct-2019
pH	11-Oct-2019	11-Oct-2019	11-Oct-2019	11-Oct-2019	11-Oct-2019	11-Oct-2019	11-Oct-2019	10-Oct-2019	10-Oct-2019	11-Oct-2019
Sample description	05-Oct-2019	05-Oct-2019	05-Oct-2019	05-Oct-2019	05-Oct-2019	05-Oct-2019	05-Oct-2019	05-Oct-2019	05-Oct-2019	05-Oct-2019
Semi Volatile Organic Compounds	09-Oct-2019	09-Oct-2019	09-Oct-2019			09-Oct-2019	09-Oct-2019			09-Oct-2019
Total Organic Carbon	10-Oct-2019	11-Oct-2019	10-Oct-2019			10-Oct-2019	10-Oct-2019			10-Oct-2019
TPH CWG GC (S)	09-Oct-2019	10-Oct-2019	09-Oct-2019	10-Oct-2019	09-Oct-2019	09-Oct-2019	09-Oct-2019	10-Oct-2019	09-Oct-2019	14-Oct-2019
VOC MS (S)	08-Oct-2019	09-Oct-2019	08-Oct-2019	09-Oct-2019	08-Oct-2019	08-Oct-2019	08-Oct-2019	09-Oct-2019	08-Oct-2019	09-Oct-2019

Lab Sample No(s)	20875180	20875064	20875185	20875083	20875192	20875202	20875208	20875213	20875218	20875231
Customer Sample Ref.	SP22K	SP21L	SP22L	SP21M	SP22M	SP22N	SP22O	SP22P	SP22Q	SP22R
AGS Ref.	ES	ES	ES	ES	ES	ES	ES	ES	ES	ES
Depth	0.10 - 0.30	0.70 - 0.90	0.30 - 0.50	0.20 - 0.40	0.50 - 0.80	0.70 - 0.90	0.30 - 0.50	0.80 - 1.00	0.70 - 0.90	1.00 - 1.20
Type	Soil/Solid (S)	Soil/Solid (S)	Soil/Solid (S)	Soil/Solid (S)	Soil/Solid (S)	Soil/Solid (S)	Soil/Solid (S)	Soil/Solid (S)	Soil/Solid (S)	Soil/Solid (S)
Anions by Kone (soil)	08-Oct-2019				09-Oct-2019		08-Oct-2019			08-Oct-2019
Asbestos ID in Solid Samples	11-Oct-2019	09-Oct-2019	10-Oct-2019	10-Oct-2019	10-Oct-2019	10-Oct-2019	10-Oct-2019	10-Oct-2019	11-Oct-2019	10-Oct-2019
Boron Water Soluble	10-Oct-2019	09-Oct-2019	09-Oct-2019	09-Oct-2019	10-Oct-2019	10-Oct-2019	09-Oct-2019	10-Oct-2019	09-Oct-2019	09-Oct-2019
Cyanide Comp/Free/Total/Thiocyanate	10-Oct-2019				10-Oct-2019		10-Oct-2019			10-Oct-2019
EPH CWG (Aliphatic) GC (S)	09-Oct-2019	09-Oct-2019	09-Oct-2019	09-Oct-2019	09-Oct-2019	09-Oct-2019	09-Oct-2019	09-Oct-2019	09-Oct-2019	09-Oct-2019
EPH CWG (Aromatic) GC (S)	09-Oct-2019	09-Oct-2019	09-Oct-2019	09-Oct-2019	09-Oct-2019	09-Oct-2019	09-Oct-2019	09-Oct-2019	09-Oct-2019	09-Oct-2019
GRO by GC-FID (S)	09-Oct-2019	10-Oct-2019	09-Oct-2019	11-Oct-2019	09-Oct-2019	09-Oct-2019	09-Oct-2019	09-Oct-2019	11-Oct-2019	09-Oct-2019
Hexavalent Chromium (s)	11-Oct-2019	11-Oct-2019	11-Oct-2019	11-Oct-2019	11-Oct-2019	11-Oct-2019	11-Oct-2019	11-Oct-2019	11-Oct-2019	11-Oct-2019
Metals in solid samples by OES	10-Oct-2019	09-Oct-2019	09-Oct-2019	10-Oct-2019	09-Oct-2019	09-Oct-2019	09-Oct-2019	10-Oct-2019	10-Oct-2019	09-Oct-2019
PAH by GCMS	10-Oct-2019	10-Oct-2019	10-Oct-2019	09-Oct-2019	10-Oct-2019	10-Oct-2019	10-Oct-2019	09-Oct-2019	10-Oct-2019	10-Oct-2019
PCBs by GCMS	11-Oct-2019				11-Oct-2019		14-Oct-2019			11-Oct-2019
pH	11-Oct-2019	10-Oct-2019	11-Oct-2019	11-Oct-2019	11-Oct-2019	11-Oct-2019	11-Oct-2019	11-Oct-2019	11-Oct-2019	11-Oct-2019
Sample description	05-Oct-2019	05-Oct-2019	05-Oct-2019	05-Oct-2019	05-Oct-2019	05-Oct-2019	05-Oct-2019	05-Oct-2019	05-Oct-2019	05-Oct-2019
Semi Volatile Organic Compounds	09-Oct-2019				09-Oct-2019		09-Oct-2019			09-Oct-2019
Total Organic Carbon	10-Oct-2019				10-Oct-2019		11-Oct-2019			11-Oct-2019
TPH CWG GC (S)	09-Oct-2019	10-Oct-2019	10-Oct-2019	11-Oct-2019	09-Oct-2019	09-Oct-2019	09-Oct-2019	09-Oct-2019	11-Oct-2019	10-Oct-2019
VOC MS (S)	08-Oct-2019	09-Oct-2019	09-Oct-2019	09-Oct-2019	08-Oct-2019	08-Oct-2019	09-Oct-2019	08-Oct-2019	08-Oct-2019	09-Oct-2019

Lab Sample No(s)	20875246	20875251	20875256
Customer Sample Ref.	SP22S	SP22T	SP22U
AGS Ref.	ES	ES	ES
Depth	0.90 - 1.10	0.00 - 0.30	0.50 - 0.80
Type	Soil/Solid (S)	Soil/Solid (S)	Soil/Solid (S)
Asbestos ID in Solid Samples	10-Oct-2019	10-Oct-2019	10-Oct-2019
Boron Water Soluble	09-Oct-2019	09-Oct-2019	09-Oct-2019
EPH CWG (Aliphatic) GC (S)	09-Oct-2019	11-Oct-2019	09-Oct-2019
EPH CWG (Aromatic) GC (S)	09-Oct-2019	11-Oct-2019	09-Oct-2019
GRO by GC-FID (S)	08-Oct-2019	09-Oct-2019	14-Oct-2019
Hexavalent Chromium (s)	11-Oct-2019	11-Oct-2019	11-Oct-2019
Metals in solid samples by OES	10-Oct-2019	09-Oct-2019	10-Oct-2019
PAH by GCMS	09-Oct-2019	09-Oct-2019	09-Oct-2019
pH	11-Oct-2019	11-Oct-2019	11-Oct-2019
Sample description	05-Oct-2019	05-Oct-2019	05-Oct-2019
TPH CWG GC (S)	09-Oct-2019	11-Oct-2019	14-Oct-2019
VOC MS (S)	08-Oct-2019	09-Oct-2019	09-Oct-2019

ASSOCIATED AQC DATA

ANC at pH4 and ANC at pH 6

Component	Method Code	QC 2036	QC 2065	QC 2087
ANC pH_4 dry soil	TM182	**95.01** 86.97 : 113.03	**90.32** 86.97 : 113.03	**92.67** 86.97 : 113.03

Anions by Kone (soil)

Component	Method Code	QC 2056
Chloride (soluble)	TM243	**97.93** 77.23 : 120.97
Water Soluble Sulphate as SO4 2:1 Extract	TM243	**90.19** 75.60 : 131.10

Anions by Kone (w)

Component	Method Code	QC 2078	QC 2037
Chloride	TM184	**103.0** 92.93 : 115.43	**106.0** 92.93 : 115.43
Sulphate (soluble)	TM184	**100.0** 90.53 : 113.03	**100.0** 90.53 : 113.03

Boron Water Soluble

Component	Method Code	QC 2006	QC 2032	QC 2059	QC 2021	QC 2020	QC 2071
Water Soluble Boron	TM222	**102.5** 86.05 : 109.75	**101.5** 86.05 : 109.75	**99.5** 86.05 : 109.75	**95.5** 86.05 : 109.75	**97.5** 86.05 : 109.75	**97.0** 86.05 : 109.75

Coronene

Component	Method Code	QC 2054	QC 2055	QC 2051	QC 2026
Coronene RAW	TM410	**115.5** 79.43 : 137.78	**111.0** 79.43 : 137.78	**103.5** 79.43 : 137.78	**103.0** 79.43 : 137.78

Cyanide Comp/Free/Total/Thiocyanate

Component	Method Code	QC 2038	QC 2059	QC 2020	QC 2031	QC 2056
Free Cyanide	TM153	**95.6** 83.05 : 112.74	**95.8** 83.05 : 112.74	**96.2** 83.05 : 112.74	**94.3** 83.05 : 112.74	**92.2** 83.05 : 112.74
Thiocyanate	TM153	**91.02** 89.81 : 110.19	**89.22** 89.81 : 110.19	**90.42** 89.81 : 110.19	**92.22** 89.81 : 110.19	**89.82** 89.81 : 110.19
Total Cyanide	TM153	**102.14** 88.29 : 111.43	**100.71** 88.29 : 111.43	**101.43** 88.29 : 111.43	**98.57** 88.29 : 111.43	**99.29** 88.29 : 111.43

Cyanide Comp/Free/Total/Thiocyanate

Dissolved Metals by ICP-MS

Component	Method Code	QC 2056	QC 2030
Aluminium	TM152	**107.33** 93.15 : 113.42	**104.67** 94.19 : 114.31
Antimony	TM152	**115.83** 88.37 : 130.57	**122.0** 79.80 : 122.00
Arsenic	TM152	**104.0** 92.62 : 113.52	**101.17** 90.42 : 111.32
Barium	TM152	**100.83** 93.15 : 115.52	**101.33** 90.79 : 113.16
Beryllium	TM152	**100.0** 85.23 : 107.63	**96.67** 85.99 : 112.78
Bismuth	TM152	**101.0** 92.62 : 115.02	**102.17** 91.88 : 114.28
Borate	TM152		**100.0** 88.00 : 112.00
Boron	TM152	**108.33** 86.31 : 120.88	**99.67** 86.68 : 117.67
Cadmium	TM152	**101.83** 93.85 : 111.65	**103.5** 94.60 : 112.40
Calcium	TM152	**105.33** 89.20 : 126.91	**102.67** 83.40 : 121.11
Chromium	TM152	**99.83** 92.22 : 109.85	**100.5** 84.77 : 111.71
Cobalt	TM152	**97.67** 85.01 : 114.87	**97.17** 84.39 : 114.26
Copper	TM152	**102.67** 89.87 : 119.73	**102.67** 88.86 : 118.72
Iron	TM152	**102.0** 93.02 : 113.86	**102.67** 92.00 : 113.00
Lead	TM152	**101.67** 91.11 : 116.98	**101.33** 89.25 : 115.12
Lithium	TM152	**104.5** 86.01 : 115.79	**102.5** 89.26 : 119.04
Magnesium	TM152	**101.33** 89.60 : 116.61	**107.33** 90.67 : 117.69
Manganese	TM152	**101.5** 93.97 : 112.46	**102.5** 94.24 : 112.74
Molybdenum	TM152	**97.33** 89.07 : 110.96	**97.0** 87.00 : 108.89
Nickel	TM152	**101.33** 93.70 : 112.15	**101.0** 95.34 : 113.79
Phosphorus	TM152	**99.17** 89.24 : 114.18	**100.5** 85.44 : 110.40
Potassium	TM152	**104.0** 97.98 : 117.40	**107.33** 99.20 : 111.05
Selenium	TM152	**103.67** 91.69 : 117.12	**103.67** 88.44 : 113.86
Silver	TM152	**103.83** 96.95 : 117.30	**104.5** 94.40 : 114.74
Sodium	TM152	**103.33** 92.42 : 113.24	**107.33** 94.83 : 112.16

Dissolved Metals by ICP-MS

		QC 2056	QC 2030
Strontium	TM152	**102.67** 92.14 : 116.24	**102.33** 90.72 : 114.82
Tellurium	TM152	**103.17** 89.88 : 111.78	**97.33** 90.72 : 112.62
Thallium	TM152	**102.17** 86.08 : 122.48	**86.83** 86.08 : 122.48
Tin	TM152	**104.83** 91.00 : 109.00	**107.83** 91.00 : 109.00
Titanium	TM152	**99.17** 86.17 : 105.17	**99.17** 88.82 : 109.83
Tungsten	TM152	**157.17** 77.61 : 132.31	**126.5** 78.12 : 132.82
Uranium	TM152	**95.83** 86.97 : 115.76	**100.17** 90.58 : 113.28
Vanadium	TM152	**108.67** 89.61 : 115.48	**102.83** 88.43 : 114.30
Zinc	TM152	**101.33** 87.51 : 116.26	**101.33** 86.52 : 115.27

Dissolved Organic/Inorganic Carbon

Component	Method Code	QC 2052	QC 2025
Dissolved Inorganic Carbon	TM090	**100.0** 91.27 : 109.87	**99.0** 93.58 : 112.28
Dissolved Organic Carbon	TM090	**103.5** 97.87 : 108.77	**102.67** 96.28 : 110.58

EPH CWG (Aliphatic) GC (S)

Component	Method Code	QC 2002	QC 2044	QC 2026	QC 2077
Total Aliphatics >C12-C35	TM173	**80.63** 70.61 : 106.16	**78.33** 70.61 : 106.16	**74.58** 70.61 : 106.16	**79.38** 70.61 : 106.16

EPH CWG (Aromatic) GC (S)

Component	Method Code	QC 2002	QC 2044	QC 2026	QC 2077
Total Aromatics >EC12-EC35	TM173	**71.33** 45.56 : 94.44	**67.33** 45.56 : 94.44	**62.6** 45.56 : 94.44	**66.6** 45.56 : 94.44

Fluoride

Fluoride

Component	Method Code	QC 2053	QC 2025
Fluoride	TM104	**101.33** 93.20 : 104.48	**101.33** 95.51 : 107.24

GRO by GC-FID (S)

Component	Method Code	QC 2075	QC 2077	QC 2010	QC 2007	QC 2098	QC 2061
QC	TM089	**102.98** 72.28 : 114.54	**92.36** 72.28 : 114.54	**97.8** 72.28 : 114.54	**93.47** 74.55 : 125.46	**94.12** 72.28 : 114.54	**93.66** 74.55 : 125.46

Component	Method Code	QC 2022	QC 2058	QC 2008	QC 2065
QC	TM089	**103.57** 74.55 : 125.46	**85.86** 72.28 : 114.54	**89.35** 72.28 : 114.54	**88.92** 72.28 : 114.54

Hexavalent Chromium (s)

Component	Method Code	QC 2049	QC 2082	QC 2067	QC 2007	QC 2052	QC 2033
Hexavalent Chromium	TM151	**104.0** 90.20 : 107.00	**102.0** 90.20 : 107.00	**102.0** 90.20 : 107.00	**100.0** 90.20 : 107.00	**100.0** 90.20 : 107.00	**100.0** 90.20 : 107.00

Component	Method Code	QC 2011
Hexavalent Chromium	TM151	**100.0** 90.20 : 107.00

Loss on Ignition in soils

Component	Method Code	QC 2026	QC 2085	QC 2077
Loss on Ignition	TM018	**101.9** 87.56 : 104.24	**96.68** 87.56 : 104.24	**95.5** 87.56 : 104.24

Mercury Dissolved

CERTIFICATE OF ANALYSIS

SDG:	191004-110	**Client Reference:**	70053735	**Report Number:**	527697
Location:	Maylands	**Order Number:**	70053735-S01	**Superseded Report:**	527629

Mercury Dissolved

Component	Method Code	QC 2095	QC 2001	QC 2006	QC 2071
Mercury Dissolved (CVAF)	TM183	**98.5** 75.00 : 111.00	**99.9** 75.00 : 111.00	**97.2** 75.00 : 111.00	**91.4** 75.00 : 111.00

Metals in solid samples by OES

Component	Method Code	QC 2019	QC 2037	QC 2045	QC 2047	QC 2043	QC 2077
Aluminium	TM181	**90.27** 77.84 : 119.01	**100.0** 77.84 : 119.01	**95.58** 77.84 : 119.01	**99.12** 77.84 : 119.01	**92.04** 77.84 : 119.01	**92.92** 77.84 : 119.01
Antimony	TM181	**99.19** 84.28 : 107.67	**100.81** 84.28 : 107.67	**98.78** 84.28 : 107.67	**96.75** 84.28 : 107.67	**99.19** 84.28 : 107.67	**99.19** 84.28 : 107.67
Arsenic	TM181	**100.0** 87.05 : 109.36	**107.27** 87.05 : 109.36	**102.33** 87.05 : 109.36	**103.49** 87.05 : 109.36	**100.58** 87.05 : 109.36	**98.84** 87.05 : 109.36
Barium	TM181	**91.74** 82.49 : 109.34	**96.33** 82.49 : 109.34	**90.09** 82.49 : 109.34	**98.17** 82.49 : 109.34	**96.33** 82.49 : 109.34	**96.33** 82.49 : 109.34
Beryllium	TM181	**97.76** 85.44 : 109.61	**102.24** 85.44 : 109.61	**98.88** 85.44 : 109.61	**107.46** 85.44 : 109.61	**105.6** 85.44 : 109.61	**103.36** 85.44 : 109.61
Boron	TM181	**86.25** 73.51 : 104.66	**91.4** 73.51 : 104.66	**87.11** 73.51 : 104.66	**95.99** 73.51 : 104.66	**93.12** 73.51 : 104.66	**93.41** 73.51 : 104.66
Cadmium	TM181	**91.36** 81.46 : 106.43	**101.23** 81.46 : 106.43	**94.65** 81.46 : 106.43	**97.12** 81.46 : 106.43	**93.83** 81.46 : 106.43	**93.42** 81.46 : 106.43
Chromium	TM181	**91.89** 82.26 : 104.55	**97.57** 82.26 : 104.55	**93.31** 82.26 : 104.55	**101.62** 82.26 : 104.55	**100.2** 82.26 : 104.55	**96.75** 82.26 : 104.55
Cobalt	TM181	**91.19** 86.54 : 106.87	**98.11** 86.54 : 106.87	**94.03** 86.54 : 106.87	**93.4** 86.54 : 106.87	**91.19** 86.54 : 106.87	**89.31** 86.54 : 106.87
Copper	TM181	**91.37** 82.40 : 105.45	**96.13** 82.40 : 105.45	**93.66** 82.40 : 105.45	**98.94** 82.40 : 105.45	**98.42** 82.40 : 105.45	**96.3** 82.40 : 105.45
Iron	TM181	**93.65** 82.95 : 110.58	**101.59** 82.95 : 110.58	**98.41** 82.95 : 110.58	**99.21** 82.95 : 110.58	**93.65** 82.95 : 110.58	**94.44** 82.95 : 110.58
Lead	TM181	**92.12** 78.24 : 104.05	**100.0** 78.24 : 104.05	**94.37** 78.24 : 104.05	**92.57** 78.24 : 104.05	**94.14** 78.24 : 104.05	**87.84** 78.24 : 104.05
Manganese	TM181	**105.28** 94.29 : 119.51	**110.0** 94.29 : 119.51	**106.94** 94.29 : 119.51	**117.5** 94.29 : 119.51	**114.44** 94.29 : 119.51	**113.06** 94.29 : 119.51
Mercury	TM181	**93.24** 83.74 : 105.34	**98.07** 83.74 : 105.34	**95.65** 83.74 : 105.34	**94.93** 83.74 : 105.34	**94.93** 83.74 : 105.34	**92.27** 83.74 : 105.34
Molybdenum	TM181	**97.12** 87.11 : 106.87	**102.88** 87.11 : 106.87	**99.59** 87.11 : 106.87	**103.29** 87.11 : 106.87	**101.23** 87.11 : 106.87	**97.94** 87.11 : 106.87
Nickel	TM181	**91.2** 81.92 : 102.18	**98.53** 81.92 : 102.18	**92.91** 81.92 : 102.18	**96.58** 81.92 : 102.18	**94.13** 81.92 : 102.18	**92.18** 81.92 : 102.18
Phosphorus	TM181	**105.45** 94.56 : 124.28	**115.15** 94.56 : 124.28	**110.91** 94.56 : 124.28	**120.0** 94.56 : 124.28	**119.39** 94.56 : 124.28	**118.79** 94.56 : 124.28
Selenium	TM181	**98.43** 86.28 : 110.48	**103.53** 86.28 : 110.48	**100.0** 86.28 : 110.48	**104.71** 86.28 : 110.48	**104.31** 86.28 : 110.48	**100.78** 86.28 : 110.48
Strontium	TM181	**92.2** 79.13 : 102.79	**97.55** 79.13 : 102.79	**93.76** 79.13 : 102.79	**98.44** 79.13 : 102.79	**95.1** 79.13 : 102.79	**93.1** 79.13 : 102.79
Thallium	TM181	**101.33** 82.94 : 111.86	**111.06** 82.94 : 111.86	**105.75** 82.94 : 111.86	**99.56** 82.94 : 111.86	**95.58** 82.94 : 111.86	**94.69** 82.94 : 111.86
Tin	TM181	**101.14** 90.25 : 108.86	**106.84** 90.25 : 108.86	**102.66** 90.25 : 108.86	**105.32** 90.25 : 108.86	**104.94** 90.25 : 108.86	**101.14** 90.25 : 108.86
Titanium	TM181	**80.15** 66.23 : 102.06	**87.02** 66.23 : 102.06	**83.97** 66.23 : 102.06	**85.5** 66.23 : 102.06	**87.02** 66.23 : 102.06	**86.26** 66.23 : 102.06

CERTIFICATE OF ANALYSIS

SDG:	191004-110	**Client Reference:**	70053735	**Report Number:**	527697
Location:	Maylands	**Order Number:**	70053735-S01	**Superseded Report:**	527629

Metals in solid samples by OES

		QC 2019	QC 2037	QC 2045	QC 2047	QC 2043	QC 2077
Vanadium	TM181	**93.41** 86.37 : 107.94	**97.44** 86.37 : 107.94	**95.6** 86.37 : 107.94	**106.59** 86.37 : 107.94	**102.93** 86.37 : 107.94	**101.1** 86.37 : 107.94
Zinc	TM181	**96.3** 84.68 : 113.99	**101.03** 84.68 : 113.99	**96.92** 84.68 : 113.99	**107.39** 84.68 : 113.99	**102.67** 84.68 : 113.99	**101.64** 84.68 : 113.99

Component	Method Code	QC 2084	QC 2011	QC 2043
Aluminium	TM181	**101.77** 77.84 : 119.01	**96.46** 77.84 : 119.01	**100.0** 77.84 : 119.01
Antimony	TM181	**98.78** 84.28 : 107.67	**95.93** 84.28 : 107.67	**105.28** 84.28 : 107.67
Arsenic	TM181	**104.07** 87.05 : 109.36	**102.91** 87.05 : 109.36	**100.58** 87.05 : 109.36
Barium	TM181	**97.25** 82.49 : 109.34	**95.41** 82.49 : 109.34	**97.25** 82.49 : 109.34
Beryllium	TM181	**104.1** 85.44 : 109.61	**100.37** 85.44 : 109.61	**100.0** 85.44 : 109.61
Boron	TM181	**93.7** 73.51 : 104.66	**88.83** 73.51 : 104.66	**95.13** 73.51 : 104.66
Cadmium	TM181	**95.88** 81.46 : 106.43	**97.53** 81.46 : 106.43	**95.47** 81.46 : 106.43
Chromium	TM181	**96.55** 82.26 : 104.55	**92.7** 82.26 : 104.55	**96.35** 82.26 : 104.55
Cobalt	TM181	**94.65** 86.54 : 106.87	**95.28** 86.54 : 106.87	**96.86** 86.54 : 106.87
Copper	TM181	**97.36** 82.40 : 105.45	**93.84** 82.40 : 105.45	**98.77** 82.40 : 105.45
Iron	TM181	**103.17** 82.95 : 110.58	**99.21** 82.95 : 110.58	**103.17** 82.95 : 110.58
Lead	TM181	**99.77** 78.24 : 104.05	**95.95** 78.24 : 104.05	**97.3** 78.24 : 104.05
Manganese	TM181	**110.56** 94.29 : 119.51	**113.06** 94.29 : 119.51	**113.61** 94.29 : 119.51
Mercury	TM181	**97.34** 83.74 : 105.34	**96.86** 83.74 : 105.34	**99.76** 83.74 : 105.34
Molybdenum	TM181	**100.41** 87.11 : 106.87	**98.77** 87.11 : 106.87	**103.29** 87.11 : 106.87
Nickel	TM181	**95.11** 81.92 : 102.18	**94.13** 81.92 : 102.18	**96.09** 81.92 : 102.18
Phosphorus	TM181	**107.07** 94.56 : 124.28	**109.09** 94.56 : 124.28	**117.98** 94.56 : 124.28
Selenium	TM181	**101.96** 86.28 : 110.48	**100.39** 86.28 : 110.48	**100.39** 86.28 : 110.48
Strontium	TM181	**96.21** 79.13 : 102.79	**91.76** 79.13 : 102.79	**99.11** 79.13 : 102.79
Thallium	TM181	**104.42** 82.94 : 111.86	**105.31** 82.94 : 111.86	**107.08** 82.94 : 111.86
Tin	TM181	**103.8** 90.25 : 108.86	**103.04** 90.25 : 108.86	**106.46** 90.25 : 108.86
Titanium	TM181	**89.31** 66.23 : 102.06	**83.97** 66.23 : 102.06	**91.6** 66.23 : 102.06
Vanadium	TM181	**100.0** 86.37 : 107.94	**94.87** 86.37 : 107.94	**101.83** 86.37 : 107.94
Zinc	TM181	**100.0** 84.68 : 113.99	**98.97** 84.68 : 113.99	**104.31** 84.68 : 113.99

Mineral Oil

Component	Method Code	QC 2063	QC 2059	QC 2065	QC 2039
Mineral Oil	TM061	**84.67** 77.46 : 100.36	**92.33** 77.46 : 100.36	**91.5** 77.46 : 100.36	**89.5** 77.46 : 100.36

PAH by GCMS

Component	Method Code	QC 2099	QC 2048	QC 2025	QC 2067	QC 2006	QC 2080
Acenaphthene	TM218	**100.5** 76.82 : 113.72	**96.0** 80.97 : 105.99	**88.5** 76.79 : 103.90	**92.0** 76.79 : 103.90	**104.5** 76.82 : 113.72	**103.5** 76.82 : 113.72
Acenaphthylene	TM218	**102.5** 75.95 : 108.85	**95.5** 80.24 : 105.29	**86.5** 78.40 : 108.66	**92.0** 78.40 : 108.66	**104.5** 75.95 : 108.85	**101.5** 75.95 : 108.85
Anthracene	TM218	**100.5** 76.67 : 109.58	**96.5** 73.72 : 109.23	**83.5** 76.15 : 110.07	**92.0** 76.15 : 110.07	**105.5** 76.67 : 109.58	**100.5** 76.67 : 109.58
Benz(a)anthracene	TM218	**90.0** 70.05 : 119.30	**105.0** 79.72 : 116.84	**94.5** 73.77 : 119.26	**98.0** 73.77 : 119.26	**105.0** 70.05 : 119.30	**84.5** 70.05 : 119.30
Benzo(a)pyrene	TM218	**94.5** 68.22 : 116.60	**102.5** 69.58 : 110.26	**89.5** 73.20 : 114.18	**100.5** 73.20 : 114.18	**106.0** 68.22 : 116.60	**81.0** 68.22 : 116.60
Benzo(b)fluoranthene	TM218	**87.0** 75.44 : 113.45	**102.0** 77.35 : 112.97	**85.0** 75.36 : 117.58	**95.5** 75.36 : 117.58	**94.0** 75.44 : 113.45	**79.0** 75.44 : 113.45
Benzo(ghi)perylene	TM218	**88.5** 70.79 : 114.76	**97.0** 77.68 : 107.38	**79.5** 70.73 : 116.12	**98.5** 70.73 : 116.12	**101.0** 70.79 : 114.76	**73.5** 70.79 : 114.76
Benzo(k)fluoranthene	TM218	**90.5** 81.43 : 115.17	**106.0** 82.61 : 111.93	**83.5** 75.98 : 116.59	**97.0** 75.98 : 116.59	**107.0** 81.43 : 115.17	**82.0** 81.43 : 115.17
Chrysene	TM218	**88.5** 75.94 : 114.39	**103.0** 80.28 : 111.42	**90.5** 74.82 : 114.18	**94.5** 74.82 : 114.18	**98.5** 75.94 : 114.39	**81.0** 75.94 : 114.39
Dibenzo(ah)anthracene	TM218	**87.0** 71.87 : 118.97	**99.5** 79.17 : 106.41	**78.0** 69.17 : 115.30	**93.5** 69.17 : 115.30	**101.5** 71.87 : 118.97	**76.5** 71.87 : 118.97
Fluoranthene	TM218	**90.0** 77.92 : 113.69	**101.0** 79.07 : 112.75	**90.5** 75.88 : 112.84	**95.0** 75.88 : 112.84	**104.5** 77.92 : 113.69	**89.0** 77.92 : 113.69
Fluorene	TM218	**104.0** 82.02 : 108.34	**98.5** 80.52 : 110.90	**88.5** 78.50 : 114.02	**92.5** 78.50 : 114.02	**108.0** 82.02 : 108.34	**103.5** 82.02 : 108.34
Indeno(123cd)pyrene	TM218	**91.0** 67.80 : 113.60	**86.5** 76.97 : 113.36	**74.0** 70.26 : 117.95	**92.0** 70.26 : 117.95	**101.0** 67.80 : 113.60	**85.5** 67.80 : 113.60
Naphthalene	TM218	**108.5** 88.41 : 116.04	**95.0** 83.50 : 110.02	**82.0** 75.24 : 111.26	**91.0** 75.24 : 111.26	**103.0** 88.41 : 116.04	**104.0** 88.41 : 116.04
Phenanthrene	TM218	**99.5** 78.26 : 113.22	**99.5** 79.34 : 111.91	**87.5** 77.07 : 107.43	**92.5** 77.07 : 107.43	**109.0** 78.26 : 113.22	**100.5** 78.26 : 113.22
Pyrene	TM218	**89.5** 74.86 : 116.81	**102.0** 74.43 : 114.36	**88.5** 78.74 : 112.56	**94.0** 78.74 : 112.56	**106.0** 74.86 : 116.81	**87.0** 74.86 : 116.81

Component	Method Code	QC 2054	QC 2032	QC 2040	QC 2018	QC 2083	QC 2025
Acenaphthene	TM218	**91.0** 76.79 : 103.90	**88.5** 80.97 : 105.99	**92.0** 76.79 : 103.90	**91.5** 76.79 : 103.90	**96.5** 76.79 : 103.90	**96.5** 80.97 : 105.99
Acenaphthylene	TM218	**89.0** 78.40 : 108.66	**89.0** 80.24 : 105.29	**90.0** 78.40 : 108.66	**89.5** 78.40 : 108.66	**94.0** 78.40 : 108.66	**97.0** 80.24 : 105.29
Anthracene	TM218	**86.5** 76.15 : 110.07	**85.0** 73.72 : 109.23	**89.0** 76.15 : 110.07	**88.0** 76.15 : 110.07	**98.0** 76.15 : 110.07	**101.5** 73.72 : 109.23
Benz(a)anthracene	TM218	**96.0** 73.77 : 119.26	**85.5** 79.72 : 116.84	**103.5** 73.77 : 119.26	**94.0** 73.77 : 119.26	**105.5** 73.77 : 119.26	**109.0** 79.72 : 116.84
Benzo(a)pyrene	TM218	**94.0** 73.20 : 114.18	**85.0** 69.58 : 110.26	**94.5** 73.20 : 114.18	**95.5** 73.20 : 114.18	**99.0** 73.20 : 114.18	**98.0** 69.58 : 110.26

CERTIFICATE OF ANALYSIS

SDG:	191004-110	**Client Reference:**	70053735	**Report Number:**	527697
Location:	Maylands	**Order Number:**	70053735-S01	**Superseded Report:**	527629

PAH by GCMS

		QC 2054	QC 2032	QC 2040	QC 2018	QC 2083	QC 2025
Benzo(b)fluoranthene	TM218	**90.0** 75.36 : 117.58	**78.5** 77.35 : 112.97	**93.5** 75.36 : 117.58	**88.5** 75.36 : 117.58	**97.0** 75.36 : 117.58	**96.5** 77.35 : 112.97
Benzo(ghi)perylene	TM218	**90.0** 70.73 : 116.12	**82.0** 77.68 : 107.38	**88.5** 70.73 : 116.12	**93.5** 70.73 : 116.12	**92.5** 70.73 : 116.12	**87.0** 77.68 : 107.38
Benzo(k)fluoranthene	TM218	**90.5** 75.98 : 116.59	**83.5** 82.61 : 111.93	**94.0** 75.98 : 116.59	**91.0** 75.98 : 116.59	**96.5** 75.98 : 116.59	**99.0** 82.61 : 111.93
Chrysene	TM218	**91.0** 74.82 : 114.18	**80.5** 80.28 : 111.42	**98.0** 74.82 : 114.18	**89.0** 74.82 : 114.18	**99.5** 74.82 : 114.18	**104.5** 80.28 : 111.42
Dibenzo(ah)anthracene	TM218	**83.0** 69.17 : 115.30	**82.5** 79.17 : 106.41	**88.0** 69.17 : 115.30	**90.5** 69.17 : 115.30	**93.0** 69.17 : 115.30	**91.0** 79.17 : 106.41
Fluoranthene	TM218	**91.5** 75.88 : 112.84	**84.5** 79.07 : 112.75	**93.0** 75.88 : 112.84	**88.0** 75.88 : 112.84	**101.5** 75.88 : 112.84	**101.0** 79.07 : 112.75
Fluorene	TM218	**89.5** 78.50 : 114.02	**88.5** 80.52 : 110.90	**92.5** 78.50 : 114.02	**88.5** 78.50 : 114.02	**97.5** 78.50 : 114.02	**99.0** 80.52 : 110.90
Indeno(123cd)pyrene	TM218	**94.0** 70.26 : 117.95	**77.0** 76.97 : 113.36	**84.0** 70.26 : 117.95	**97.5** 70.26 : 117.95	**92.0** 70.26 : 117.95	**87.5** 76.97 : 113.36
Naphthalene	TM218	**89.0** 75.24 : 111.26	**93.0** 83.50 : 110.02	**83.5** 75.24 : 111.26	**90.0** 75.24 : 111.26	**88.5** 75.24 : 111.26	**94.5** 83.50 : 110.02
Phenanthrene	TM218	**87.5** 77.07 : 107.43	**87.0** 79.34 : 111.91	**92.0** 77.07 : 107.43	**87.5** 77.07 : 107.43	**99.5** 77.07 : 107.43	**103.0** 79.34 : 111.91
Pyrene	TM218	**91.0** 78.74 : 112.56	**85.0** 74.43 : 114.36	**93.5** 78.74 : 112.56	**89.0** 78.74 : 112.56	**101.0** 78.74 : 112.56	**102.5** 74.43 : 114.36

PCBs by GCMS

Component	Method Code	QC 2012	QC 2057	QC 2018	QC 2058	QC 2057	QC 2029
PCB congener 101	TM168	**88.4** 68.36 : 114.38	**97.8** 68.36 : 114.38	**81.5** 68.36 : 114.38	**89.9** 68.36 : 114.38	**95.5** 79.46 : 109.70	**90.7** 68.36 : 114.38
PCB congener 105	TM168	**80.5** 66.27 : 108.27	**86.7** 66.27 : 108.27	**74.1** 66.27 : 108.27	**81.9** 66.27 : 108.27	**83.1** 77.82 : 109.32	**82.7** 66.27 : 108.27
PCB congener 114	TM168	**78.3** 67.07 : 107.93	**85.0** 67.07 : 107.93	**71.9** 67.07 : 107.93	**81.0** 67.07 : 107.93	**83.6** 78.15 : 110.49	**82.8** 67.07 : 107.93
PCB congener 118	TM168	**86.2** 70.76 : 113.78	**91.9** 70.76 : 113.78	**80.3** 70.76 : 113.78	**88.0** 70.76 : 113.78	**87.8** 70.33 : 110.29	**88.3** 70.76 : 113.78
PCB congener 123	TM168	**73.1** 62.93 : 112.01	**80.5** 62.93 : 112.01	**70.6** 62.93 : 112.01	**81.9** 62.93 : 112.01	**77.1** 67.39 : 109.57	**75.0** 62.93 : 112.01
PCB congener 126	TM168	**79.9** 64.53 : 113.25	**84.7** 64.53 : 113.25	**71.1** 64.53 : 113.25	**77.7** 64.53 : 113.25	**82.0** 67.12 : 111.52	**81.9** 64.53 : 113.25
PCB congener 138	TM168	**78.9** 67.00 : 113.56	**83.9** 67.00 : 113.56	**68.2** 67.00 : 113.56	**78.5** 67.00 : 113.56	**84.0** 75.79 : 110.89	**80.0** 67.00 : 113.56
PCB congener 153	TM168	**81.5** 66.72 : 108.24	**86.4** 66.72 : 108.24	**72.1** 66.72 : 108.24	**83.2** 66.72 : 108.24	**82.7** 68.26 : 110.86	**81.8** 66.72 : 108.24
PCB congener 156	TM168	**78.8** 67.18 : 112.96	**87.8** 67.18 : 112.96	**68.8** 67.18 : 112.96	**83.6** 67.18 : 112.96	**86.0** 67.87 : 113.47	**83.8** 67.18 : 112.96
PCB congener 157	TM168	**78.9** 63.19 : 112.63	**84.8** 63.19 : 112.63	**69.6** 63.19 : 112.63	**79.5** 63.19 : 112.63	**82.0** 67.15 : 109.93	**80.0** 63.19 : 112.63
PCB congener 167	TM168	**80.5** 65.20 : 113.08	**86.7** 65.20 : 113.08	**70.9** 65.20 : 113.08	**79.8** 65.20 : 113.08	**85.6** 79.50 : 110.52	**82.3** 65.20 : 113.08
PCB congener 169	TM168	**76.0** 64.01 : 129.89	**84.9** 64.01 : 129.89	**66.2** 64.01 : 129.89	**76.2** 64.01 : 129.89	**81.0** 67.65 : 121.47	**80.4** 64.01 : 129.89
PCB congener 180	TM168	**82.2** 66.40 : 113.20	**89.6** 66.40 : 113.20	**71.4** 66.40 : 113.20	**84.1** 66.40 : 113.20	**87.7** 78.72 : 110.94	**84.9** 66.40 : 113.20
PCB congener 189	TM168	**77.0** 65.53 : 126.07	**85.9** 65.53 : 126.07	**65.8** 65.53 : 126.07	**78.1** 65.53 : 126.07	**84.5** 69.53 : 116.81	**80.3** 65.53 : 126.07

PCBs by GCMS

		QC 2012	QC 2057	QC 2018	QC 2058	QC 2057	QC 2029
PCB congener 28	TM168	**84.7** 69.86 : 112.28	**89.2** 69.86 : 112.28	**82.4** 69.86 : 112.28	**84.9** 69.86 : 112.28	**88.6** 73.68 : 105.96	**86.7** 69.86 : 112.28
PCB congener 52	TM168	**80.7** 70.12 : 107.92	**84.3** 70.12 : 107.92	**76.9** 70.12 : 107.92	**82.9** 70.12 : 107.92	**82.1** 74.46 : 109.50	**79.6** 70.12 : 107.92
PCB congener 77	TM168	**81.6** 67.40 : 114.26	**85.3** 67.40 : 114.26	**74.6** 67.40 : 114.26	**79.9** 67.40 : 114.26	**82.1** 73.92 : 120.16	**81.5** 67.40 : 114.26
PCB congener 81	TM168	**84.6** 71.38 : 116.14	**90.2** 71.38 : 116.14	**78.2** 71.38 : 116.14	**83.6** 71.38 : 116.14	**90.2** 75.24 : 110.52	**87.4** 71.38 : 116.14

pH

Component	Method Code	QC 2086	QC 2040	QC 2047	QC 2037	QC 2097	QC 2011
pH	TM133	**99.3** 97.69 : 101.15	**98.84** 97.57 : 101.94	**99.19** 97.69 : 101.15	**99.19** 98.24 : 100.97	**98.95** 97.57 : 101.94	**100.81** 97.57 : 101.94

Component	Method Code	QC 2044	QC 2060	QC 2071	QC 2085	QC 2017	QC 2031
pH	TM133	**100.0** 97.69 : 101.15	**98.84** 97.57 : 101.94	**99.65** 97.69 : 101.15	**99.3** 97.57 : 101.94	**99.19** 98.24 : 100.97	**98.84** 97.69 : 101.15

Phenols by HPLC (W)

Component	Method Code	QC 2088	QC 2048	QC 2013
2.3.5 Trimethyl-Phenol by HPLC (W)	TM259	**94.0** 93.10 : 108.70	**97.0** 93.10 : 108.70	**94.0** 93.10 : 108.70
2-Isopropyl Phenol by HPLC (W)	TM259	**103.0** 90.00 : 114.00	**111.0** 90.00 : 114.00	**109.0** 90.00 : 114.00
Cresols by HPLC (W)	TM259	**96.0** 90.02 : 130.15	**98.0** 90.02 : 130.15	**99.33** 90.02 : 130.15
Napthol by HPLC (W)	TM259	**97.0** 89.00 : 131.00	**102.0** 89.00 : 131.00	**105.0** 89.00 : 131.00
Phenol by HPLC (W)	TM259	**105.0** 85.89 : 109.89	**105.0** 85.89 : 109.89	**109.0** 85.89 : 109.89
Xylenols by HPLC (W)	TM259	**103.0** 98.67 : 108.67	**105.67** 98.67 : 108.67	**108.33** 98.67 : 108.67

Semi Volatile Organic Compounds

Component	Method Code	QC 2070	QC 2091	QC 2067
4-Bromophenylphenylether (Soil)	TM157	**85.5** 66.75 : 125.25	**85.0** 66.75 : 125.25	**88.0** 66.75 : 125.25
Benzo(a)anthracene (Soil)	TM157	**89.0** 67.40 : 120.50	**89.0** 67.40 : 120.50	**91.0** 67.40 : 120.50
Hexachlorobutadiene (Soil)	TM157	**91.0** 68.25 : 126.75	**89.0** 68.25 : 126.75	**92.5** 68.25 : 126.75
Naphthalene (Soil)	TM157	**89.5** 67.55 : 125.45	**87.5** 67.55 : 125.45	**91.0** 67.55 : 125.45
Nitrobenzene (Soil)	TM157	**86.5** 66.50 : 123.50	**87.5** 66.50 : 123.50	**85.0** 66.50 : 123.50

CERTIFICATE OF ANALYSIS

SDG:	191004-110	**Client Reference:**	70053735	**Report Number:**	527697
Location:	Maylands	**Order Number:**	70053735-S01	**Superseded Report:**	527629

Semi Volatile Organic Compounds

		QC 2070	QC 2091	QC 2067
Phenol (Soil)	TM157	**90.0** 69.92 : 114.02	**89.0** 69.92 : 114.02	**90.0** 69.92 : 114.02

Total Dissolved Solids

Component	Method Code	QC 2020	QC 2031	QC 2062
Total Dissolved Solids	TM123	**100.0** 97.30 : 100.92	**100.0** 97.30 : 100.92	**100.0** 97.30 : 100.92

Total Organic Carbon

Component	Method Code	QC 2017	QC 2063	QC 2044	QC 2026	QC 2019	QC 2037
Total Organic Carbon	TM132	**79.69** 69.88 : 102.67	**79.69** 69.88 : 102.67	**82.42** 69.88 : 102.67	**75.78** 69.88 : 102.67	**84.77** 69.88 : 102.67	**75.78** 69.88 : 102.67

Component	Method Code	QC 2076	QC 2021
Total Organic Carbon	TM132	**80.08** 69.88 : 102.67	**87.5** 69.88 : 102.67

VOC MS (S)

Component	Method Code	QC 2035	QC 2035	QC 2044	QC 2011	QC 2078	QC 2018
1,1,1,2-tetrachloroethane	TM116	**97.6** 79.10 : 119.66	**104.4** 77.47 : 121.29	**98.8** 79.10 : 119.66	**97.4** 79.10 : 119.66	**101.4** 77.47 : 121.29	**93.8** 77.56 : 115.55
1,1,1-Trichloroethane	TM116	**96.2** 87.51 : 115.37	**100.2** 88.88 : 119.66	**98.2** 87.51 : 115.37	**97.8** 87.51 : 115.37	**93.2** 88.88 : 119.66	**102.2** 73.73 : 118.05
1,1,2-Trichloroethane	TM116	**103.4** 75.16 : 112.70	**95.8** 75.16 : 112.70	**96.2** 75.16 : 112.70	**95.6** 75.16 : 112.70	**93.8** 75.16 : 112.70	**97.0** 77.12 : 116.04
1,1-Dichloroethane	TM116	**96.8** 89.44 : 121.71	**105.0** 77.84 : 124.12	**103.6** 89.44 : 121.71	**103.6** 89.44 : 121.71	**95.2** 77.84 : 124.12	**108.8** 74.46 : 129.15
1,2-Dichloroethane	TM116	**110.6** 86.58 : 129.62	**108.8** 86.58 : 129.62	**112.0** 86.58 : 129.62	**106.6** 86.58 : 129.62	**102.8** 86.58 : 129.62	**110.2** 92.38 : 131.65
1,4-Dichlorobenzene	TM116	**106.4** 84.04 : 124.40	**104.8** 82.59 : 123.23	**103.0** 84.04 : 124.40	**100.2** 84.04 : 124.40	**103.6** 82.59 : 123.23	**94.6** 72.76 : 126.34
2-Chlorotoluene	TM116	**98.4** 66.81 : 118.43	**102.0** 66.81 : 118.43	**98.2** 66.81 : 118.43	**98.4** 66.81 : 118.43	**103.8** 66.81 : 118.43	**98.6** 72.40 : 116.20
4-Chlorotoluene	TM116	**91.8** 65.88 : 114.76	**102.0** 65.88 : 114.76	**93.8** 65.88 : 114.76	**91.4** 65.88 : 114.76	**104.0** 65.88 : 114.76	**90.6** 66.90 : 112.46
Benzene	TM116	**97.0** 85.63 : 110.10	**100.0** 93.16 : 123.63	**96.4** 85.63 : 110.10	**96.6** 85.63 : 110.10	**95.0** 93.16 : 123.63	**102.4** 89.71 : 111.93
Carbon Disulphide	TM116	**94.0** 75.11 : 124.81	**94.4** 75.11 : 124.81	**96.4** 75.11 : 124.81	**97.2** 75.11 : 124.81	**81.4** 75.11 : 124.81	**94.4** 74.91 : 122.14
Carbontetrachloride	TM116	**98.4** 82.35 : 126.46	**100.2** 82.35 : 126.46	**97.8** 82.35 : 126.46	**98.0** 82.35 : 126.46	**98.8** 82.35 : 126.46	**96.4** 80.31 : 124.50

CERTIFICATE OF ANALYSIS

SDG:	191004-110	**Client Reference:**	70053735	**Report Number:**	527697
Location:	Maylands	**Order Number:**	70053735-S01	**Superseded Report:**	527629

VOC MS (S)

		QC 2035	QC 2035	QC 2044	QC 2011	QC 2078	QC 2018
Chlorobenzene	TM116	**103.8** 82.88 : 122.42	**103.4** 82.88 : 122.42	**103.8** 82.88 : 122.42	**102.0** 82.88 : 122.42	**102.0** 82.88 : 122.42	**98.2** 75.00 : 115.53
Chloroform	TM116	**104.2** 91.34 : 123.04	**107.2** 82.52 : 123.25	**105.2** 91.34 : 123.04	**104.2** 91.34 : 123.04	**98.4** 82.52 : 123.25	**107.4** 87.40 : 122.49
Chloromethane	TM116	**97.0** 52.88 : 131.36	**96.0** 55.37 : 133.35	**105.6** 52.88 : 131.36	**100.8** 52.88 : 131.36	**75.2** 55.37 : 133.35	**83.0** 65.05 : 142.63
Cis-1,2-Dichloroethene	TM116	**95.2** 78.27 : 128.90	**104.6** 78.27 : 128.90	**97.0** 78.27 : 128.90	**96.6** 78.27 : 128.90	**96.8** 78.27 : 128.90	**110.4** 80.67 : 126.72
Dibromomethane	TM116	**102.0** 71.69 : 119.43	**92.2** 77.47 : 121.29	**93.4** 71.69 : 119.43	**95.2** 71.69 : 119.43	**88.4** 77.47 : 121.29	**88.8** 67.80 : 121.75
Dichloromethane	TM116	**111.6** 89.49 : 128.89	**112.6** 81.68 : 125.21	**114.8** 89.49 : 128.89	**116.2** 89.49 : 128.89	**105.2** 81.68 : 125.21	**115.8** 81.11 : 133.25
Ethylbenzene	TM116	**90.8** 70.95 : 113.07	**94.0** 83.56 : 122.99	**89.6** 70.95 : 113.07	**89.8** 70.95 : 113.07	**94.4** 83.56 : 122.99	**88.2** 75.92 : 110.41
Hexachlorobutadiene	TM116	**67.2** 7.32 : 139.00	**81.8** 7.32 : 139.00	**49.0** 7.32 : 139.00	**78.0** 7.32 : 139.00	**84.4** 7.32 : 139.00	**54.8** 12.82 : 152.73
Isopropylbenzene	TM116	**83.0** 52.15 : 132.52	**99.4** 52.15 : 132.52	**82.8** 52.15 : 132.52	**89.0** 52.15 : 132.52	**96.8** 52.15 : 132.52	**95.2** 54.21 : 117.17
Naphthalene	TM116	**112.4** 80.29 : 135.77	**98.4** 79.29 : 125.59	**108.0** 80.29 : 135.77	**107.8** 80.29 : 135.77	**98.0** 79.29 : 125.59	**94.8** 80.86 : 128.81
o-Xylene	TM116	**89.2** 68.16 : 107.61	**96.0** 68.16 : 107.61	**86.4** 68.16 : 107.61	**86.0** 68.16 : 107.61	**93.0** 68.16 : 107.61	**88.6** 69.99 : 108.74
p/m-Xylene	TM116	**90.5** 73.52 : 108.71	**94.6** 77.41 : 112.71	**87.6** 73.52 : 108.71	**86.2** 73.52 : 108.71	**93.8** 77.41 : 112.71	**86.3** 68.32 : 108.91
Sec-Butylbenzene	TM116	**72.0** 49.79 : 125.67	**96.0** 44.71 : 117.87	**73.6** 49.79 : 125.67	**93.8** 49.79 : 125.67	**94.4** 44.71 : 117.87	**80.2** 44.91 : 118.40
Tetrachloroethene	TM116	**100.6** 81.43 : 126.65	**101.4** 81.43 : 126.65	**103.6** 81.43 : 126.65	**103.6** 81.43 : 126.65	**101.0** 81.43 : 126.65	**89.2** 76.95 : 121.02
Toluene	TM116	**91.6** 85.50 : 114.89	**91.4** 87.82 : 116.21	**90.6** 85.50 : 114.89	**88.6** 85.50 : 114.89	**87.2** 87.82 : 116.21	**92.4** 74.24 : 107.42
Trichloroethene	TM116	**99.2** 79.80 : 112.33	**95.0** 79.80 : 112.33	**96.6** 79.80 : 112.33	**94.4** 79.80 : 112.33	**91.6** 79.80 : 112.33	**95.0** 77.61 : 111.54
Trichlorofluoromethane	TM116	**98.0** 88.86 : 128.82	**95.8** 80.52 : 132.12	**101.2** 88.86 : 128.82	**104.6** 88.86 : 128.82	**83.2** 80.52 : 132.12	**95.6** 84.55 : 133.27
Vinyl Chloride	TM116	**93.4** 69.66 : 136.55	**94.0** 58.08 : 128.58	**103.2** 69.66 : 136.55	**101.0** 69.66 : 136.55	**76.6** 58.08 : 128.58	**94.8** 70.29 : 138.58

The above information details the reference name of the analytical quality control sample (AQC) that has been run with the samples contained in this report for the different methods of analysis.
The figure detailed is the percentage recovery result for the AQC.
The subscript numbers below are the percentage recovery lower control limit (LCL) and the upper control limit (UCL). The percentage recovery result for the AQC should be between these limits to be statistically in control.

CERTIFICATE OF ANALYSIS

SDG:	191004-110	**Client Reference:**	70053735	**Report Number:**	527697
Location:	Maylands	**Order Number:**	70053735-S01	**Superseded Report:**	527629

Chromatogram

Analysis: EPH CWG (Aliphatic) GC (S) **Sample No :** 20879666 **Sample ID :** SP22G **Depth :** 0.30 - 0.50

Speciated TPH - AROM (C12 - C40)

Sample Identity: 19615923-
Date Acquired : 08/10/2019 16:47:38 PM
Units : ppb
Dilution: SP22G[0.30 - 0.50] ->



Chromatogram

Analysis: EPH CWG (Aliphatic) GC (S) **Sample No :** 20879810 **Sample ID :** SP22F **Depth :** 0.50 - 0.70

Speciated TPH - AROM (C12 - C40)

Sample Identity: 19615893-
Date Acquired : 08/10/2019 12:59:59 PM
Units : ppb
Dilution: SP22F[0.50 - 0.70] ->



Validated

CERTIFICATE OF ANALYSIS

SDG:	191004-110	**Client Reference:**	70053735	**Report Number:**	527697
Location:	Maylands	**Order Number:**	70053735-S01	**Superseded Report:**	527629

Chromatogram

Analysis: EPH CWG (Aliphatic) GC (S) **Sample No :** 20879943 **Sample ID :** SP22H **Depth :** 0.50 - 0.80

Speciated TPH - AROM (C12 - C40)

Sample Identity: 19615948-
Date Acquired : 08/10/2019 04:29:10 PM
Units : ppb
Dilution: SP22H[0.50 - 0.80] ->



CERTIFICATE OF ANALYSIS

SDG:	191004-110	**Client Reference:**	70053735	**Report Number:**	527697
Location:	Maylands	**Order Number:**	70053735-S01	**Superseded Report:**	527629

Chromatogram

Analysis: EPH CWG (Aliphatic) GC (S) **Sample No :** 20880118 **Sample ID :** SP22D **Depth :** 0.80 - 1.00

Speciated TPH - AROM (C12 - C40)

Sample Identity: 19615848-
Date Acquired : 08/10/2019 07:58:02 PM
Units : ppb
Dilution: SP22D[0.80 - 1.00] ->



Chromatogram

Analysis: EPH CWG (Aliphatic) GC (S) **Sample No :** 20881042 **Sample ID :** SP9C **Depth :** 0.80 - 1.00

Speciated TPH - AROM (C12 - C40)

Sample Identity: 19615097-
Date Acquired : 08/10/2019 05:09:31 PM
Units : ppb
Dilution: SP9C[0.80 - 1.00] ->



CERTIFICATE OF ANALYSIS

SDG:	191004-110	**Client Reference:**	70053735	**Report Number:**	527697
Location:	Maylands	**Order Number:**	70053735-S01	**Superseded Report:**	527629

Chromatogram

Analysis: EPH CWG (Aliphatic) GC (S) **Sample No :** 20881116 **Sample ID :** SP9E **Depth :** 0.50 - 0.70

Speciated TPH - AROM (C12 - C40)

Sample Identity: 19615178-
Date Acquired : 08/10/2019 07:25:40 PM
Units : ppb
Dilution: SP9E[0.50 - 0.70] ->

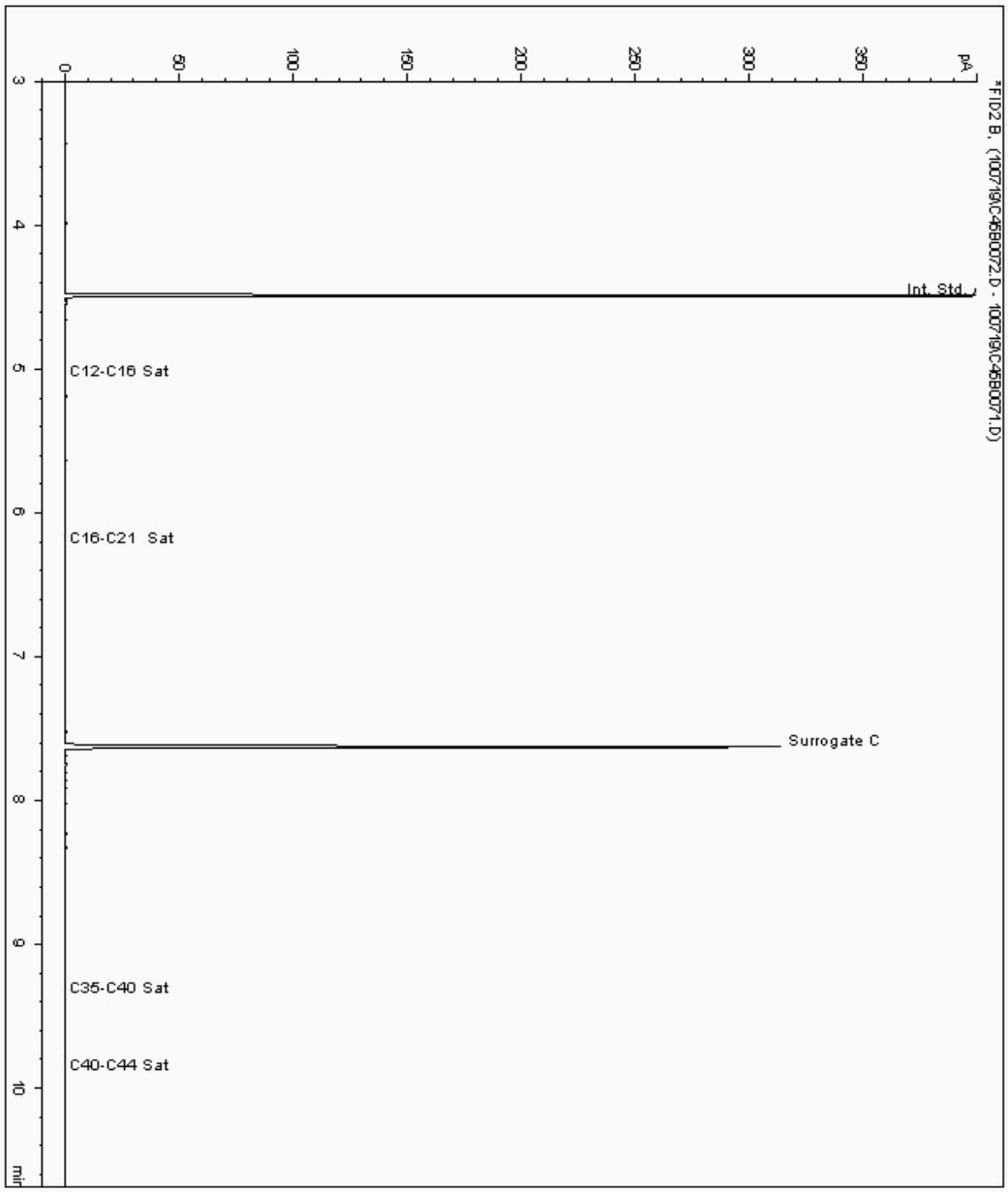

CERTIFICATE OF ANALYSIS

SDG:	191004-110	**Client Reference:**	70053735	**Report Number:**	527697
Location:	Maylands	**Order Number:**	70053735-S01	**Superseded Report:**	527629

Chromatogram

Analysis: EPH CWG (Aliphatic) GC (S) **Sample No :** 20881192 **Sample ID :** SP9F **Depth :** 0.80 - 1.00

Speciated TPH - AROM (C12 - C40)

Sample Identity: 19615246-
Date Acquired : 08/10/2019 13:52:50 PM
Units : ppb
Dilution: SP9F[0.80 - 1.00] ->



CERTIFICATE OF ANALYSIS

SDG:	191004-110	**Client Reference:**	70053735	**Report Number:**	527697
Location:	Maylands	**Order Number:**	70053735-S01	**Superseded Report:**	527629

Chromatogram

Analysis: EPH CWG (Aliphatic) GC (S) **Sample No :** 20881810 **Sample ID :** SP21A **Depth :** 0.80 - 1.00

Speciated TPH - AROM (C12 - C40)

Sample Identity: 19615407-
Date Acquired : 08/10/2019 06:14:26 PM
Units : ppb
Dilution: SP21A[0.80 - 1.00] ->



CERTIFICATE OF ANALYSIS

SDG:	191004-110	**Client Reference:**	70053735	**Report Number:**	527697
Location:	Maylands	**Order Number:**	70053735-S01	**Superseded Report:**	527629

Chromatogram

Analysis: EPH CWG (Aliphatic) GC (S) **Sample No :** 20881883 **Sample ID :** SP21B **Depth :** 0.50 - 0.70

Speciated TPH - AROM (C12 - C40)

Sample Identity: 19616421-
Date Acquired : 08/10/2019 05:41:50 PM
Units : ppb
Dilution: SP21B[0.50 - 0.70] ->



CERTIFICATE OF ANALYSIS

SDG:	191004-110	**Client Reference:**	70053735	**Report Number:**	527697
Location:	Maylands	**Order Number:**	70053735-S01	**Superseded Report:**	527629

Chromatogram

Analysis: EPH CWG (Aliphatic) GC (S) **Sample No :** 20881895 **Sample ID :** SP21M **Depth :** 0.20 - 0.40

Speciated TPH - AROM (C12 - C40)

Sample Identity: 19615720-
Date Acquired : 08/10/2019 03:24:17 PM
Units : ppb
Dilution: SP21M[0.20 - 0.40] ->



CERTIFICATE OF ANALYSIS

SDG:	191004-110	**Client Reference:**	70053735	**Report Number:**	527697
Location:	Maylands	**Order Number:**	70053735-S01	**Superseded Report:**	527629

Chromatogram

Analysis: EPH CWG (Aliphatic) GC (S) **Sample No :** 20881912 **Sample ID :** SP23B **Depth :** 0.70 - 1.00

Speciated TPH - AROM (C12 - C40)

Sample Identity: 19615377-
Date Acquired : 08/10/2019 02:40:22 PM
Units : ppb
Dilution: SP23B[0.70 - 1.00] ->



Chromatogram

Analysis: EPH CWG (Aliphatic) GC (S) **Sample No :** 20881921 **Sample ID :** SP23A **Depth :** 0.50 - 0.70

Speciated TPH - AROM (C12 - C40)

Sample Identity: 19616372-
Date Acquired : 08/10/2019 20:46:39 PM
Units : ppb
Dilution: SP23A[0.50 - 0.70] ->



CERTIFICATE OF ANALYSIS

SDG:	191004-110	**Client Reference:**	70053735	**Report Number:**	527697
Location:	Maylands	**Order Number:**	70053735-S01	**Superseded Report:**	527629

Chromatogram

Analysis: EPH CWG (Aliphatic) GC (S) **Sample No :** 20881963 **Sample ID :** SP9B **Depth :** 0.70 - 1.00

Speciated TPH - AROM (C12 - C40)

Sample Identity: 19616530-
Date Acquired : 07/10/2019 21:17:38 PM
Units : ppb
Dilution: SP9B[0.70 - 1.00] ->



CERTIFICATE OF ANALYSIS

SDG:	191004-110	**Client Reference:**	70053735	**Report Number:**	527697
Location:	Maylands	**Order Number:**	70053735-S01	**Superseded Report:**	527629

Chromatogram

Analysis: EPH CWG (Aliphatic) GC (S) **Sample No :** 20881988 **Sample ID :** SP22L **Depth :** 0.30 - 0.50

Speciated TPH - AROM (C12 - C40)

Sample Identity: 19616042-
Date Acquired : 08/10/2019 17:20:24 PM
Units : ppb
Dilution: SP22L[0.30 - 0.50] ->



CERTIFICATE OF ANALYSIS

SDG:	191004-110	**Client Reference:**	70053735	**Report Number:**	527697
Location:	Maylands	**Order Number:**	70053735-S01	**Superseded Report:**	527629

Chromatogram

Analysis: EPH CWG (Aliphatic) GC (S) **Sample No :** 20882001 **Sample ID :** SP22N **Depth :** 0.70 - 0.90

Speciated TPH - AROM (C12 - C40)

Sample Identity: 19616100-
Date Acquired : 07/10/2019 22:22:06 PM
Units : ppb
Dilution: SP22N[0.70 - 0.90] ->

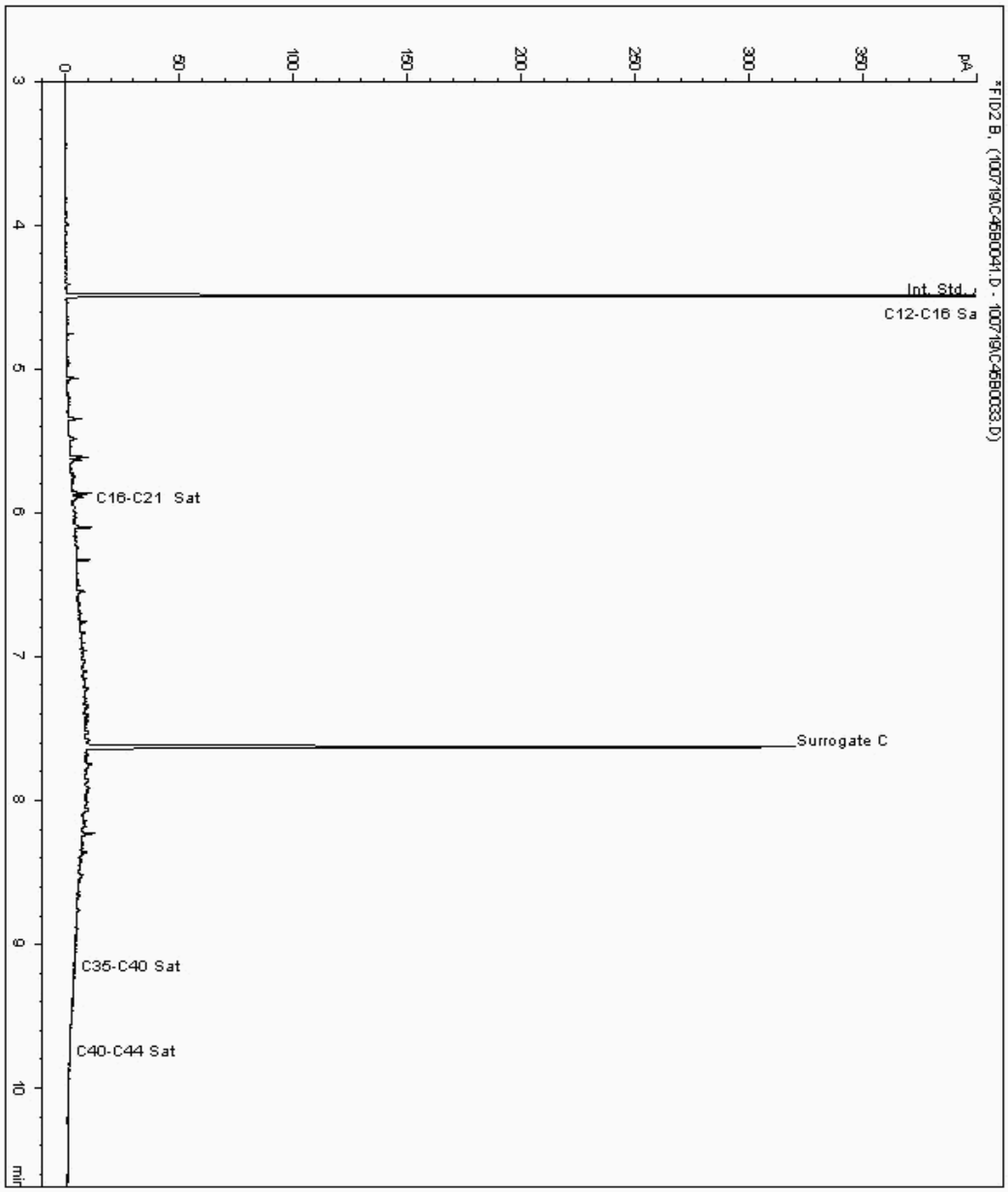

Chromatogram

Analysis: EPH CWG (Aliphatic) GC (S) **Sample No :** 20882029 **Sample ID :** SP22R **Depth :** 1.00 - 1.20

Speciated TPH - AROM (C12 - C40)

Sample Identity: 19616195-
Date Acquired : 08/10/2019 14:13:08 PM
Units : ppb
Dilution: SP22R[1.00 - 1.20] ->

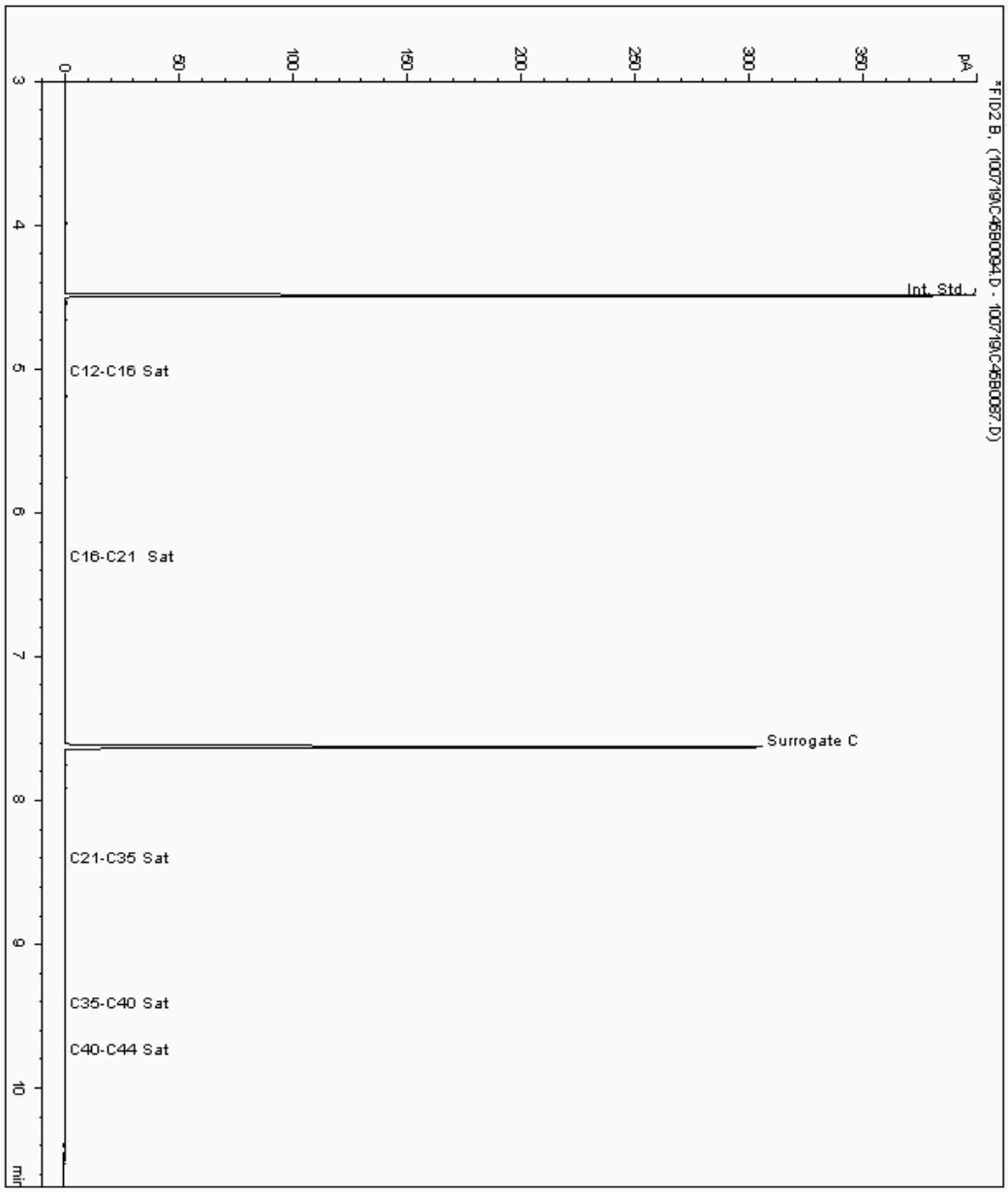

Chromatogram

Analysis: EPH CWG (Aliphatic) GC (S) **Sample No :** 20882062 **Sample ID :** SP9D **Depth :** 0.90 - 1.10

Speciated TPH - AROM (C12 - C40)

Sample Identity: 19615139-
Date Acquired : 07/10/2019 20:33:26 PM
Units : ppb
Dilution: SP9D[0.90 - 1.10] ->

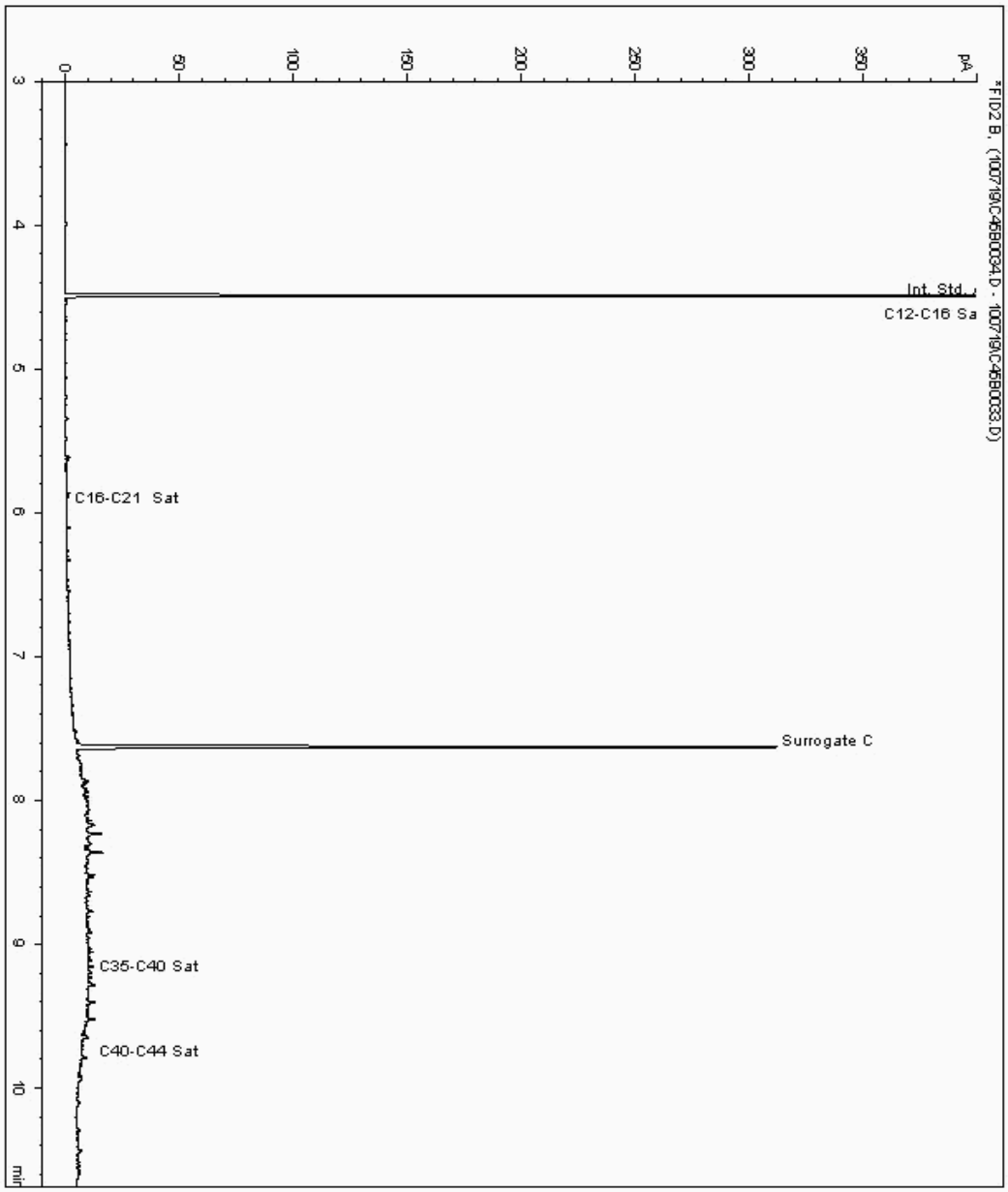

CERTIFICATE OF ANALYSIS

SDG:	191004-110	**Client Reference:**	70053735	**Report Number:**	527697
Location:	Maylands	**Order Number:**	70053735-S01	**Superseded Report:**	527629

Chromatogram

Analysis: EPH CWG (Aliphatic) GC (S) **Sample No :** 20882083 **Sample ID :** SP22K **Depth :** 0.10 - 0.30

Speciated TPH - AROM (C12 - C40)

Sample Identity: 19616018-
Date Acquired : 07/10/2019 23:54:59 PM
Units : ppb
Dilution: SP22K[0.10 - 0.30] ->

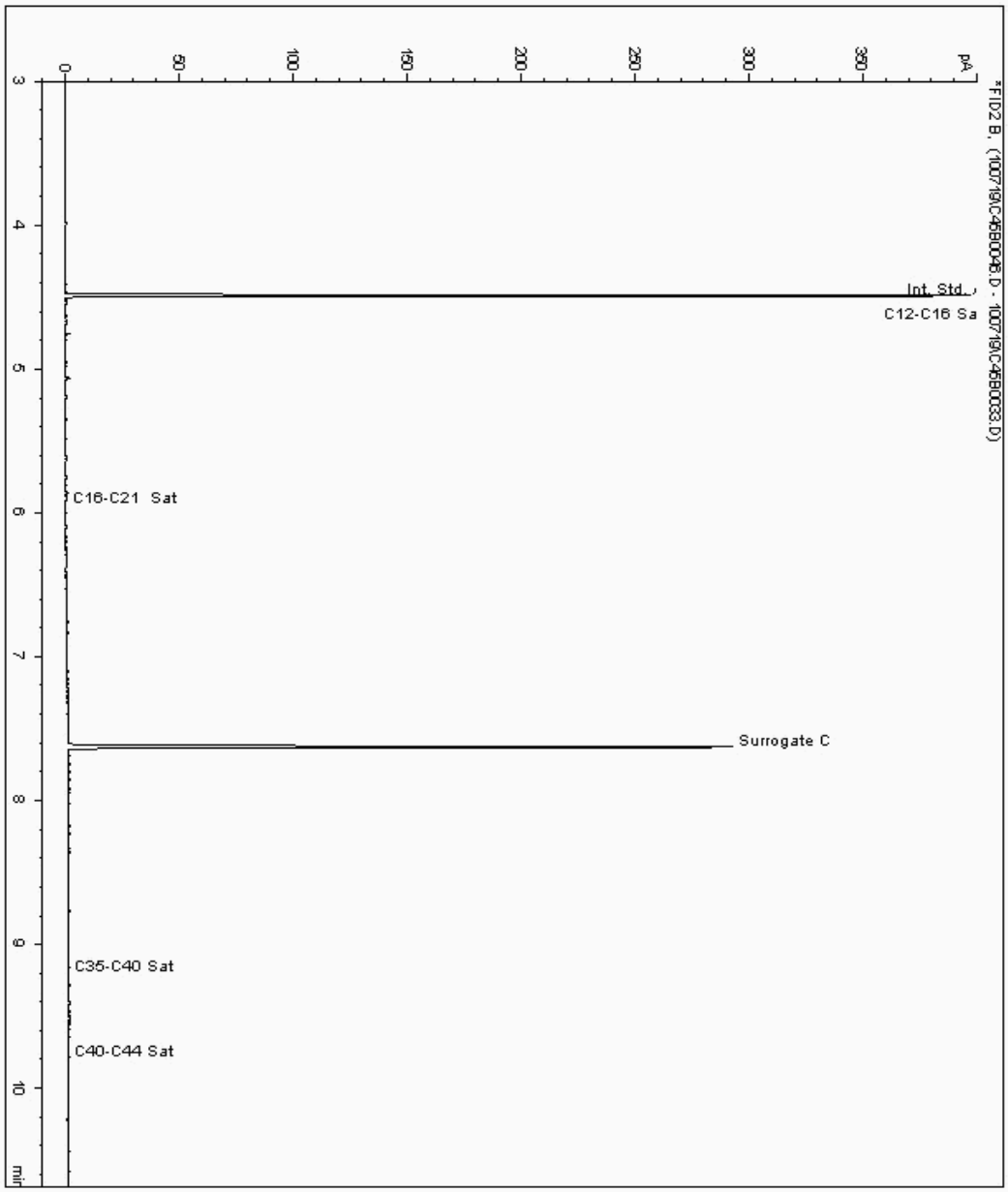

Validated

CERTIFICATE OF ANALYSIS

SDG:	191004-110	**Client Reference:**	70053735	**Report Number:**	527697
Location:	Maylands	**Order Number:**	70053735-S01	**Superseded Report:**	527629

Chromatogram

Analysis: EPH CWG (Aliphatic) GC (S) **Sample No :** 20882145 **Sample ID :** SP21C **Depth :** 0.30 - 0.50

Speciated TPH - AROM (C12 - C40)

Sample Identity: 19615456-
Date Acquired : 08/10/2019 15:54:50 PM
Units : ppb
Dilution: SP21C[0.30 - 0.50] ->

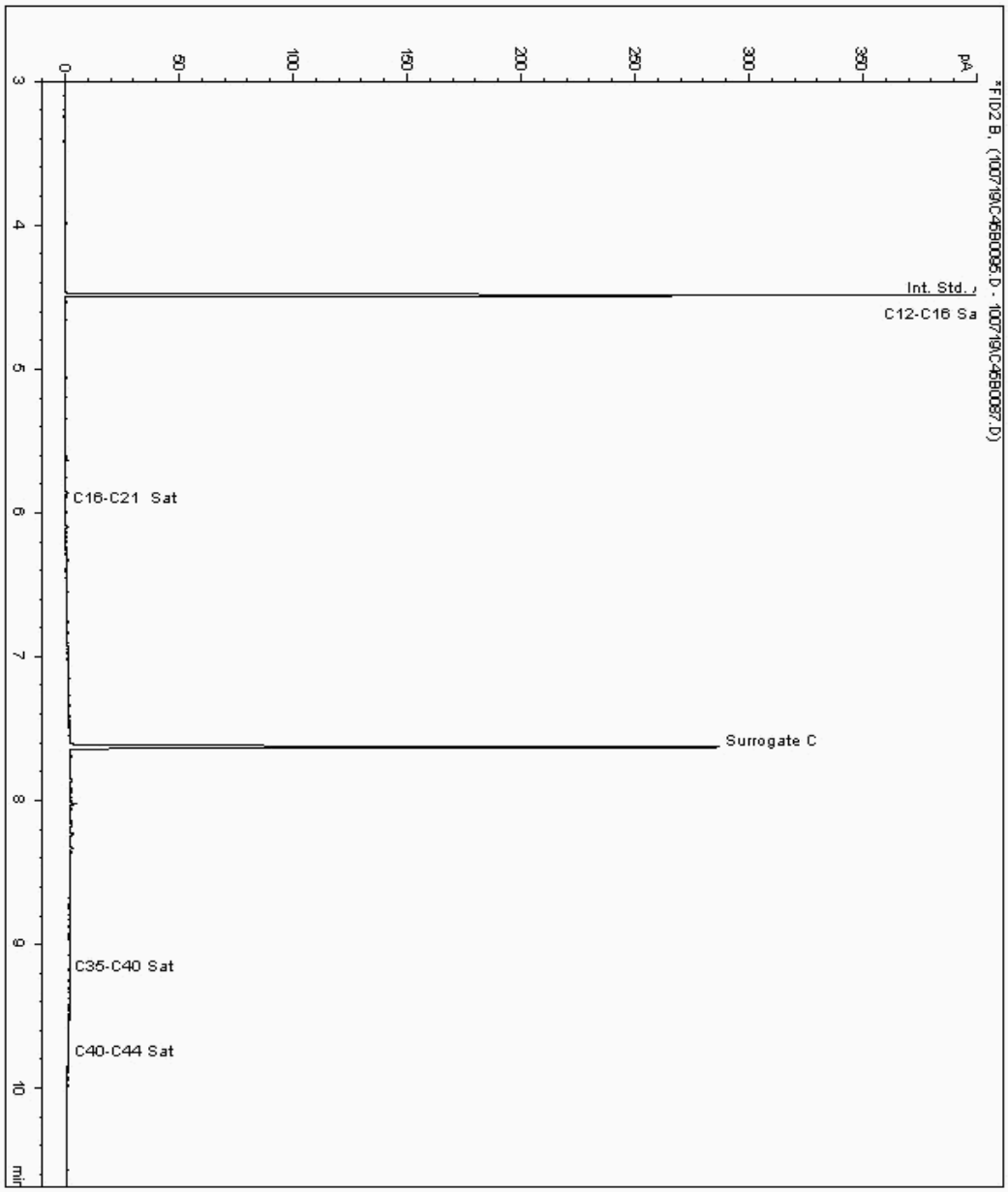

Validated

CERTIFICATE OF ANALYSIS

SDG:	191004-110	**Client Reference:**	70053735	**Report Number:**	527697
Location:	Maylands	**Order Number:**	70053735-S01	**Superseded Report:**	527629

Chromatogram

Analysis: EPH CWG (Aliphatic) GC (S) **Sample No :** 20882181 **Sample ID :** SP22J **Depth :** 0.20 - 0.40

Speciated TPH - AROM (C12 - C40)

Sample Identity: 19615997-
Date Acquired : 08/10/2019 04:49:22 PM
Units : ppb
Dilution: SP22J[0.20 - 0.40] ->

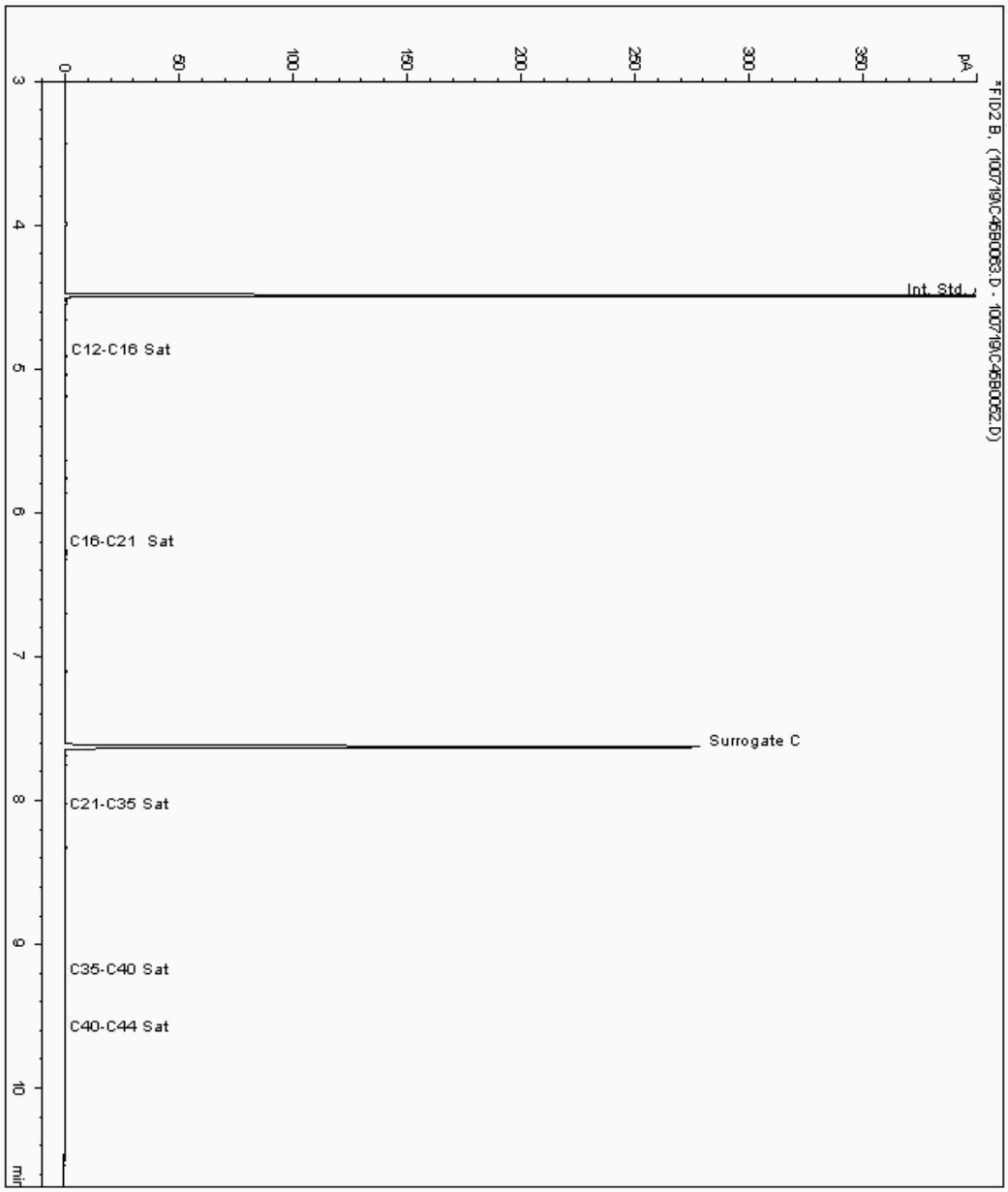

CERTIFICATE OF ANALYSIS

SDG:	191004-110	**Client Reference:**	70053735	**Report Number:**	527697
Location:	Maylands	**Order Number:**	70053735-S01	**Superseded Report:**	527629

Chromatogram

Analysis: EPH CWG (Aliphatic) GC (S) **Sample No :** 20882229 **Sample ID :** SP22P **Depth :** 0.80 - 1.00

Speciated TPH - AROM (C12 - C40)

Sample Identity: 19616155-
Date Acquired : 08/10/2019 00:27:24 PM
Units : ppb
Dilution: SP22P[0.80 - 1.00] ->

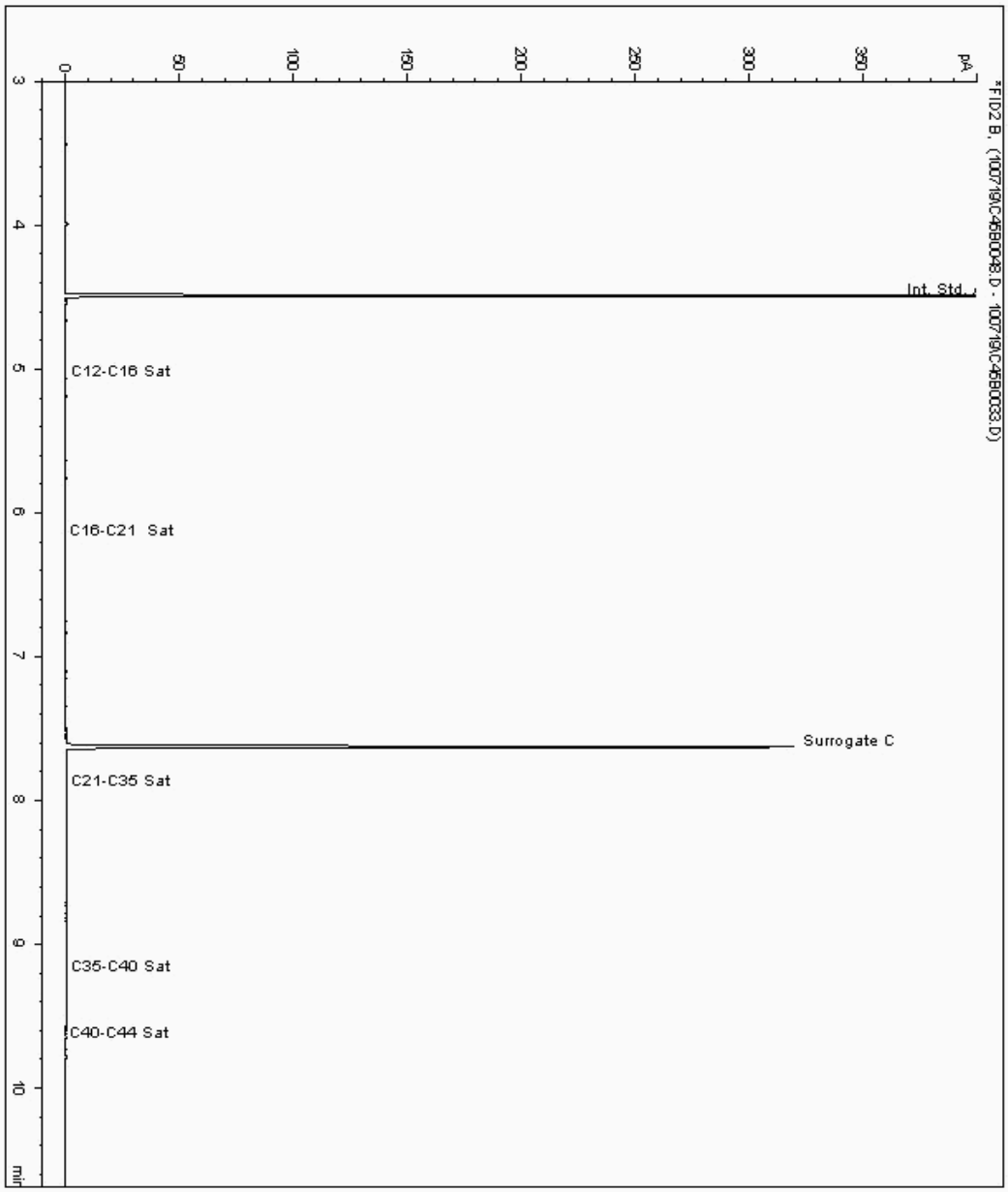

CERTIFICATE OF ANALYSIS

SDG:	191004-110	**Client Reference:**	70053735	**Report Number:**	527697
Location:	Maylands	**Order Number:**	70053735-S01	**Superseded Report:**	527629

Chromatogram

Analysis: EPH CWG (Aliphatic) GC (S) **Sample No :** 20882269 **Sample ID :** SP22U **Depth :** 0.50 - 0.80

Speciated TPH - AROM (C12 - C40)

Sample Identity: 19616275-
Date Acquired : 07/10/2019 23:14:41 PM
Units : ppb
Dilution: SP22U[0.50 - 0.80] ->

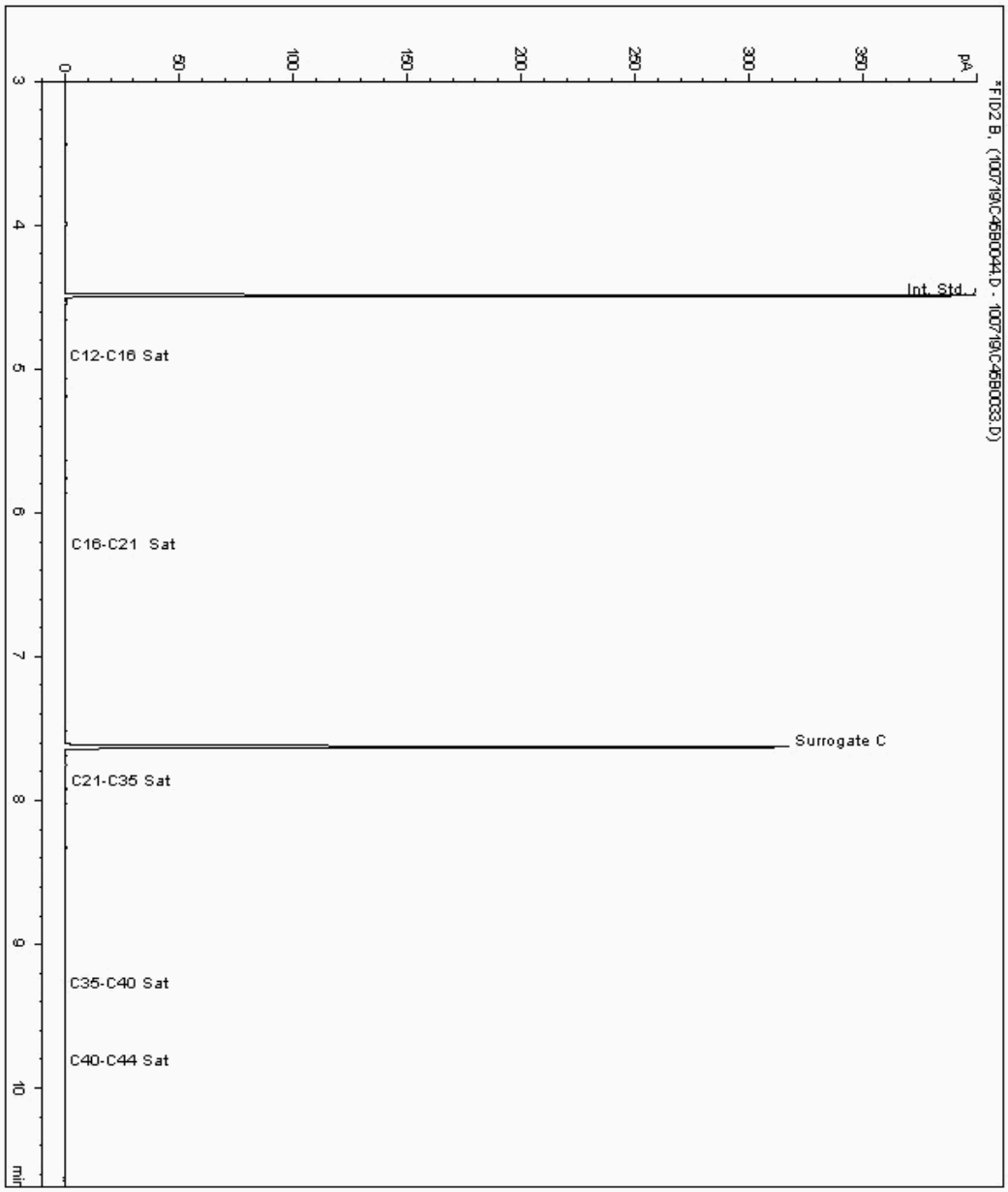

CERTIFICATE OF ANALYSIS

SDG:	191004-110	**Client Reference:**	70053735	**Report Number:**	527697
Location:	Maylands	**Order Number:**	70053735-S01	**Superseded Report:**	527629

Chromatogram

Analysis: EPH CWG (Aliphatic) GC (S) **Sample No :** 20882393 **Sample ID :** SP22I **Depth :** 0.80 - 1.10

Speciated TPH - AROM (C12 - C40)

Sample Identity: 19615974-
Date Acquired : 07/10/2019 18:05:10 PM
Units : ppb
Dilution: SP22I[0.80 - 1.10] ->



Validated

CERTIFICATE OF ANALYSIS

SDG:	191004-110	**Client Reference:**	70053735	**Report Number:**	527697
Location:	Maylands	**Order Number:**	70053735-S01	**Superseded Report:**	527629

Chromatogram

Analysis: EPH CWG (Aliphatic) GC (S) **Sample No :** 20882470 **Sample ID :** SP22Q **Depth :** 0.70 - 0.90

Speciated TPH - AROM (C12 - C40)

Sample Identity: 19616173-
Date Acquired : 08/10/2019 03:56:30 PM
Units : ppb
Dilution: SP22Q[0.70 - 0.90] ->



CERTIFICATE OF ANALYSIS

SDG:	191004-110	**Client Reference:**	70053735	**Report Number:**	527697
Location:	Maylands	**Order Number:**	70053735-S01	**Superseded Report:**	527629

Chromatogram

Analysis: EPH CWG (Aliphatic) GC (S) **Sample No :** 20882525 **Sample ID :** SP22M **Depth :** 0.50 - 0.80

Speciated TPH - AROM (C12 - C40)

Sample Identity: 19616070-
Date Acquired : 07/10/2019 19:54:33 PM
Units : ppb
Dilution: SP22M[0.50 - 0.80] ->

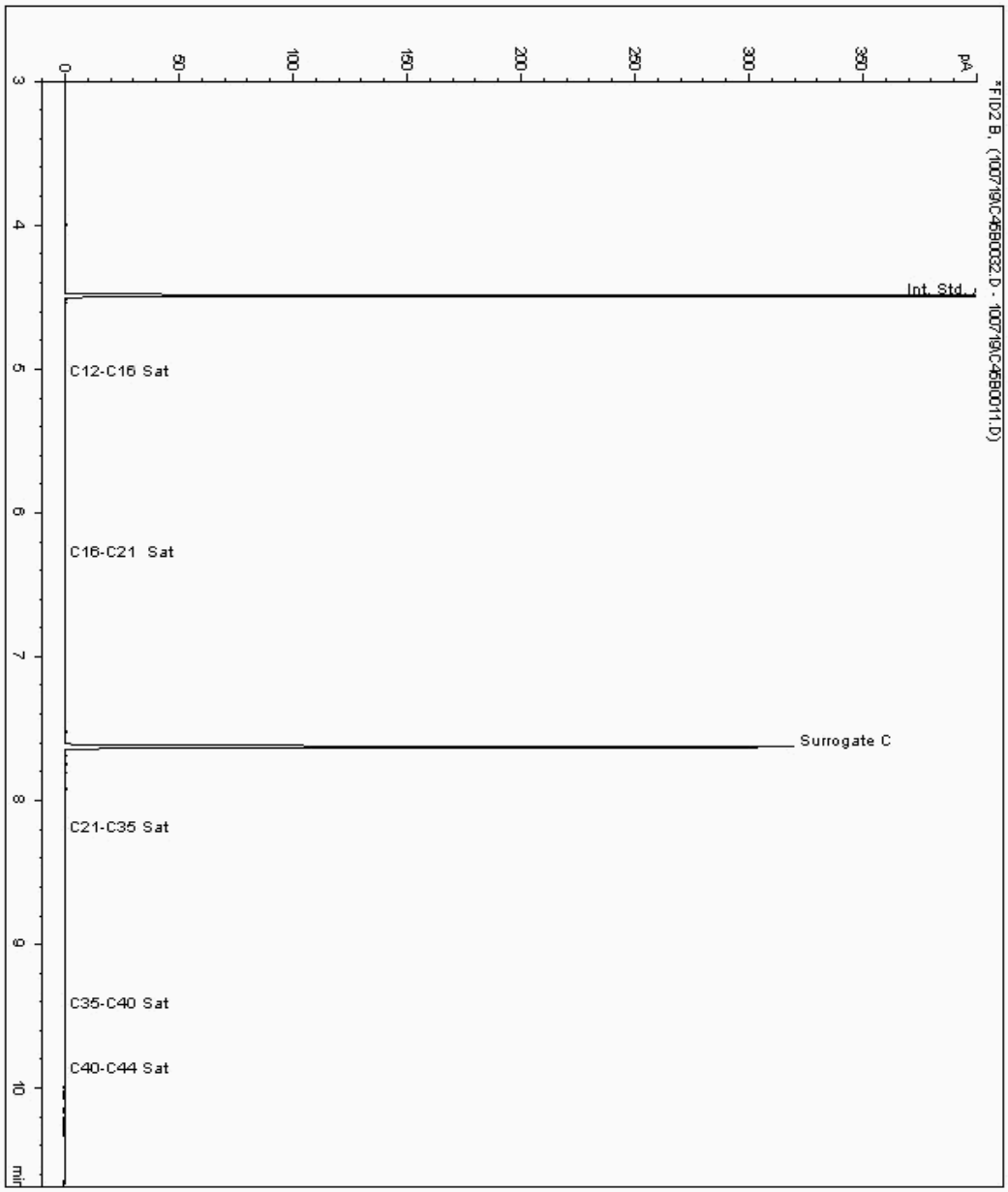

Validated

CERTIFICATE OF ANALYSIS

SDG:	191004-110	**Client Reference:**	70053735	**Report Number:**	527697
Location:	Maylands	**Order Number:**	70053735-S01	**Superseded Report:**	527629

Chromatogram

Analysis: EPH CWG (Aliphatic) GC (S) **Sample No :** 20882561 **Sample ID :** SP26 **Depth :** 0.10 - 0.30

Speciated TPH - AROM (C12 - C40)

Sample Identity: 19615754-
Date Acquired : 08/10/2019 18:41:31 PM
Units : ppb
Dilution: SP26[0.10 - 0.30] ->



CERTIFICATE OF ANALYSIS

SDG:	191004-110	**Client Reference:**	70053735	**Report Number:**	527697
Location:	Maylands	**Order Number:**	70053735-S01	**Superseded Report:**	527629

Chromatogram

Analysis: EPH CWG (Aliphatic) GC (S) **Sample No :** 20882609 **Sample ID :** SP21I **Depth :** 0.50 - 0.70

Speciated TPH - AROM (C12 - C40)

Sample Identity: 19615575-
Date Acquired : 08/10/2019 20:06:20 PM
Units : ppb
Dilution: SP21I[0.50 - 0.70] ->



Validated

CERTIFICATE OF ANALYSIS

SDG:	191004-110	**Client Reference:**	70053735	**Report Number:**	527697
Location:	Maylands	**Order Number:**	70053735-S01	**Superseded Report:**	527629

Chromatogram

Analysis: EPH CWG (Aliphatic) GC (S) **Sample No :** 20882662 **Sample ID :** SP22S **Depth :** 0.90 - 1.10

Speciated TPH - AROM (C12 - C40)

Sample Identity: 19616238-
Date Acquired : 08/10/2019 08:18:12 PM
Units : ppb
Dilution: SP22S[0.90 - 1.10] ->

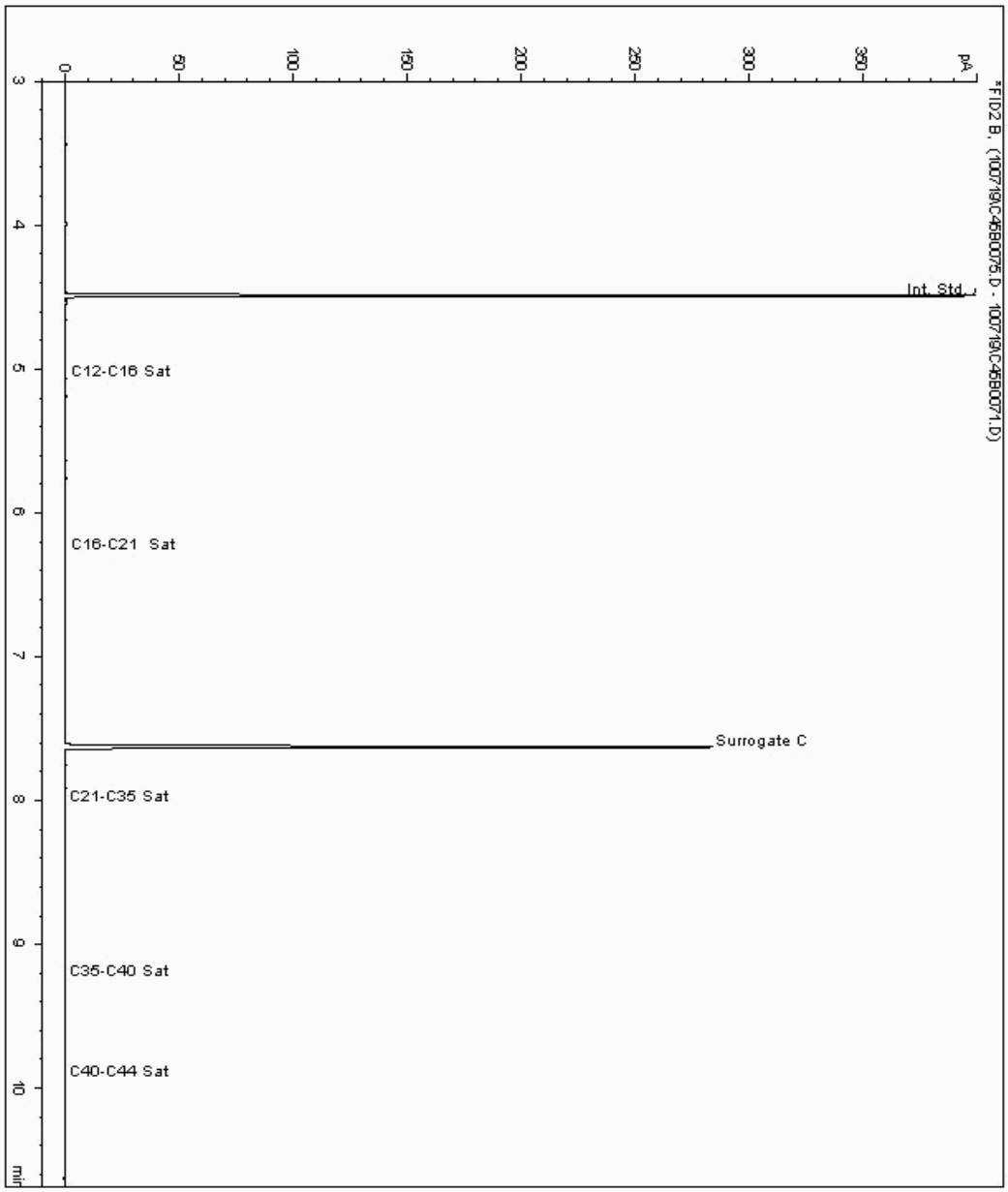

Validated

CERTIFICATE OF ANALYSIS

SDG:	191004-110	**Client Reference:**	70053735	**Report Number:**	527697
Location:	Maylands	**Order Number:**	70053735-S01	**Superseded Report:**	527629

Chromatogram

Analysis: EPH CWG (Aliphatic) GC (S) **Sample No :** 20882695 **Sample ID :** SP22T **Depth :** 0.00 - 0.30

Speciated TPH - AROM (C12 - C40)

Sample Identity: 19616256-
Date Acquired : 10/10/2019 17:33:38 PM
Units : ppb
Dilution: SP22T[0.00 - 0.30] ->



CERTIFICATE OF ANALYSIS

SDG:	191004-110	**Client Reference:**	70053735	**Report Number:**	527697
Location:	Maylands	**Order Number:**	70053735-S01	**Superseded Report:**	527629

Chromatogram

Analysis: EPH CWG (Aliphatic) GC (S) **Sample No :** 20882726 **Sample ID :** SP20 **Depth :** 0.30 - 0.50

Speciated TPH - AROM (C12 - C40)

Sample Identity: 19615343-
Date Acquired : 08/10/2019 13:20:22 PM
Units : ppb
Dilution: SP20[0.30 - 0.50] ->



Validated

CERTIFICATE OF ANALYSIS

SDG:	191004-110	**Client Reference:**	70053735	**Report Number:**	527697
Location:	Maylands	**Order Number:**	70053735-S01	**Superseded Report:**	527629

Chromatogram

Analysis: EPH CWG (Aliphatic) GC (S) **Sample No :** 20882733 **Sample ID :** SP22O **Depth :** 0.30 - 0.50

Speciated TPH - AROM (C12 - C40)

Sample Identity: 19616129-
Date Acquired : 08/10/2019 18:01:06 PM
Units : ppb
Dilution: SP22O[0.30 - 0.50] ->



CERTIFICATE OF ANALYSIS

SDG:	191004-110	**Client Reference:**	70053735	**Report Number:**	527697
Location:	Maylands	**Order Number:**	70053735-S01	**Superseded Report:**	527629

Chromatogram

Analysis: EPH CWG (Aliphatic) GC (S) **Sample No :** 20882802 **Sample ID :** SP21K **Depth :** 0.80 - 1.00

Speciated TPH - AROM (C12 - C40)

Sample Identity: 19615660-
Date Acquired : 07/10/2019 22:54:28 PM
Units : ppb
Dilution: SP21K[0.80 - 1.00] ->



Chromatogram

Analysis: EPH CWG (Aliphatic) GC (S) **Sample No :** 20882851 **Sample ID :** SP21E **Depth :** 0.30 - 0.50

Speciated TPH - AROM (C12 - C40)

Sample Identity: 19615479-
Date Acquired : 07/10/2019 19:22:07 PM
Units : ppb
Dilution: SP21E[0.30 - 0.50] ->



CERTIFICATE OF ANALYSIS

SDG:	191004-110	**Client Reference:**	70053735	**Report Number:**	527697
Location:	Maylands	**Order Number:**	70053735-S01	**Superseded Report:**	527629

Chromatogram

Analysis: EPH CWG (Aliphatic) GC (S) **Sample No :** 20882882 **Sample ID :** SP3 **Depth :** 0.30 - 0.50

Speciated TPH - AROM (C12 - C40)

Sample Identity: 19615434-
Date Acquired : 08/10/2019 21:42:38 PM
Units : ppb
Dilution: SP3[0.30 - 0.50] ->



Validated

CERTIFICATE OF ANALYSIS

SDG:	191004-110	**Client Reference:**	70053735	**Report Number:**	527697
Location:	Maylands	**Order Number:**	70053735-S01	**Superseded Report:**	527629

Chromatogram

Analysis: EPH CWG (Aliphatic) GC (S) **Sample No :** 20882923 **Depth :** 0.10 - 0.30
Sample ID : SP1

Speciated TPH - AROM (C12 - C40)

Sample Identity: 19615045-
Date Acquired : 08/10/2019 20:26:31 PM
Units : ppb
Dilution: SP1[0.10 - 0.30] ->



CERTIFICATE OF ANALYSIS

SDG:	191004-110	**Client Reference:**	70053735	**Report Number:**	527697
Location:	Maylands	**Order Number:**	70053735-S01	**Superseded Report:**	527629

Chromatogram

Analysis: EPH CWG (Aliphatic) GC (S) **Sample No :** 20882950 **Sample ID :** SP2 **Depth :** 0.10 - 0.30

Speciated TPH - AROM (C12 - C40)

Sample Identity: 19615308-
Date Acquired : 08/10/2019 19:01:45 PM
Units : ppb
Dilution: SP2[0.10 - 0.30] ->



CERTIFICATE OF ANALYSIS

SDG:	191004-110	**Client Reference:**	70053735	**Report Number:**	527697
Location:	Maylands	**Order Number:**	70053735-S01	**Superseded Report:**	527629

Chromatogram

Analysis: EPH CWG (Aliphatic) GC (S) **Sample No :** 20882951 **Sample ID :** SP21G **Depth :** 0.20 - 0.40

Speciated TPH - AROM (C12 - C40)

Sample Identity: 19615526-
Date Acquired : 08/10/2019 17:40:48 PM
Units : ppb
Dilution: SP21G[0.20 - 0.40] ->



Chromatogram

Analysis: EPH CWG (Aliphatic) GC (S) **Sample No :** 20882992 **Sample ID :** SP21L **Depth :** 0.70 - 0.90

Speciated TPH - AROM (C12 - C40)

Sample Identity: 19615685-
Date Acquired : 08/10/2019 08:38:36 PM
Units : ppb
Dilution: SP21L[0.70 - 0.90] ->



CERTIFICATE OF ANALYSIS

SDG:	191004-110	**Client Reference:**	70053735	**Report Number:**	527697
Location:	Maylands	**Order Number:**	70053735-S01	**Superseded Report:**	527629

Chromatogram

Analysis: EPH CWG (Aliphatic) GC (S) **Sample No :** 20883008 **Sample ID :** SP21J **Depth :** 0.50 - 0.70

Speciated TPH - AROM (C12 - C40)

Sample Identity: 19615624-
Date Acquired : 08/10/2019 16:27:17 PM
Units : ppb
Dilution: SP21J[0.50 - 0.70] ->



CERTIFICATE OF ANALYSIS

SDG:	191004-110	**Client Reference:**	70053735	**Report Number:**	527697
Location:	Maylands	**Order Number:**	70053735-S01	**Superseded Report:**	527629

Chromatogram

Analysis: EPH CWG (Aliphatic) GC (S) **Sample No :** 20883031 **Sample ID :** SP7 **Depth :** 0.30 - 0.50

Speciated TPH - AROM (C12 - C40)

Sample Identity: 19616219-
Date Acquired : 08/10/2019 10:45:09 PM
Units : ppb
Dilution: SP7[0.30 - 0.50] ->



CERTIFICATE OF ANALYSIS

SDG:	191004-110	**Client Reference:**	70053735	**Report Number:**	527697
Location:	Maylands	**Order Number:**	70053735-S01	**Superseded Report:**	527629

Chromatogram

Analysis: EPH CWG (Aliphatic) GC (S) **Sample No :** 20883034 **Sample ID :** SP21H **Depth :** 0.30 - 0.50

Speciated TPH - AROM (C12 - C40)

Sample Identity: 19615552-
Date Acquired : 08/10/2019 19:45:48 PM
Units : ppb
Dilution: SP21H[0.30 - 0.50] ->



CERTIFICATE OF ANALYSIS

SDG:	191004-110	**Client Reference:**	70053735	**Report Number:**	527697
Location:	Maylands	**Order Number:**	70053735-S01	**Superseded Report:**	527629

Chromatogram

Analysis: EPH CWG (Aliphatic) GC (S) **Sample No :** 20883082 **Sample ID :** SP8 **Depth :** 0.50 - 0.70

Speciated TPH - AROM (C12 - C40)

Sample Identity: 19616313-
Date Acquired : 07/10/2019 21:49:59 PM
Units : ppb
Dilution: SP8[0.50 - 0.70] ->



CERTIFICATE OF ANALYSIS

SDG:	191004-110	**Client Reference:**	70053735	**Report Number:**	527697
Location:	Maylands	**Order Number:**	70053735-S01	**Superseded Report:**	527629

Chromatogram

Analysis: EPH CWG (Aliphatic) GC (S) **Sample No :** 20883213 **Sample ID :** SP4 **Depth :** 0.00 - 0.20

Speciated TPH - AROM (C12 - C40)

Sample Identity: 19616453-
Date Acquired : 08/10/2019 18:21:18 PM
Units : ppb
Dilution: SP4[0.00 - 0.20] ->

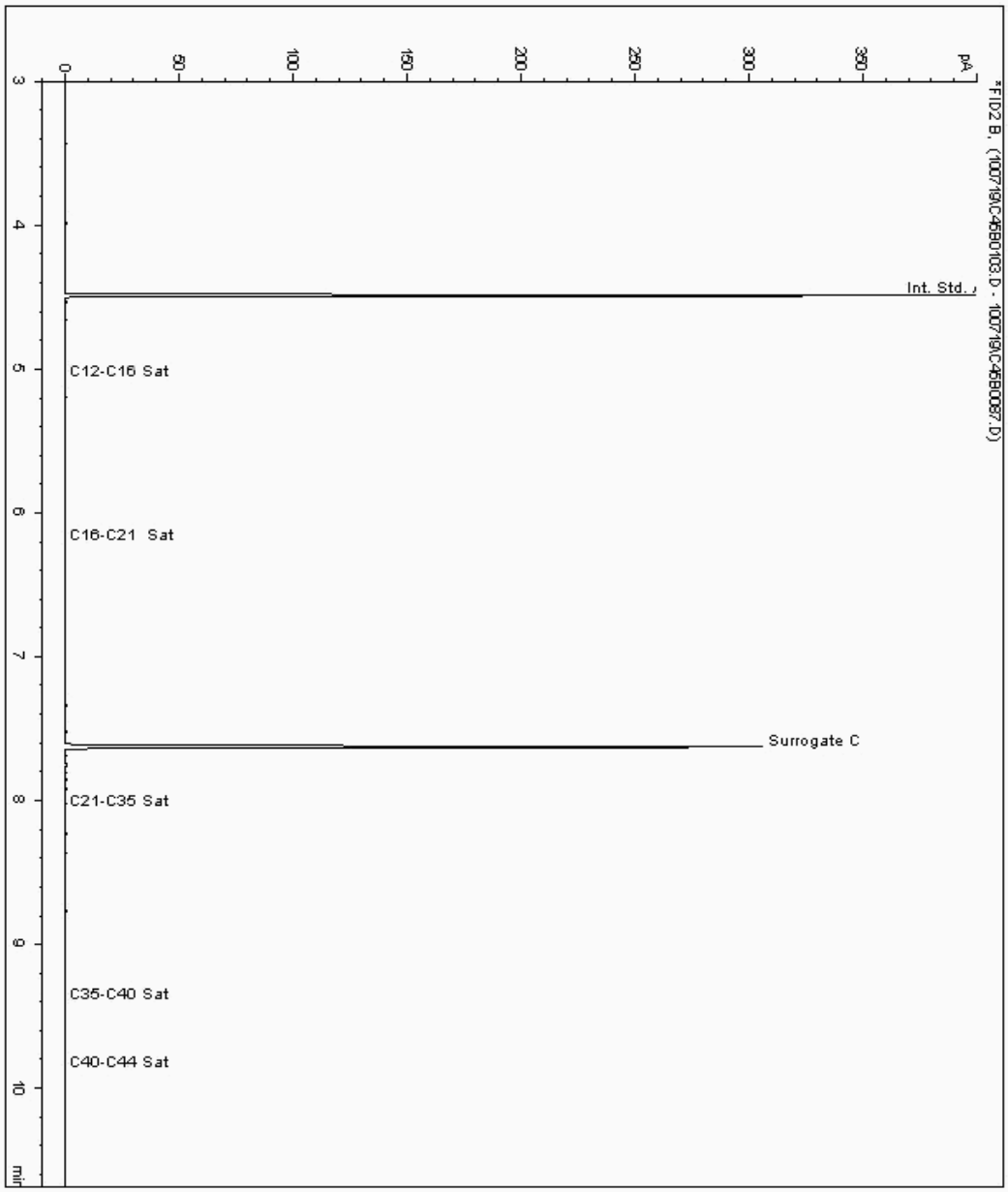

Chromatogram

Analysis: EPH CWG (Aliphatic) GC (S) **Sample No :** 20883223 **Sample ID :** SP9A **Depth :** 0.30 - 0.50

Speciated TPH - AROM (C12 - C40)

Sample Identity: 19616334-
Date Acquired : 07/10/2019 23:34:51 PM
Units : ppb
Dilution: SP9A[0.30 - 0.50] ->



CERTIFICATE OF ANALYSIS

SDG:	191004-110	**Client Reference:**	70053735	**Report Number:**	527697
Location:	Maylands	**Order Number:**	70053735-S01	**Superseded Report:**	527629

Chromatogram

Analysis: EPH CWG (Aliphatic) GC (S) **Sample No :** 20884619 **Sample ID :** SP22B **Depth :** 0.40 - 0.60

Speciated TPH - AROM (C12 - C40)

Sample Identity: 19615823-
Date Acquired : 08/10/2019 10:24:54 PM
Units : ppb
Dilution: SP22B[0.40 - 0.60] ->

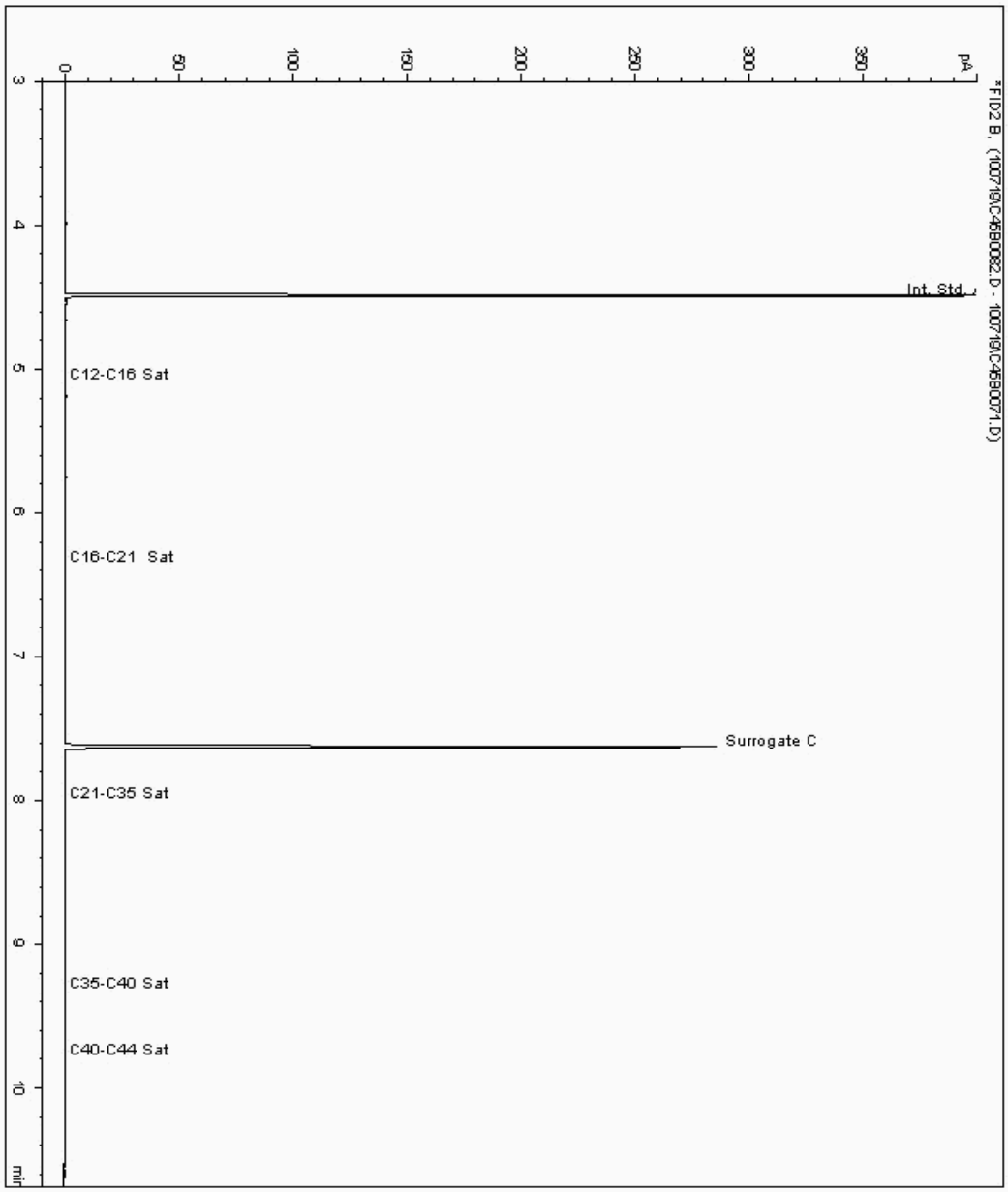

CERTIFICATE OF ANALYSIS

SDG:	191004-110	**Client Reference:**	70053735	**Report Number:**	527697
Location:	Maylands	**Order Number:**	70053735-S01	**Superseded Report:**	527629

Chromatogram

Analysis: EPH CWG (Aliphatic) GC (S) **Sample No :** 20884727 **Sample ID :** SP22E **Depth :** 0.20 - 0.40

Speciated TPH - AROM (C12 - C40)

Sample Identity: 19615871-
Date Acquired : 08/10/2019 10:03:44 PM
Units : ppb
Dilution: SP22E[0.20 - 0.40] ->

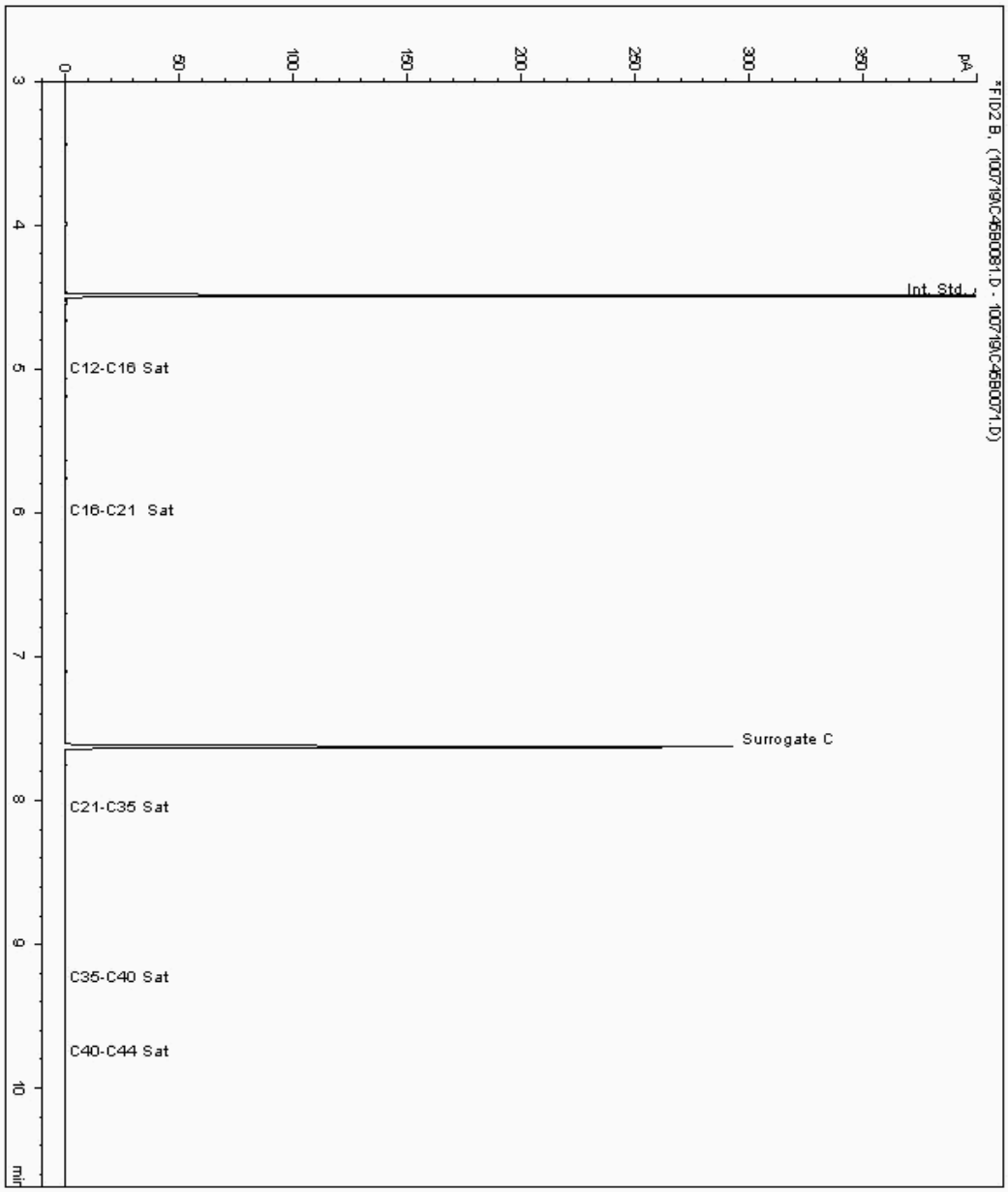

CERTIFICATE OF ANALYSIS

SDG:	191004-110	**Client Reference:**	70053735	**Report Number:**	527697
Location:	Maylands	**Order Number:**	70053735-S01	**Superseded Report:**	527629

Chromatogram

Analysis: EPH CWG (Aliphatic) GC (S) **Sample No :** 20884769 **Sample ID :** SP22C **Depth :** 0.60 - 0.80

Speciated TPH - AROM (C12 - C40)

Sample Identity: 19616491-
Date Acquired : 08/10/2019 09:10:45 PM
Units : ppb
Dilution: SP22C[0.60 - 0.80] ->

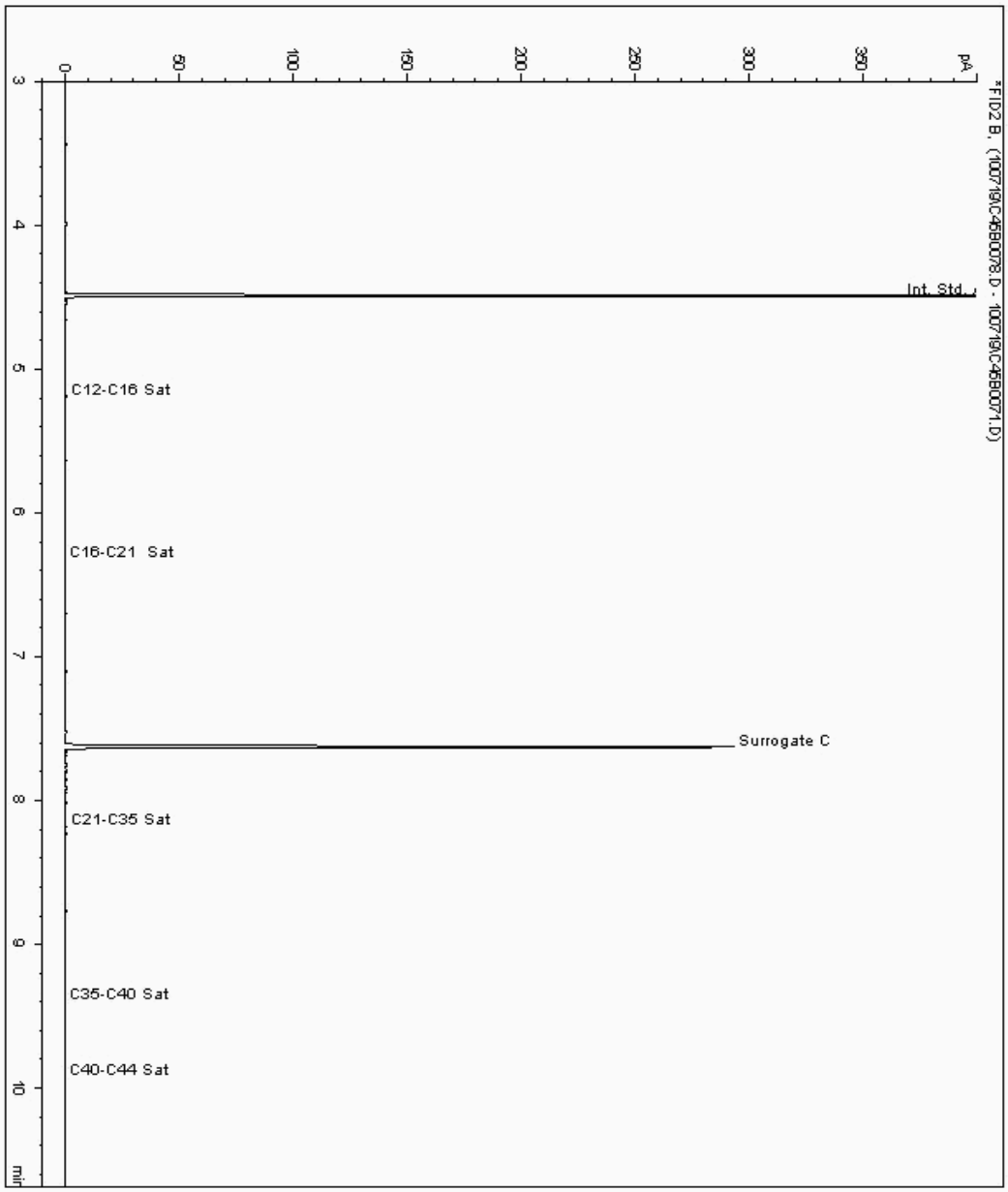

CERTIFICATE OF ANALYSIS

SDG:	191004-110	**Client Reference:**	70053735	**Report Number:**	527697
Location:	Maylands	**Order Number:**	70053735-S01	**Superseded Report:**	527629

Chromatogram

Analysis: EPH CWG (Aliphatic) GC (S) **Sample No :** 20884823 **Sample ID :** SP22A **Depth :** 0.20 - 0.40

Speciated TPH - AROM (C12 - C40)

Sample Identity: 19615792-
Date Acquired : 08/10/2019 06:46:49 PM
Units : ppb
Dilution: SP22A[0.20 - 0.40] ->

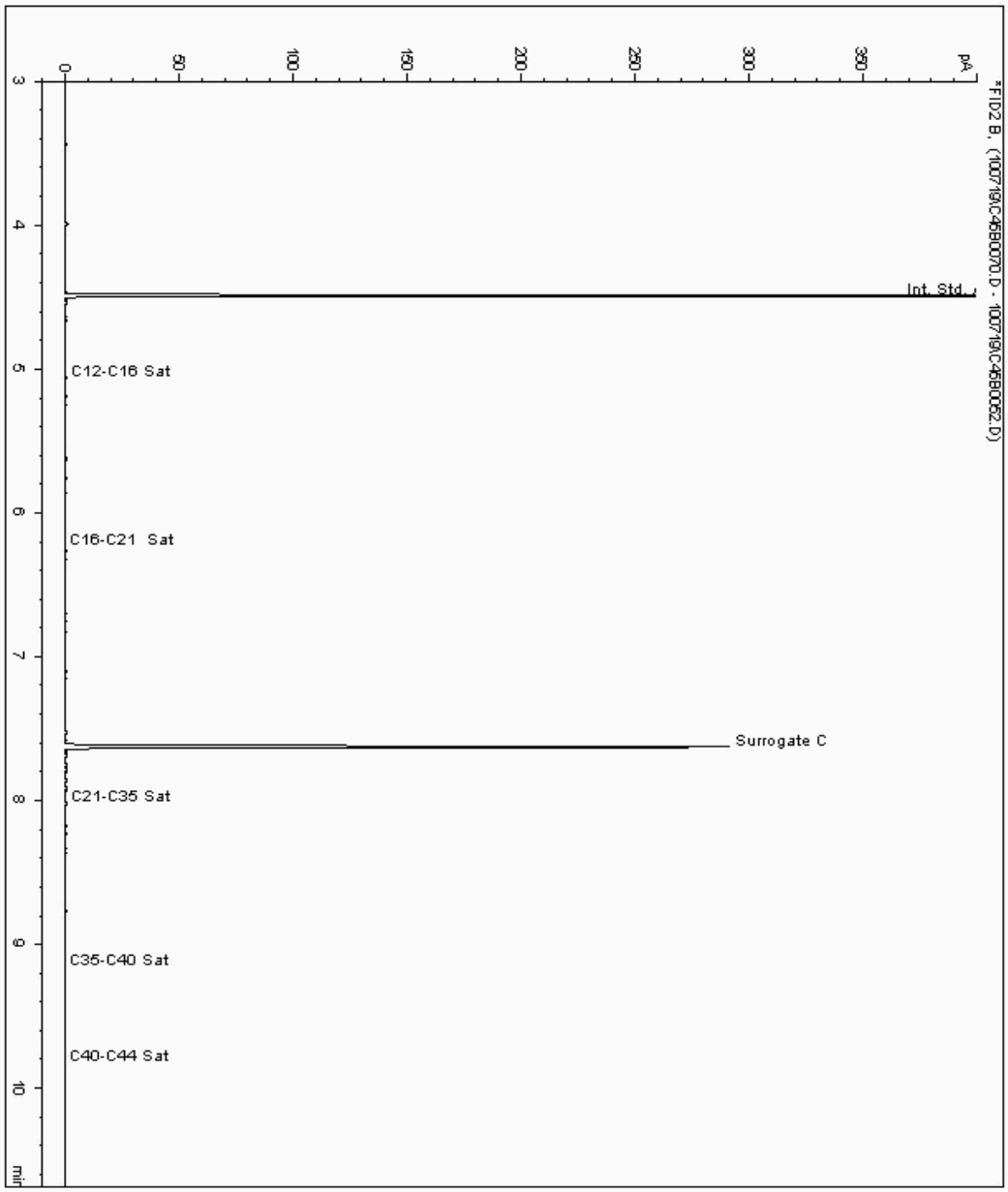

CERTIFICATE OF ANALYSIS

SDG:	191004-110	**Client Reference:**	70053735	**Report Number:**	527697
Location:	Maylands	**Order Number:**	70053735-S01	**Superseded Report:**	527629

Chromatogram

Analysis: EPH CWG (Aromatic) GC (S) **Sample No :** 20879666 **Sample ID :** SP22G **Depth :** 0.30 - 0.50

Speciated TPH - AROM (C12 - C40)

Sample Identity: 19615924-
Date Acquired : 08/10/2019 16:47:38 PM
Units : ppb
Dilution: SP22G[0.30 - 0.50] ->



Chromatogram

Analysis: EPH CWG (Aromatic) GC (S) **Sample No :** 20879810 **Sample ID :** SP22F **Depth :** 0.50 - 0.70

Speciated TPH - AROM (C12 - C40)

Sample Identity: 19615894-
Date Acquired : 08/10/2019 12:59:59 PM
Units : ppb
Dilution: SP22F[0.50 - 0.70] ->



Validated

CERTIFICATE OF ANALYSIS

SDG:	191004-110	**Client Reference:**	70053735	**Report Number:**	527697
Location:	Maylands	**Order Number:**	70053735-S01	**Superseded Report:**	527629

Chromatogram

Analysis: EPH CWG (Aromatic) GC (S) **Sample No :** 20879943 **Sample ID :** SP22H **Depth :** 0.50 - 0.80

Speciated TPH - AROM (C12 - C40)

Sample Identity: 19615949-
Date Acquired : 08/10/2019 04:29:11 PM
Units : ppb
Dilution: SP22H[0.50 - 0.80] ->



Chromatogram

Analysis: EPH CWG (Aromatic) GC (S) **Sample No :** 20880118 **Sample ID :** SP22D **Depth :** 0.80 - 1.00

Speciated TPH - AROM (C12 - C40)

Sample Identity: 19615849-
Date Acquired : 08/10/2019 07:58:02 PM
Units : ppb
Dilution: SP22D[0.80 - 1.00] ->



CERTIFICATE OF ANALYSIS

SDG:	191004-110	**Client Reference:**	70053735	**Report Number:**	527697
Location:	Maylands	**Order Number:**	70053735-S01	**Superseded Report:**	527629

Chromatogram

Analysis: EPH CWG (Aromatic) GC (S) **Sample No :** 20881042 **Sample ID :** SP9C **Depth :** 0.80 - 1.00

Speciated TPH - AROM (C12 - C40)

Sample Identity: 19615098-
Date Acquired : 08/10/2019 05:09:31 PM
Units : ppb
Dilution: SP9C[0.80 - 1.00] ->

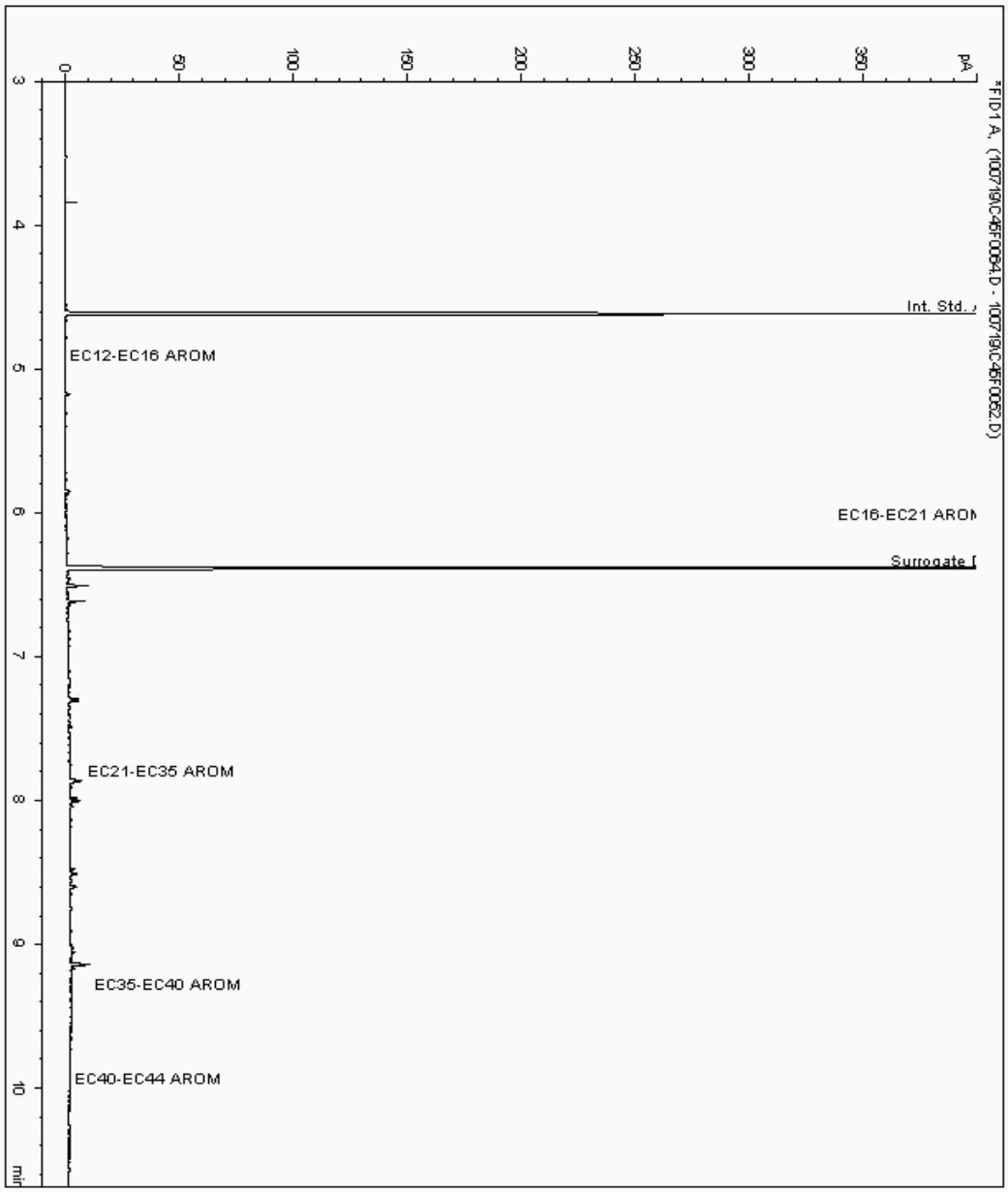

CERTIFICATE OF ANALYSIS

SDG:	191004-110	**Client Reference:**	70053735	**Report Number:**	527697
Location:	Maylands	**Order Number:**	70053735-S01	**Superseded Report:**	527629

Chromatogram

Analysis: EPH CWG (Aromatic) GC (S) **Sample No :** 20881116 **Sample ID :** SP9E **Depth :** 0.50 - 0.70

Speciated TPH - AROM (C12 - C40)

Sample Identity: 19615179-
Date Acquired : 08/10/2019 07:25:40 PM
Units : ppb
Dilution: SP9E[0.50 - 0.70] ->



Validated

CERTIFICATE OF ANALYSIS

SDG:	191004-110	**Client Reference:**	70053735	**Report Number:**	527697
Location:	Maylands	**Order Number:**	70053735-S01	**Superseded Report:**	527629

Chromatogram

Analysis: EPH CWG (Aromatic) GC (S) **Sample No :** 20881192 **Sample ID :** SP9F **Depth :** 0.80 - 1.00

Speciated TPH - AROM (C12 - C40)

Sample Identity: 19615247-
Date Acquired : 08/10/2019 13:52:50 PM
Units : ppb
Dilution: SP9F[0.80 - 1.00] ->

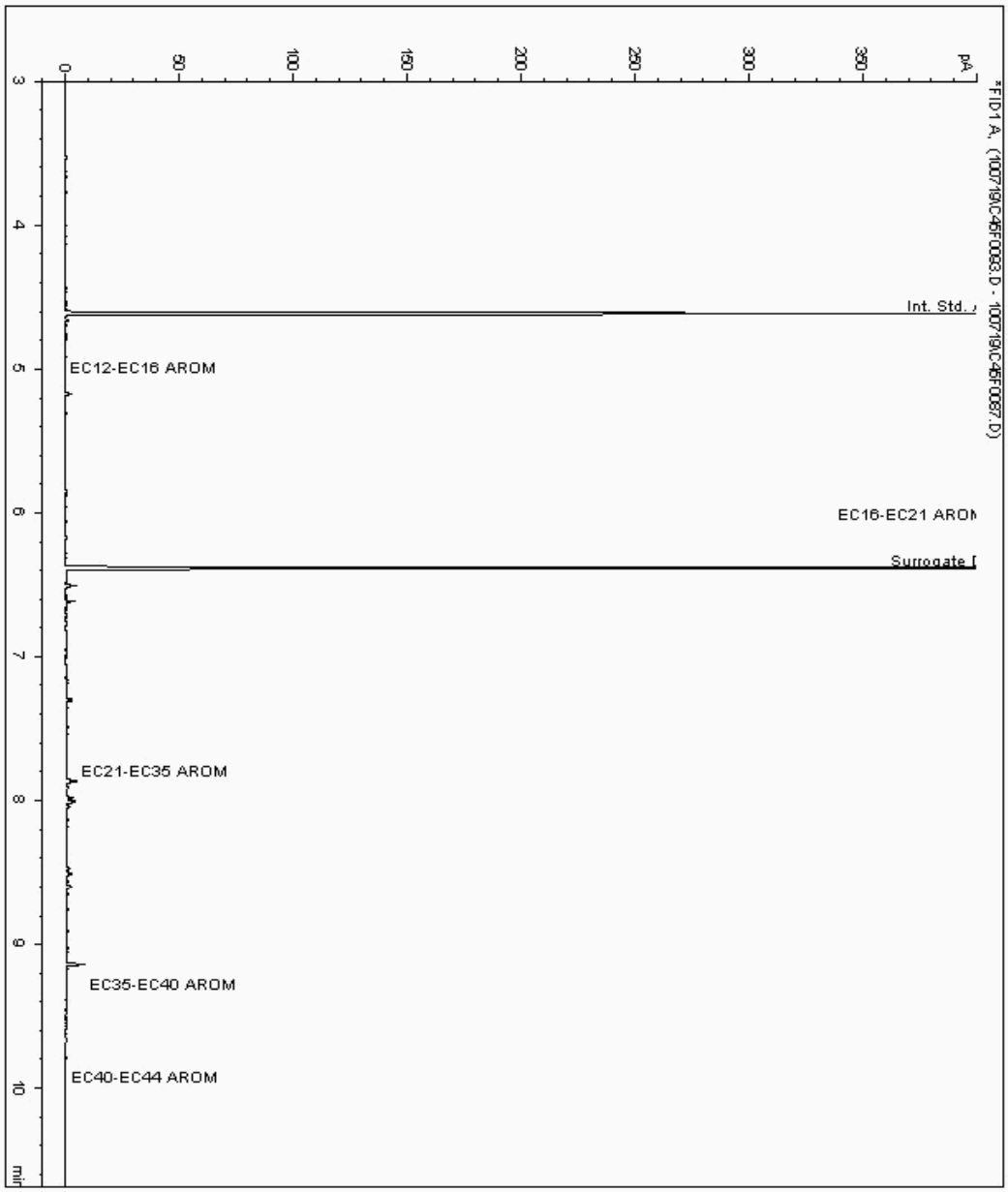

CERTIFICATE OF ANALYSIS

SDG:	191004-110	**Client Reference:**	70053735	**Report Number:**	527697
Location:	Maylands	**Order Number:**	70053735-S01	**Superseded Report:**	527629

Chromatogram

Analysis: EPH CWG (Aromatic) GC (S) **Sample No :** 20881810 **Sample ID :** SP21A **Depth :** 0.80 - 1.00

Speciated TPH - AROM (C12 - C40)

Sample Identity: 19615408-
Date Acquired : 08/10/2019 06:14:26 PM
Units : ppb
Dilution: SP21A[0.80 - 1.00] ->



CERTIFICATE OF ANALYSIS

SDG:	191004-110	**Client Reference:**	70053735	**Report Number:**	527697
Location:	Maylands	**Order Number:**	70053735-S01	**Superseded Report:**	527629

Chromatogram

Analysis: EPH CWG (Aromatic) GC (S) **Sample No :** 20881883 **Sample ID :** SP21B **Depth :** 0.50 - 0.70

Speciated TPH - AROM (C12 - C40)

Sample Identity: 19616422-
Date Acquired : 08/10/2019 05:41:50 PM
Units : ppb
Dilution: SP21B[0.50 - 0.70] ->



CERTIFICATE OF ANALYSIS

SDG:	191004-110	**Client Reference:**	70053735	**Report Number:**	527697
Location:	Maylands	**Order Number:**	70053735-S01	**Superseded Report:**	527629

Chromatogram

Analysis: EPH CWG (Aromatic) GC (S) **Sample No :** 20881895 **Sample ID :** SP21M **Depth :** 0.20 - 0.40

Speciated TPH - AROM (C12 - C40)

Sample Identity: 19615721-
Date Acquired : 08/10/2019 03:24:18 PM
Units : ppb
Dilution: SP21M[0.20 - 0.40] ->

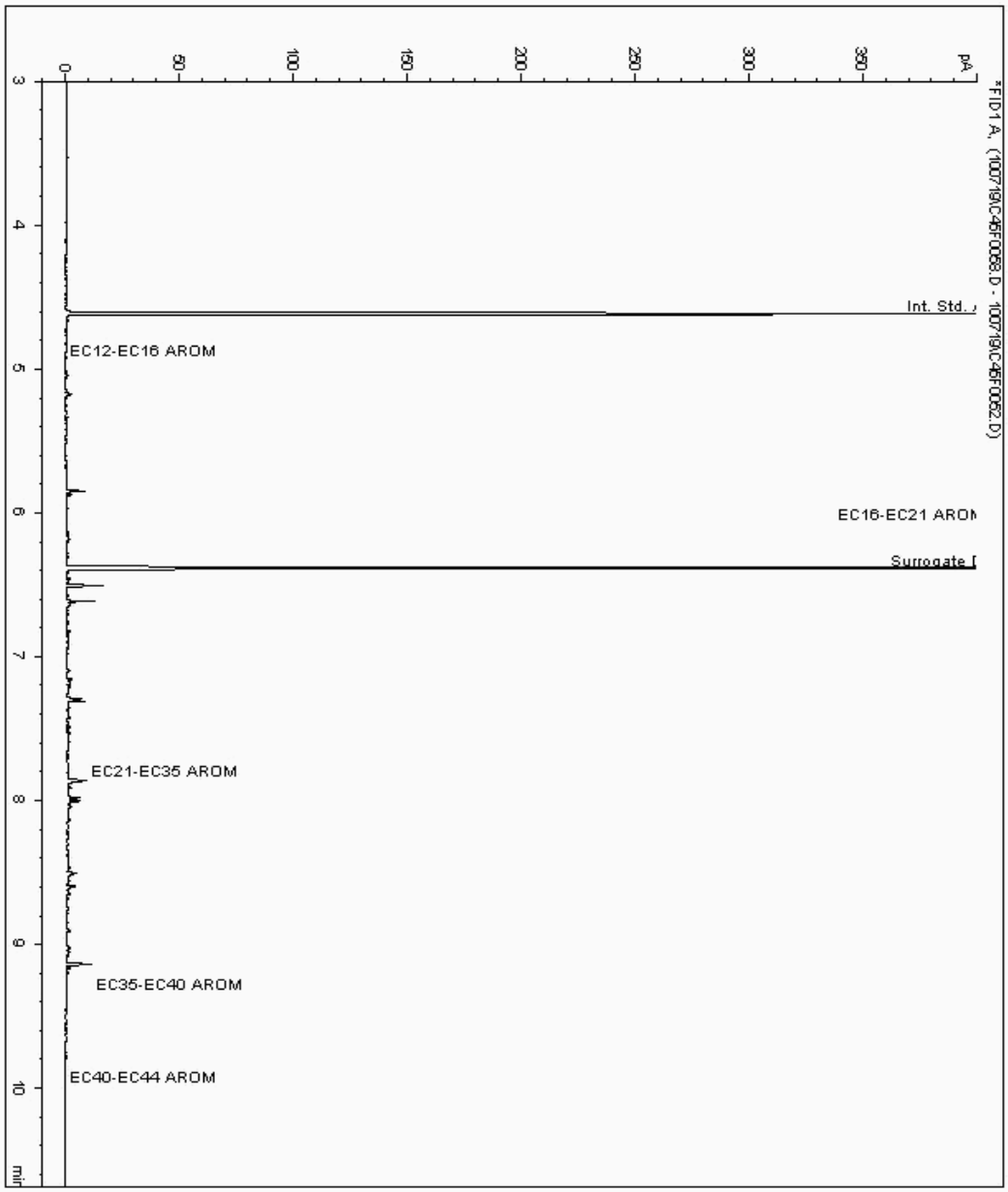

Chromatogram

Analysis: EPH CWG (Aromatic) GC (S) **Sample No :** 20881912 **Sample ID :** SP23B **Depth :** 0.70 - 1.00

Speciated TPH - AROM (C12 - C40)

Sample Identity: 19615378-
Date Acquired : 08/10/2019 02:40:21 PM
Units : ppb
Dilution: SP23B[0.70 - 1.00] ->



Validated

CERTIFICATE OF ANALYSIS

SDG:	191004-110	**Client Reference:**	70053735	**Report Number:**	527697
Location:	Maylands	**Order Number:**	70053735-S01	**Superseded Report:**	527629

Chromatogram

Analysis: EPH CWG (Aromatic) GC (S) **Sample No :** 20881921 **Sample ID :** SP23A **Depth :** 0.50 - 0.70

Speciated TPH - AROM (C12 - C40)

Sample Identity: 19616373-
Date Acquired : 08/10/2019 20:46:38 PM
Units : ppb
Dilution: SP23A[0.50 - 0.70] ->



Validated

CERTIFICATE OF ANALYSIS

SDG:	191004-110	**Client Reference:**	70053735	**Report Number:**	527697
Location:	Maylands	**Order Number:**	70053735-S01	**Superseded Report:**	527629

Chromatogram

Analysis: EPH CWG (Aromatic) GC (S) **Sample No :** 20881963 **Sample ID :** SP9B **Depth :** 0.70 - 1.00

Speciated TPH - AROM (C12 - C40)

Sample Identity: 19616531-
Date Acquired : 07/10/2019 21:17:38 PM
Units : ppb
Dilution: SP9B[0.70 - 1.00] ->



Validated

CERTIFICATE OF ANALYSIS

SDG:	191004-110	**Client Reference:**	70053735	**Report Number:**	527697
Location:	Maylands	**Order Number:**	70053735-S01	**Superseded Report:**	527629

Chromatogram

Analysis: EPH CWG (Aromatic) GC (S) **Sample No :** 20881988 **Sample ID :** SP22L **Depth :** 0.30 - 0.50

Speciated TPH - AROM (C12 - C40)

Sample Identity: 19616043-
Date Acquired : 09/10/2019 14:44:29 PM
Units : ppb
Dilution: SP22L[0.30 - 0.50] ->



Validated

CERTIFICATE OF ANALYSIS

SDG:	191004-110	**Client Reference:**	70053735	**Report Number:**	527697
Location:	Maylands	**Order Number:**	70053735-S01	**Superseded Report:**	527629

Chromatogram

Analysis: EPH CWG (Aromatic) GC (S) **Sample No :** 20882001 **Sample ID :** SP22N **Depth :** 0.70 - 0.90

Speciated TPH - AROM (C12 - C40)

Sample Identity: 19616101-
Date Acquired : 07/10/2019 22:22:06 PM
Units : ppb
Dilution: SP22N[0.70 - 0.90] ->

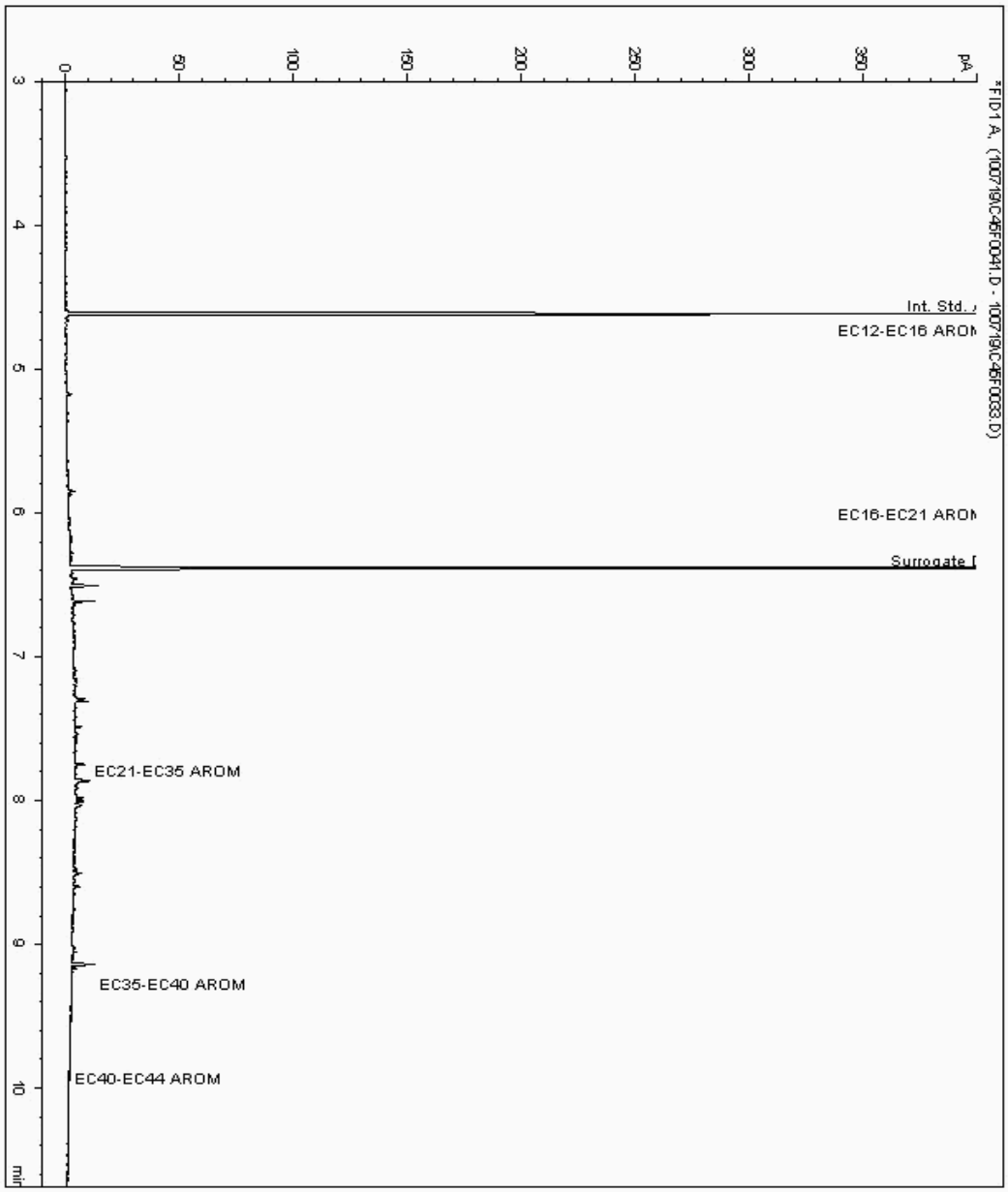

Chromatogram

Analysis: EPH CWG (Aromatic) GC (S) **Sample No :** 20882029 **Sample ID :** SP22R **Depth :** 1.00 - 1.20

Speciated TPH - AROM (C12 - C40)

Sample Identity: 19616196-
Date Acquired : 08/10/2019 14:13:08 PM
Units : ppb
Dilution: SP22R[1.00 - 1.20] ->



Validated

CERTIFICATE OF ANALYSIS

SDG:	191004-110	**Client Reference:**	70053735	**Report Number:**	527697
Location:	Maylands	**Order Number:**	70053735-S01	**Superseded Report:**	527629

Chromatogram

Analysis: EPH CWG (Aromatic) GC (S) **Sample No :** 20882062 **Sample ID :** SP9D **Depth :** 0.90 - 1.10

Speciated TPH - AROM (C12 - C40)

Sample Identity: 19615140-
Date Acquired : 07/10/2019 20:33:26 PM
Units : ppb
Dilution: SP9D[0.90 - 1.10] ->



Chromatogram

Analysis: EPH CWG (Aromatic) GC (S) **Sample No :** 20882083 **Sample ID :** SP22K **Depth :** 0.10 - 0.30

Speciated TPH - AROM (C12 - C40)

Sample Identity: 19616019-
Date Acquired : 07/10/2019 23:54:59 PM
Units : ppb
Dilution: SP22K[0.10 - 0.30] ->

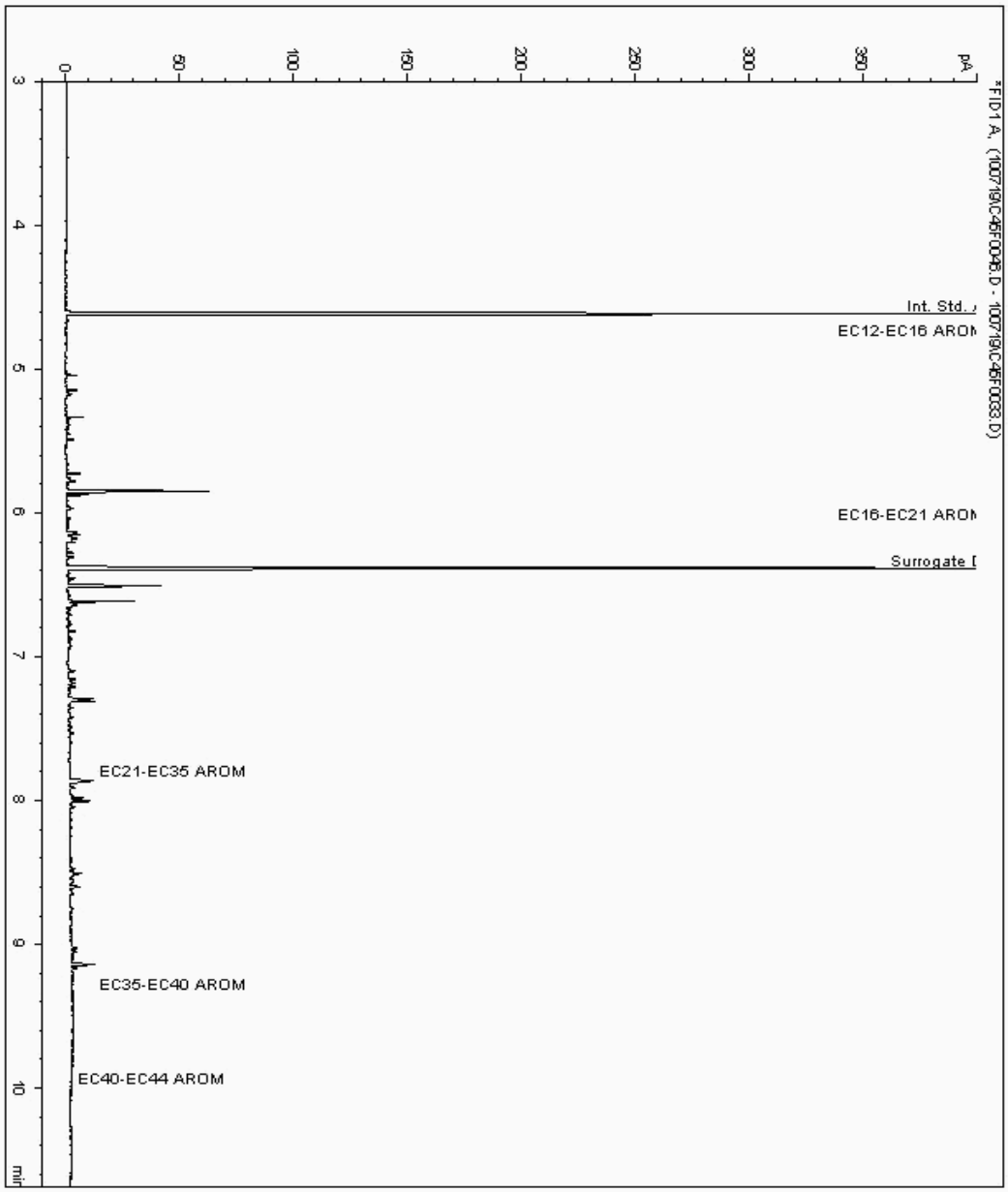

Validated

CERTIFICATE OF ANALYSIS

SDG:	191004-110	**Client Reference:**	70053735	**Report Number:**	527697
Location:	Maylands	**Order Number:**	70053735-S01	**Superseded Report:**	527629

Chromatogram

Analysis: EPH CWG (Aromatic) GC (S) **Sample No :** 20882145 **Sample ID :** SP21C **Depth :** 0.30 - 0.50

Speciated TPH - AROM (C12 - C40)

Sample Identity: 19615457-
Date Acquired : 09/10/2019 14:24:34 PM
Units : ppb
Dilution: SP21C[0.30 - 0.50] ->



CERTIFICATE OF ANALYSIS

SDG:	191004-110	**Client Reference:**	70053735	**Report Number:**	527697
Location:	Maylands	**Order Number:**	70053735-S01	**Superseded Report:**	527629

Chromatogram

Analysis: EPH CWG (Aromatic) GC (S) **Sample No :** 20882181 **Sample ID :** SP22J **Depth :** 0.20 - 0.40

Speciated TPH - AROM (C12 - C40)

Sample Identity: 19615998-
Date Acquired : 08/10/2019 04:49:22 PM
Units : ppb
Dilution: SP22J[0.20 - 0.40] ->



Validated

CERTIFICATE OF ANALYSIS

SDG:	191004-110	**Client Reference:**	70053735	**Report Number:**	527697
Location:	Maylands	**Order Number:**	70053735-S01	**Superseded Report:**	527629

Chromatogram

Analysis: EPH CWG (Aromatic) GC (S) **Sample No :** 20882229 **Depth :** 0.80 - 1.00
Sample ID : SP22P

Speciated TPH - AROM (C12 - C40)

Sample Identity: 19616156-
Date Acquired : 08/10/2019 00:27:25 PM
Units : ppb
Dilution: SP22P[0.80 - 1.00] ->



Validated

CERTIFICATE OF ANALYSIS

SDG:	191004-110	**Client Reference:**	70053735	**Report Number:**	527697
Location:	Maylands	**Order Number:**	70053735-S01	**Superseded Report:**	527629

Chromatogram

Analysis: EPH CWG (Aromatic) GC (S) **Sample No :** 20882269 **Sample ID :** SP22U **Depth :** 0.50 - 0.80

Speciated TPH - AROM (C12 - C40)

Sample Identity: 19616276-
Date Acquired : 07/10/2019 23:14:41 PM
Units : ppb
Dilution: SP22U[0.50 - 0.80] ->



Chromatogram

Analysis: EPH CWG (Aromatic) GC (S) **Sample No :** 20882393 **Sample ID :** SP22I **Depth :** 0.80 - 1.10

Speciated TPH - AROM (C12 - C40)

Sample Identity: 19615975-
Date Acquired : 07/10/2019 18:05:10 PM
Units : ppb
Dilution: SP22I[0.80 - 1.10] ->



Validated

CERTIFICATE OF ANALYSIS

SDG:	191004-110	**Client Reference:**	70053735	**Report Number:**	527697
Location:	Maylands	**Order Number:**	70053735-S01	**Superseded Report:**	527629

Chromatogram

Analysis: EPH CWG (Aromatic) GC (S) **Sample No :** 20882470 **Sample ID :** SP22Q **Depth :** 0.70 - 0.90

Speciated TPH - AROM (C12 - C40)

Sample Identity: 19616174-
Date Acquired : 08/10/2019 03:56:31 PM
Units : ppb
Dilution: SP22Q[0.70 - 0.90] ->

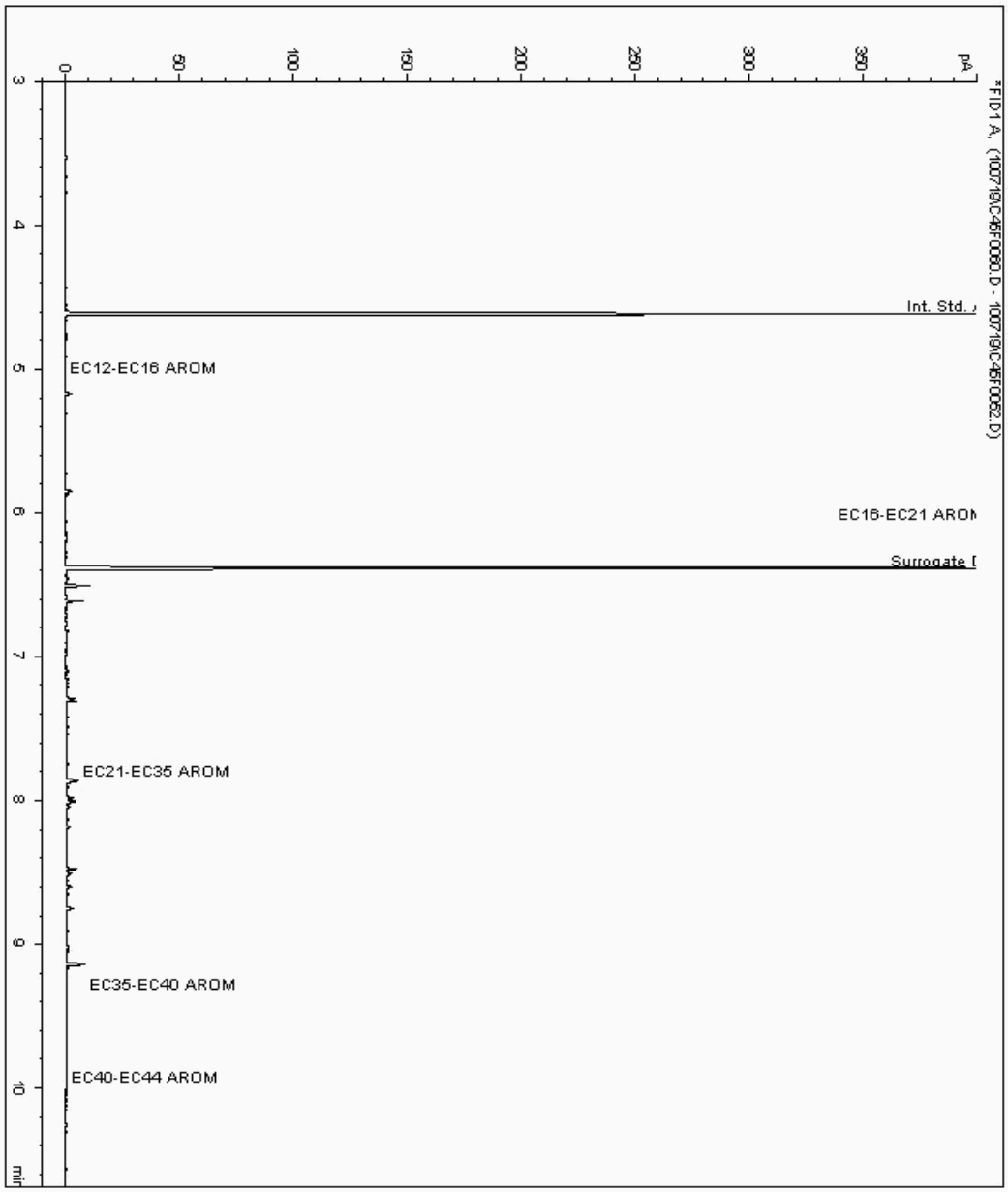

Validated

CERTIFICATE OF ANALYSIS

SDG:	191004-110	**Client Reference:**	70053735	**Report Number:**	527697
Location:	Maylands	**Order Number:**	70053735-S01	**Superseded Report:**	527629

Chromatogram

Analysis: EPH CWG (Aromatic) GC (S) **Sample No :** 20882525 **Sample ID :** SP22M **Depth :** 0.50 - 0.80

Speciated TPH - AROM (C12 - C40)

Sample Identity: 19616071-
Date Acquired : 07/10/2019 19:54:33 PM
Units : ppb
Dilution: SP22M[0.50 - 0.80] ->



Validated

CERTIFICATE OF ANALYSIS

SDG:	191004-110	**Client Reference:**	70053735	**Report Number:**	527697
Location:	Maylands	**Order Number:**	70053735-S01	**Superseded Report:**	527629

Chromatogram

Analysis: EPH CWG (Aromatic) GC (S) **Sample No :** 20882561 **Sample ID :** SP26 **Depth :** 0.10 - 0.30

Speciated TPH - AROM (C12 - C40)

Sample Identity: 19615755-
Date Acquired : 08/10/2019 18:41:32 PM
Units : ppb
Dilution: SP26[0.10 - 0.30] ->

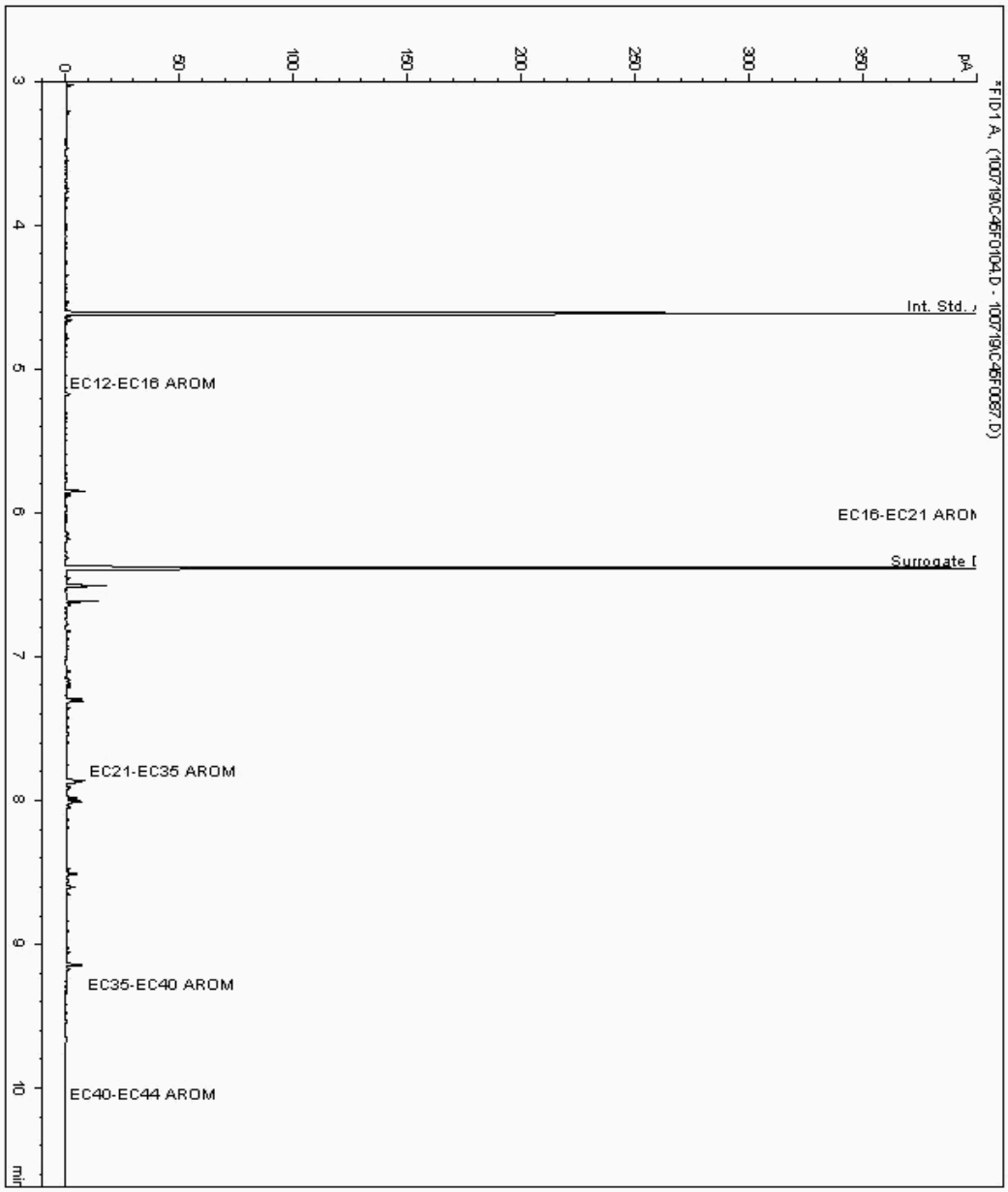

CERTIFICATE OF ANALYSIS

SDG:	191004-110	**Client Reference:**	70053735	**Report Number:**	527697
Location:	Maylands	**Order Number:**	70053735-S01	**Superseded Report:**	527629

Chromatogram

Analysis: EPH CWG (Aromatic) GC (S) **Sample No :** 20882609 **Sample ID :** SP21I **Depth :** 0.50 - 0.70

Speciated TPH - AROM (C12 - C40)

Sample Identity: 19615576-
Date Acquired : 08/10/2019 20:06:19 PM
Units : ppb
Dilution: SP21I[0.50 - 0.70] ->



Chromatogram

Analysis: EPH CWG (Aromatic) GC (S) **Sample No :** 20882662 **Sample ID :** SP22S **Depth :** 0.90 - 1.10

Speciated TPH - AROM (C12 - C40)

Sample Identity: 19616239-
Date Acquired : 08/10/2019 08:18:12 PM
Units : ppb
Dilution: SP22S[0.90 - 1.10] ->



Validated

CERTIFICATE OF ANALYSIS

SDG:	191004-110	**Client Reference:**	70053735	**Report Number:**	527697
Location:	Maylands	**Order Number:**	70053735-S01	**Superseded Report:**	527629

Chromatogram

Analysis: EPH CWG (Aromatic) GC (S) **Sample No :** 20882695 **Sample ID :** SP22T **Depth :** 0.00 - 0.30

Speciated TPH - AROM (C12 - C40)

Sample Identity: 19616257-
Date Acquired : 10/10/2019 17:33:38 PM
Units : ppb
Dilution: SP22T[0.00 - 0.30] ->



Validated

CERTIFICATE OF ANALYSIS

SDG:	191004-110	**Client Reference:**	70053735	**Report Number:**	527697
Location:	Maylands	**Order Number:**	70053735-S01	**Superseded Report:**	527629

Chromatogram

Analysis: EPH CWG (Aromatic) GC (S) **Sample No :** 20882726 **Sample ID :** SP20 **Depth :** 0.30 - 0.50

Speciated TPH - AROM (C12 - C40)

Sample Identity: 19615344-
Date Acquired : 08/10/2019 13:20:22 PM
Units : ppb
Dilution: SP20[0.30 - 0.50] ->

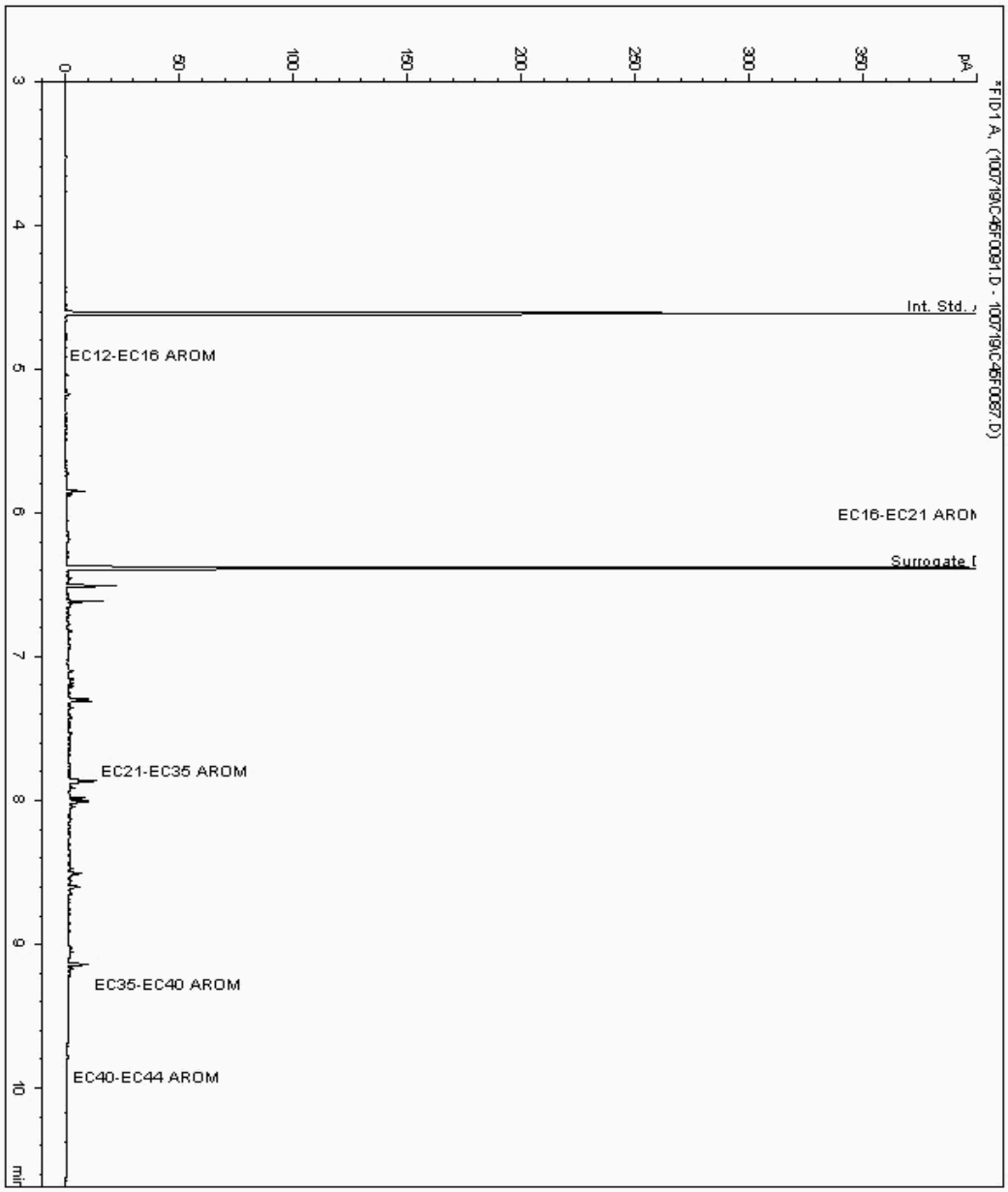

Validated

CERTIFICATE OF ANALYSIS

SDG:	191004-110	**Client Reference:**	70053735	**Report Number:**	527697
Location:	Maylands	**Order Number:**	70053735-S01	**Superseded Report:**	527629

Chromatogram

Analysis: EPH CWG (Aromatic) GC (S) **Sample No :** 20882732 **Sample ID :** SP21F **Depth :** 0.40 - 0.60

Speciated TPH - AROM (C12 - C40)

Sample Identity: 19615501-
Date Acquired : 07/10/2019 18:37:47 PM
Units : ppb
Dilution: SP21F[0.40 - 0.60] ->

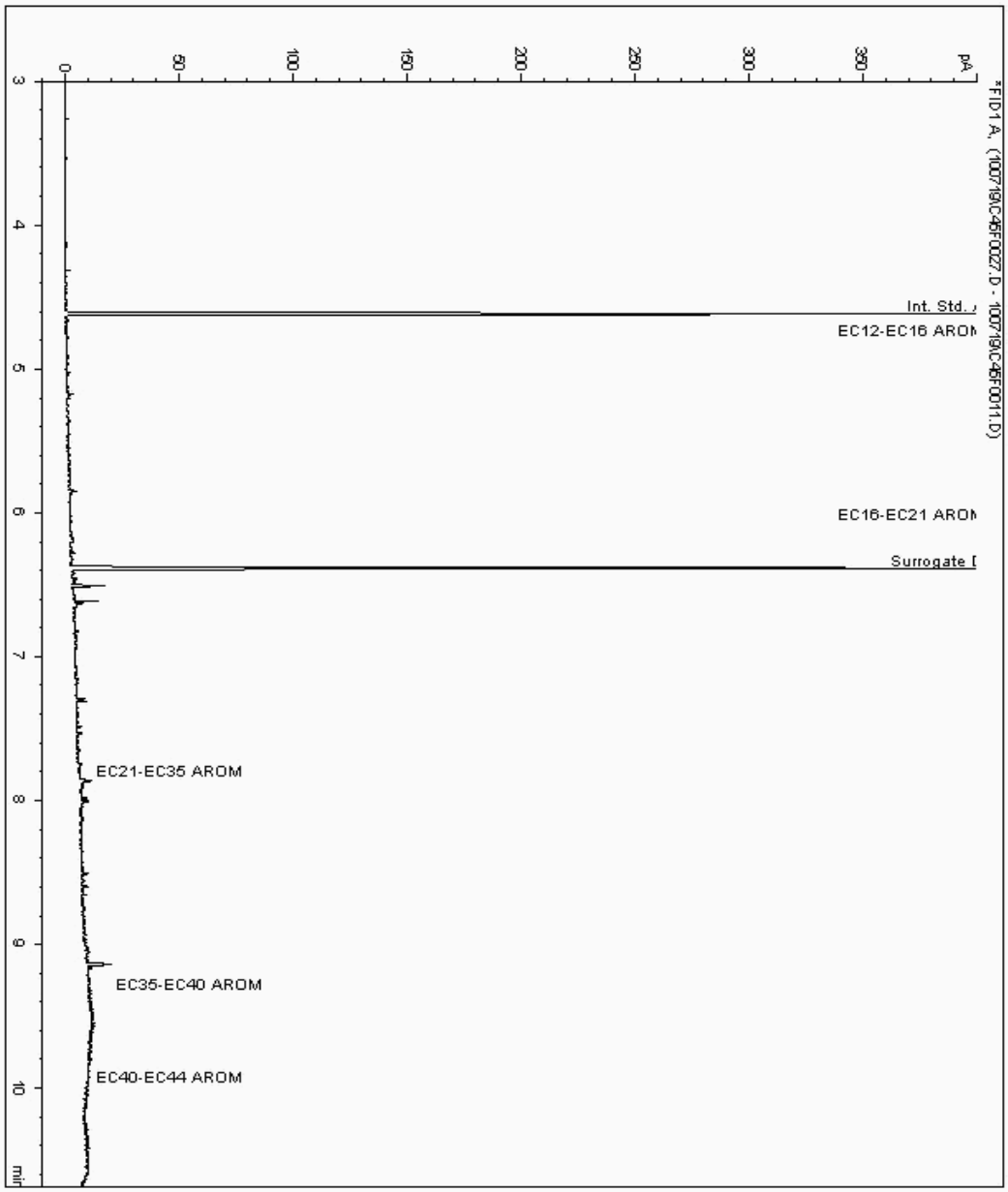

Validated

CERTIFICATE OF ANALYSIS

SDG:	191004-110	**Client Reference:**	70053735	**Report Number:**	527697
Location:	Maylands	**Order Number:**	70053735-S01	**Superseded Report:**	527629

Chromatogram

Analysis: EPH CWG (Aromatic) GC (S) **Sample No :** 20882733 **Depth :** 0.30 - 0.50
Sample ID : SP22O

Speciated TPH - AROM (C12 - C40)

Sample Identity: 19616130-
Date Acquired : 08/10/2019 18:01:05 PM
Units : ppb
Dilution: SP22O[0.30 - 0.50] ->

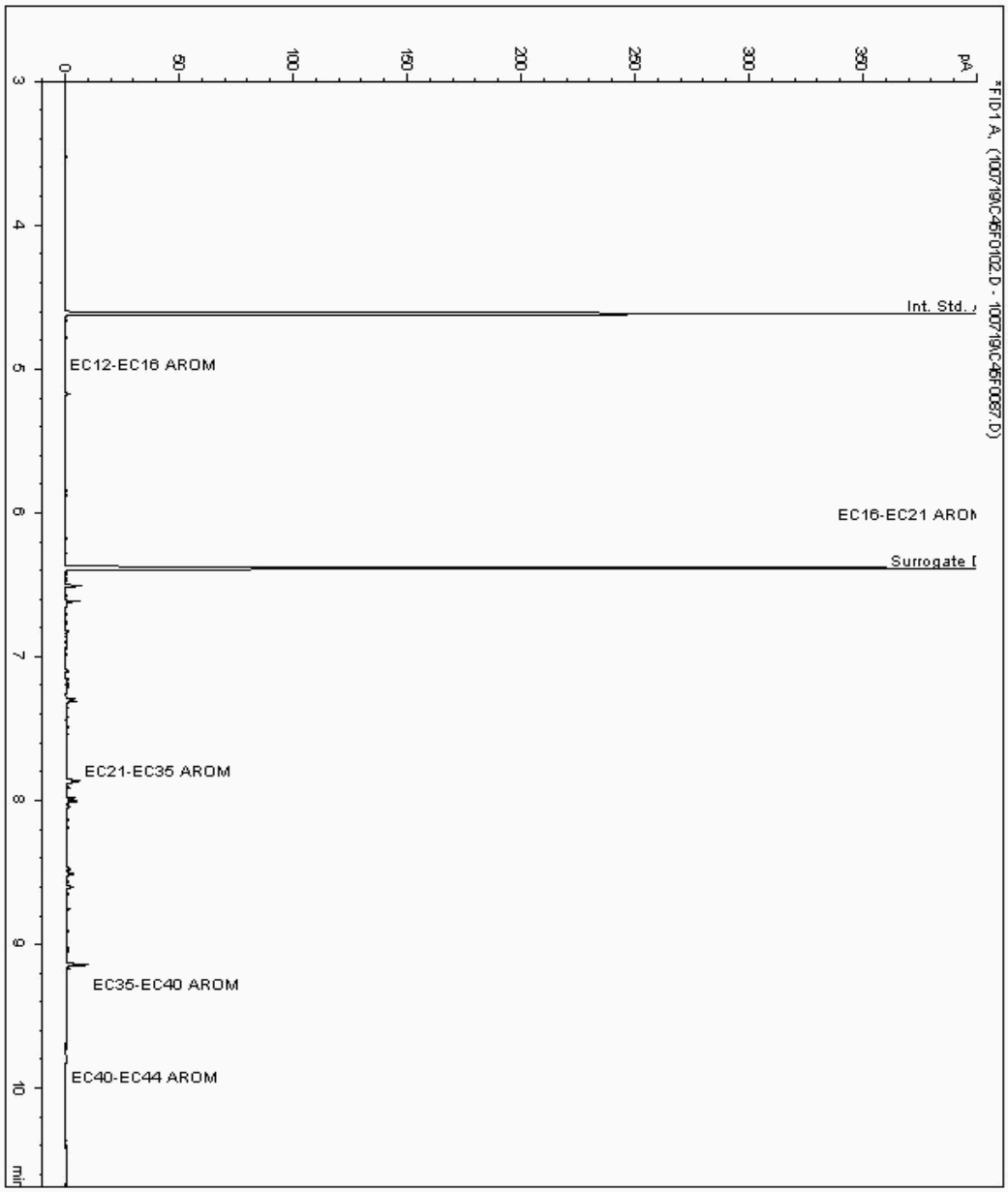

Validated

CERTIFICATE OF ANALYSIS

SDG:	191004-110	**Client Reference:**	70053735	**Report Number:**	527697
Location:	Maylands	**Order Number:**	70053735-S01	**Superseded Report:**	527629

Chromatogram

Analysis: EPH CWG (Aromatic) GC (S) **Sample No :** 20882802 **Sample ID :** SP21K **Depth :** 0.80 - 1.00

Speciated TPH - AROM (C12 - C40)

Sample Identity: 19615661-
Date Acquired : 07/10/2019 22:54:28 PM
Units : ppb
Dilution: SP21K[0.80 - 1.00] ->



Chromatogram

Analysis: EPH CWG (Aromatic) GC (S) **Sample No :** 20882851 **Sample ID :** SP21E **Depth :** 0.30 - 0.50

Speciated TPH - AROM (C12 - C40)

Sample Identity: 19615480-
Date Acquired : 07/10/2019 19:22:07 PM
Units : ppb
Dilution: SP21E[0.30 - 0.50] ->



Validated

CERTIFICATE OF ANALYSIS

SDG:	191004-110	**Client Reference:**	70053735	**Report Number:**	527697
Location:	Maylands	**Order Number:**	70053735-S01	**Superseded Report:**	527629

Chromatogram

Analysis: EPH CWG (Aromatic) GC (S) **Sample No :** 20882882 **Sample ID :** SP3 **Depth :** 0.30 - 0.50

Speciated TPH - AROM (C12 - C40)

Sample Identity: 19615435-
Date Acquired : 08/10/2019 21:42:38 PM
Units : ppb
Dilution: SP3[0.30 - 0.50] ->



CERTIFICATE OF ANALYSIS

SDG:	191004-110	**Client Reference:**	70053735	**Report Number:**	527697
Location:	Maylands	**Order Number:**	70053735-S01	**Superseded Report:**	527629

Chromatogram

Analysis: EPH CWG (Aromatic) GC (S) **Sample No :** 20882923 **Sample ID :** SP1 **Depth :** 0.10 - 0.30

Speciated TPH - AROM (C12 - C40)

Sample Identity: 19615046-
Date Acquired : 08/10/2019 20:26:30 PM
Units : ppb
Dilution: SP1[0.10 - 0.30] ->



Validated

CERTIFICATE OF ANALYSIS

SDG:	191004-110	**Client Reference:**	70053735	**Report Number:**	527697
Location:	Maylands	**Order Number:**	70053735-S01	**Superseded Report:**	527629

Chromatogram

Analysis: EPH CWG (Aromatic) GC (S) **Sample No :** 20882950 **Sample ID :** SP2 **Depth :** 0.10 - 0.30

Speciated TPH - AROM (C12 - C40)

Sample Identity: 19615309-
Date Acquired : 08/10/2019 19:01:44 PM
Units : ppb
Dilution: SP2[0.10 - 0.30] ->

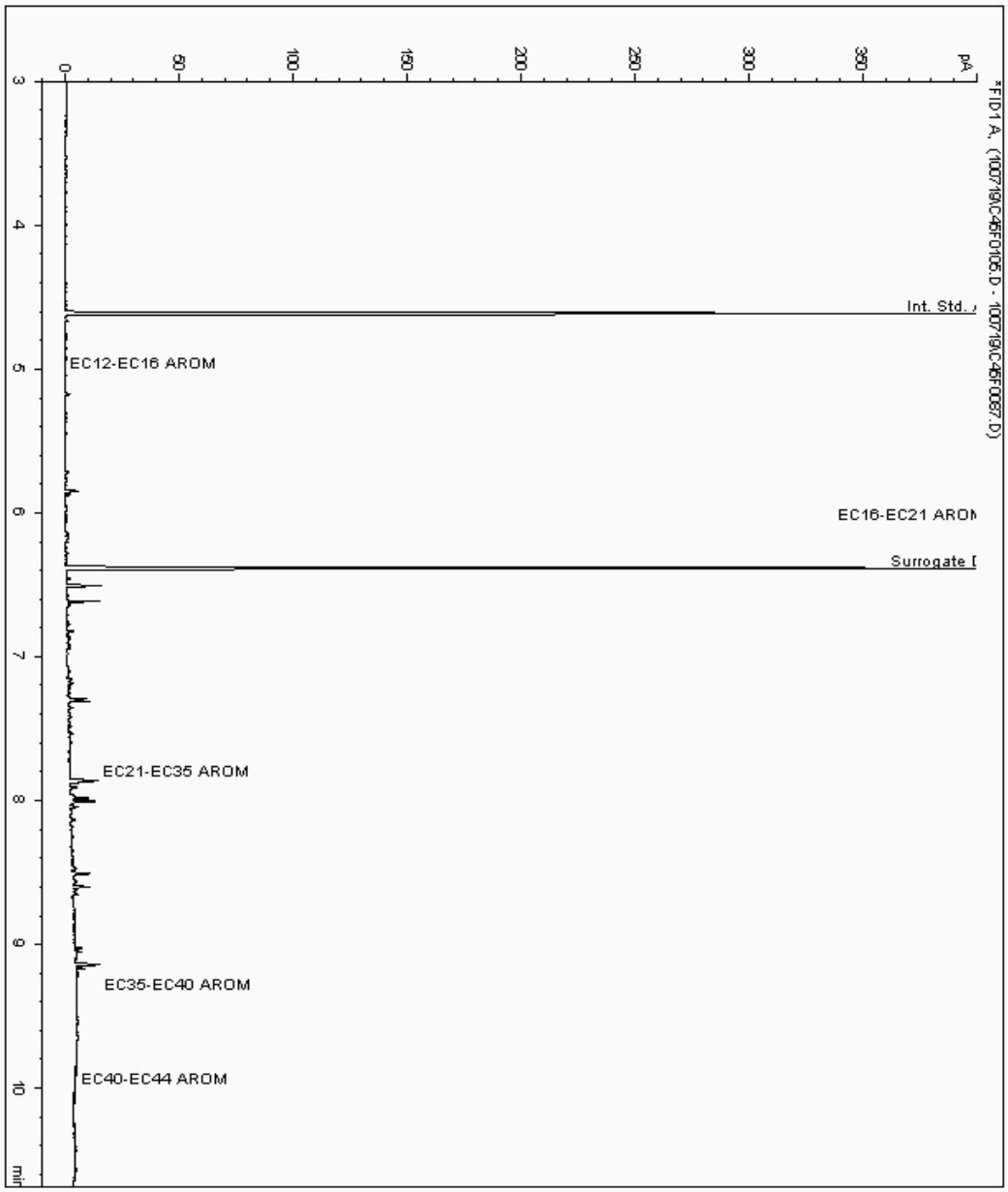

Chromatogram

Analysis: EPH CWG (Aromatic) GC (S) **Sample No :** 20882951 **Sample ID :** SP21G **Depth :** 0.20 - 0.40

Speciated TPH - AROM (C12 - C40)

Sample Identity: 19615527-
Date Acquired : 08/10/2019 17:40:47 PM
Units : ppb
Dilution: SP21G[0.20 - 0.40] ->



Validated

CERTIFICATE OF ANALYSIS

SDG:	191004-110	**Client Reference:**	70053735	**Report Number:**	527697
Location:	Maylands	**Order Number:**	70053735-S01	**Superseded Report:**	527629

Chromatogram

Analysis: EPH CWG (Aromatic) GC (S) **Sample No :** 20882992 **Sample ID :** SP21L **Depth :** 0.70 - 0.90

Speciated TPH - AROM (C12 - C40)

Sample Identity: 19615686-
Date Acquired : 08/10/2019 08:38:36 PM
Units : ppb
Dilution: SP21L[0.70 - 0.90] ->

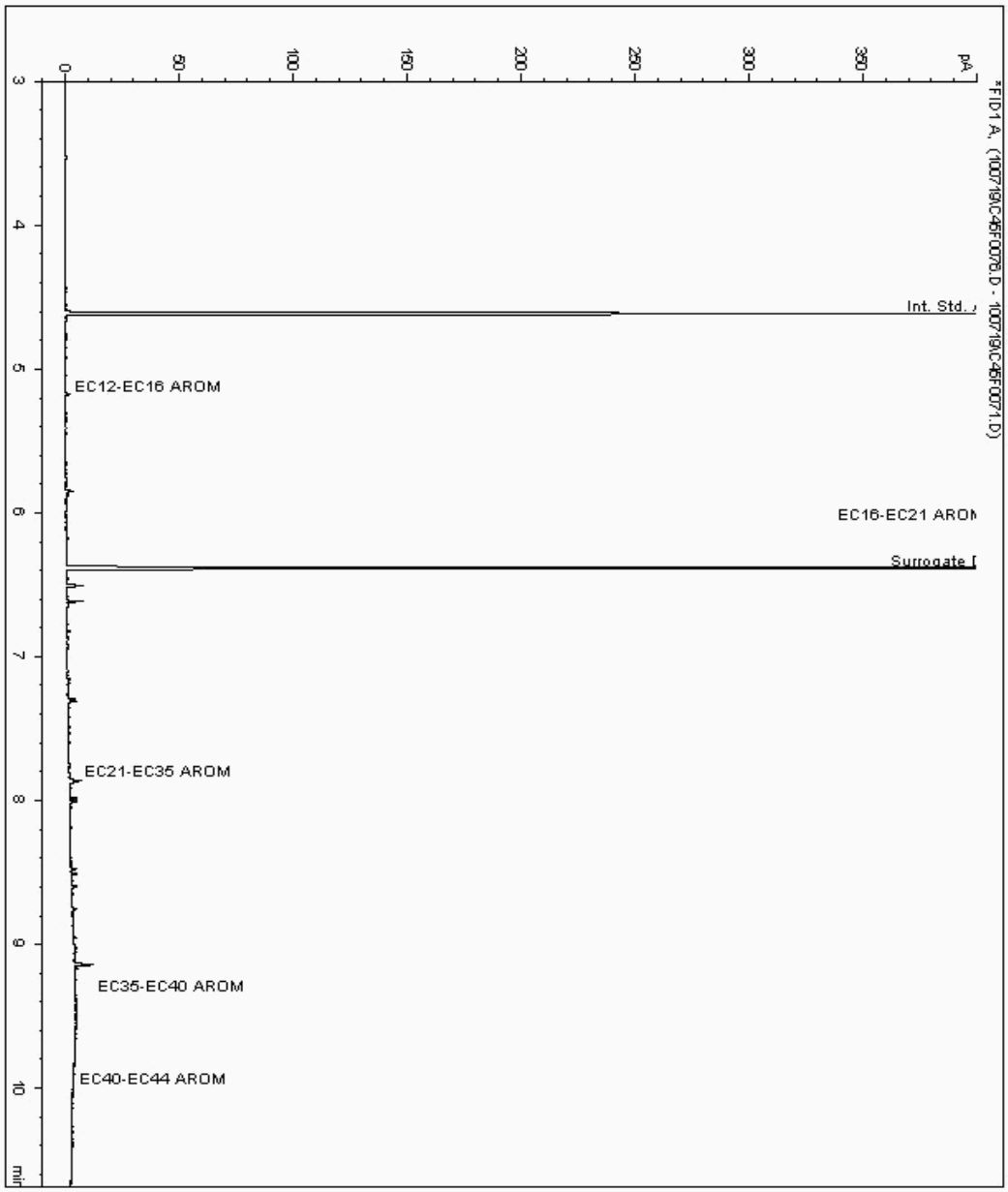

Validated

CERTIFICATE OF ANALYSIS

SDG:	191004-110	**Client Reference:**	70053735	**Report Number:**	527697
Location:	Maylands	**Order Number:**	70053735-S01	**Superseded Report:**	527629

Chromatogram

Analysis: EPH CWG (Aromatic) GC (S) **Sample No :** 20883008 **Sample ID :** SP21J **Depth :** 0.50 - 0.70

Speciated TPH - AROM (C12 - C40)

Sample Identity: 19615625-
Date Acquired : 08/10/2019 16:27:18 PM
Units : ppb
Dilution: SP21J[0.50 - 0.70] ->



CERTIFICATE OF ANALYSIS

SDG:	191004-110	**Client Reference:**	70053735	**Report Number:**	527697
Location:	Maylands	**Order Number:**	70053735-S01	**Superseded Report:**	527629

Chromatogram

Analysis: EPH CWG (Aromatic) GC (S) **Sample No :** 20883031 **Sample ID :** SP7 **Depth :** 0.30 - 0.50

Speciated TPH - AROM (C12 - C40)

Sample Identity: 19616220-
Date Acquired : 08/10/2019 10:45:09 PM
Units : ppb
Dilution: SP7[0.30 - 0.50] ->

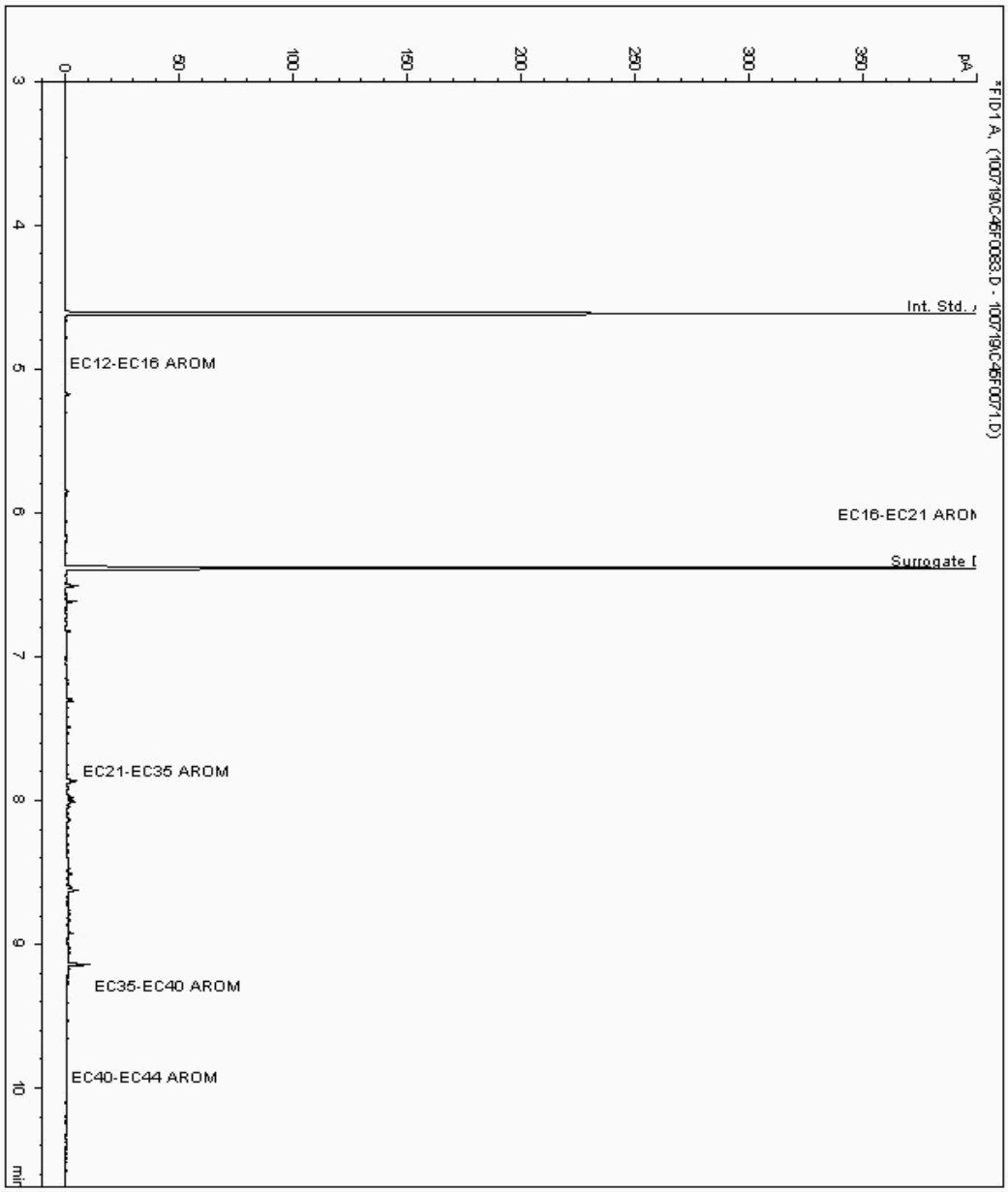

Validated

CERTIFICATE OF ANALYSIS

SDG:	191004-110	**Client Reference:**	70053735	**Report Number:**	527697
Location:	Maylands	**Order Number:**	70053735-S01	**Superseded Report:**	527629

Chromatogram

Analysis: EPH CWG (Aromatic) GC (S) **Sample No :** 20883034 **Sample ID :** SP21H **Depth :** 0.30 - 0.50

Speciated TPH - AROM (C12 - C40)

Sample Identity: 19615553-
Date Acquired : 08/10/2019 19:45:49 PM
Units : ppb
Dilution: SP21H[0.30 - 0.50] ->



Validated

CERTIFICATE OF ANALYSIS

SDG:	191004-110	**Client Reference:**	70053735	**Report Number:**	527697
Location:	Maylands	**Order Number:**	70053735-S01	**Superseded Report:**	527629

Chromatogram

Analysis: EPH CWG (Aromatic) GC (S) **Sample No :** 20883082 **Sample ID :** SP8 **Depth :** 0.50 - 0.70

Speciated TPH - AROM (C12 - C40)

Sample Identity: 19616314-
Date Acquired : 07/10/2019 21:49:59 PM
Units : ppb
Dilution: SP8[0.50 - 0.70] ->



Chromatogram

Analysis: EPH CWG (Aromatic) GC (S) **Sample No :** 20883213 **Sample ID :** SP4 **Depth :** 0.00 - 0.20

Speciated TPH - AROM (C12 - C40)

Sample Identity: 19616454-
Date Acquired : 08/10/2019 18:21:19 PM
Units : ppb
Dilution: SP4[0.00 - 0.20] ->

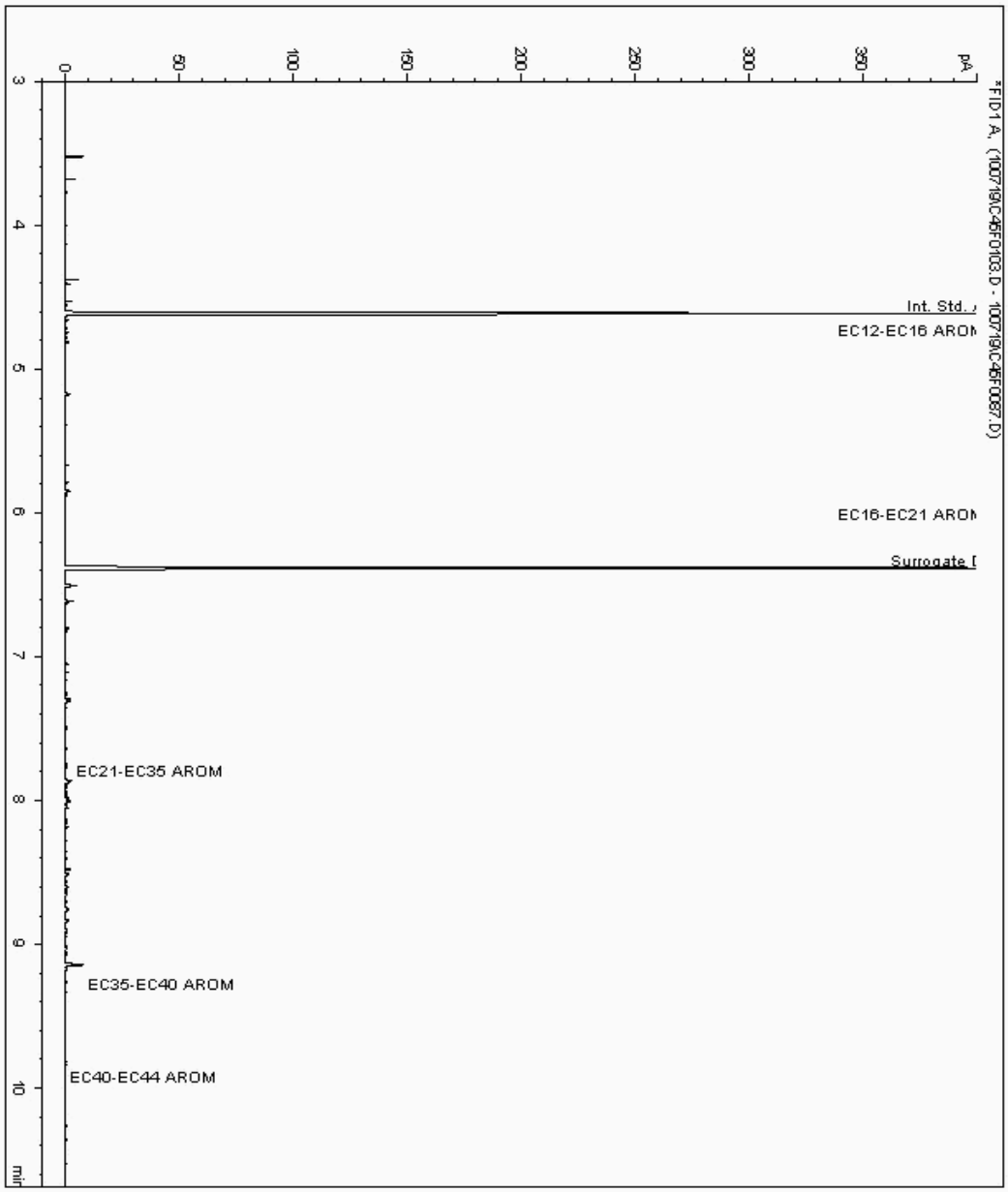

Validated

CERTIFICATE OF ANALYSIS

SDG:	191004-110	**Client Reference:**	70053735	**Report Number:**	527697
Location:	Maylands	**Order Number:**	70053735-S01	**Superseded Report:**	527629

Chromatogram

Analysis: EPH CWG (Aromatic) GC (S) **Sample No :** 20883223 **Sample ID :** SP9A **Depth :** 0.30 - 0.50

Speciated TPH - AROM (C12 - C40)

Sample Identity: 19616335-
Date Acquired : 07/10/2019 23:34:51 PM
Units : ppb
Dilution: SP9A[0.30 - 0.50] ->



Validated

CERTIFICATE OF ANALYSIS

SDG:	191004-110	**Client Reference:**	70053735	**Report Number:**	527697
Location:	Maylands	**Order Number:**	70053735-S01	**Superseded Report:**	527629

Chromatogram

Analysis: EPH CWG (Aromatic) GC (S) **Sample No :** 20884619 **Sample ID :** SP22B **Depth :** 0.40 - 0.60

Speciated TPH - AROM (C12 - C40)

Sample Identity: 19615824-
Date Acquired : 08/10/2019 10:24:54 PM
Units : ppb
Dilution: SP22B[0.40 - 0.60] ->



CERTIFICATE OF ANALYSIS

SDG:	191004-110	**Client Reference:**	70053735	**Report Number:**	527697
Location:	Maylands	**Order Number:**	70053735-S01	**Superseded Report:**	527629

Chromatogram

Analysis: EPH CWG (Aromatic) GC (S) **Sample No :** 20884727 **Sample ID :** SP22E **Depth :** 0.20 - 0.40

Speciated TPH - AROM (C12 - C40)

Sample Identity: 19615872-
Date Acquired : 08/10/2019 10:03:44 PM
Units : ppb
Dilution: SP22E[0.20 - 0.40] ->



Validated

CERTIFICATE OF ANALYSIS

SDG:	191004-110	**Client Reference:**	70053735	**Report Number:**	527697
Location:	Maylands	**Order Number:**	70053735-S01	**Superseded Report:**	527629

Chromatogram

Analysis: EPH CWG (Aromatic) GC (S) **Sample No :** 20884769 **Sample ID :** SP22C **Depth :** 0.60 - 0.80

Speciated TPH - AROM (C12 - C40)

Sample Identity: 19616492-
Date Acquired : 08/10/2019 09:10:45 PM
Units : ppb
Dilution: SP22C[0.60 - 0.80] ->



Validated

CERTIFICATE OF ANALYSIS

SDG:	191004-110	**Client Reference:**	70053735	**Report Number:**	527697
Location:	Maylands	**Order Number:**	70053735-S01	**Superseded Report:**	527629

Chromatogram

Analysis: EPH CWG (Aromatic) GC (S) **Sample No :** 20884823 **Sample ID :** SP22A **Depth :** 0.20 - 0.40

Speciated TPH - AROM (C12 - C40)

Sample Identity: 19615793-
Date Acquired : 08/10/2019 06:46:49 PM
Units : ppb
Dilution: SP22A[0.20 - 0.40] ->

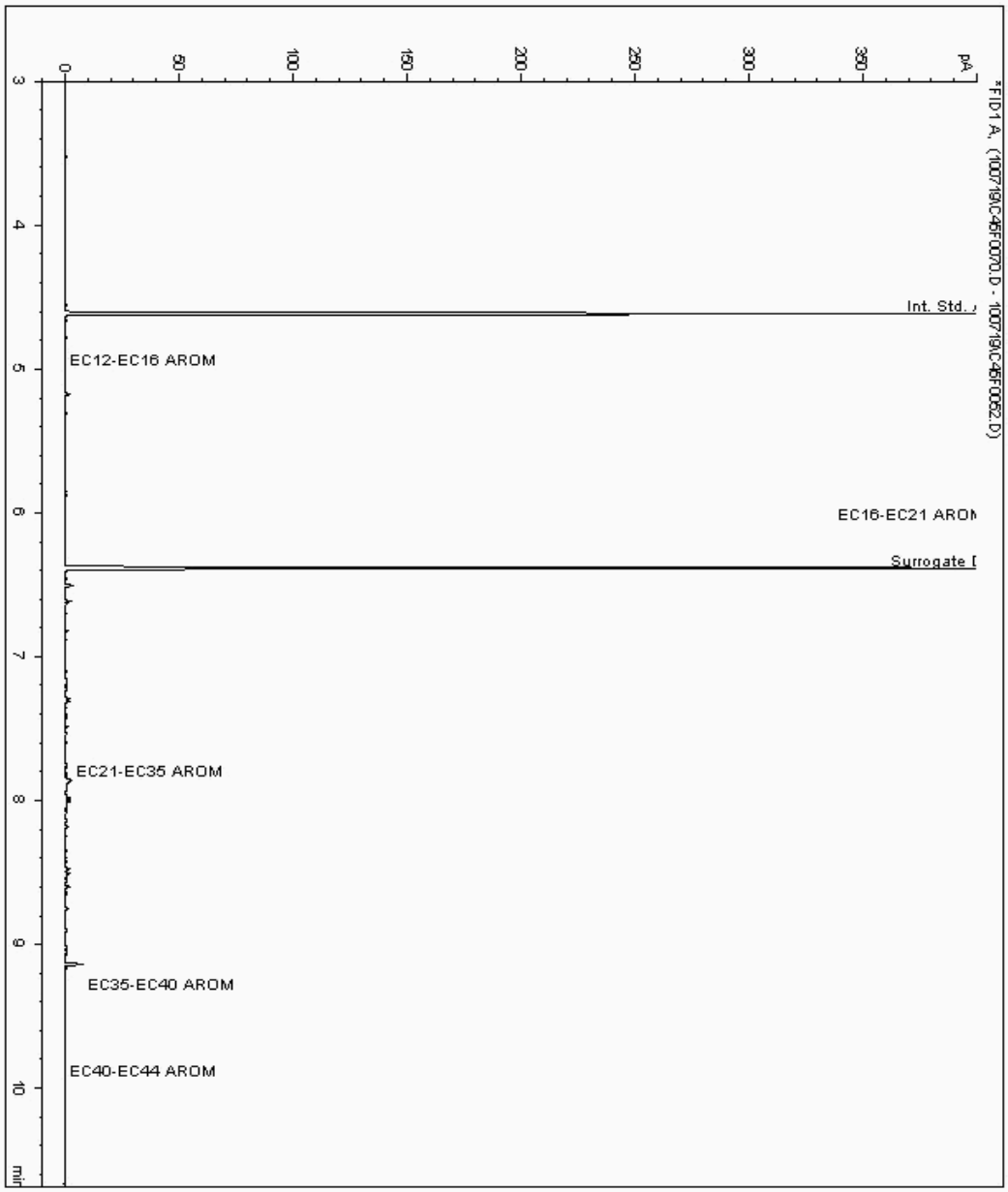

Validated

CERTIFICATE OF ANALYSIS

SDG:	191004-110	**Client Reference:**	70053735	**Report Number:**	527697
Location:	Maylands	**Order Number:**	70053735-S01	**Superseded Report:**	527629

Chromatogram

Analysis: Mineral Oil

Sample No : 20881902
Sample ID : SP21B

Depth : 0.50 - 0.70

Mineral Oil Range Organics (C10 - C40)

Sample Identity : 19616406-
Date Acquired : 08/10/2019 01:47:56 PM
Units : mg/kg
Sample Multiplier : 0.000
Dilution :

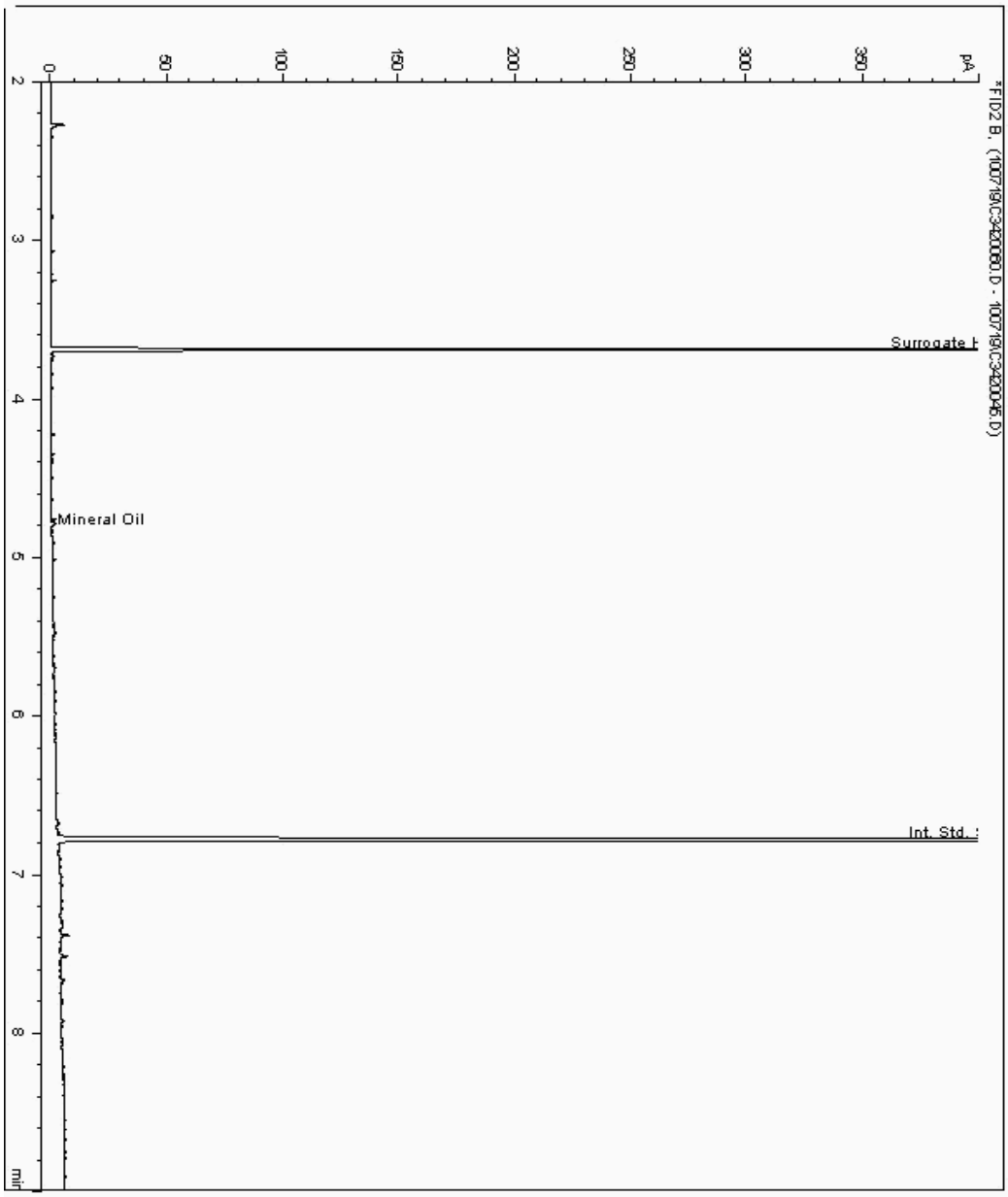

Validated

CERTIFICATE OF ANALYSIS

SDG:	191004-110	**Client Reference:**	70053735	**Report Number:**	527697
Location:	Maylands	**Order Number:**	70053735-S01	**Superseded Report:**	527629

Chromatogram

Analysis: Mineral Oil

Sample No : 20881929
Sample ID : SP23A

Depth : 0.50 - 0.70

Mineral Oil Range Organics (C10 - C40)

Sample Identity : 19616356-
Date Acquired : 08/10/2019 16:39:49 PM
Units : mg/kg
Sample Multiplier : 0.000
Dilution :

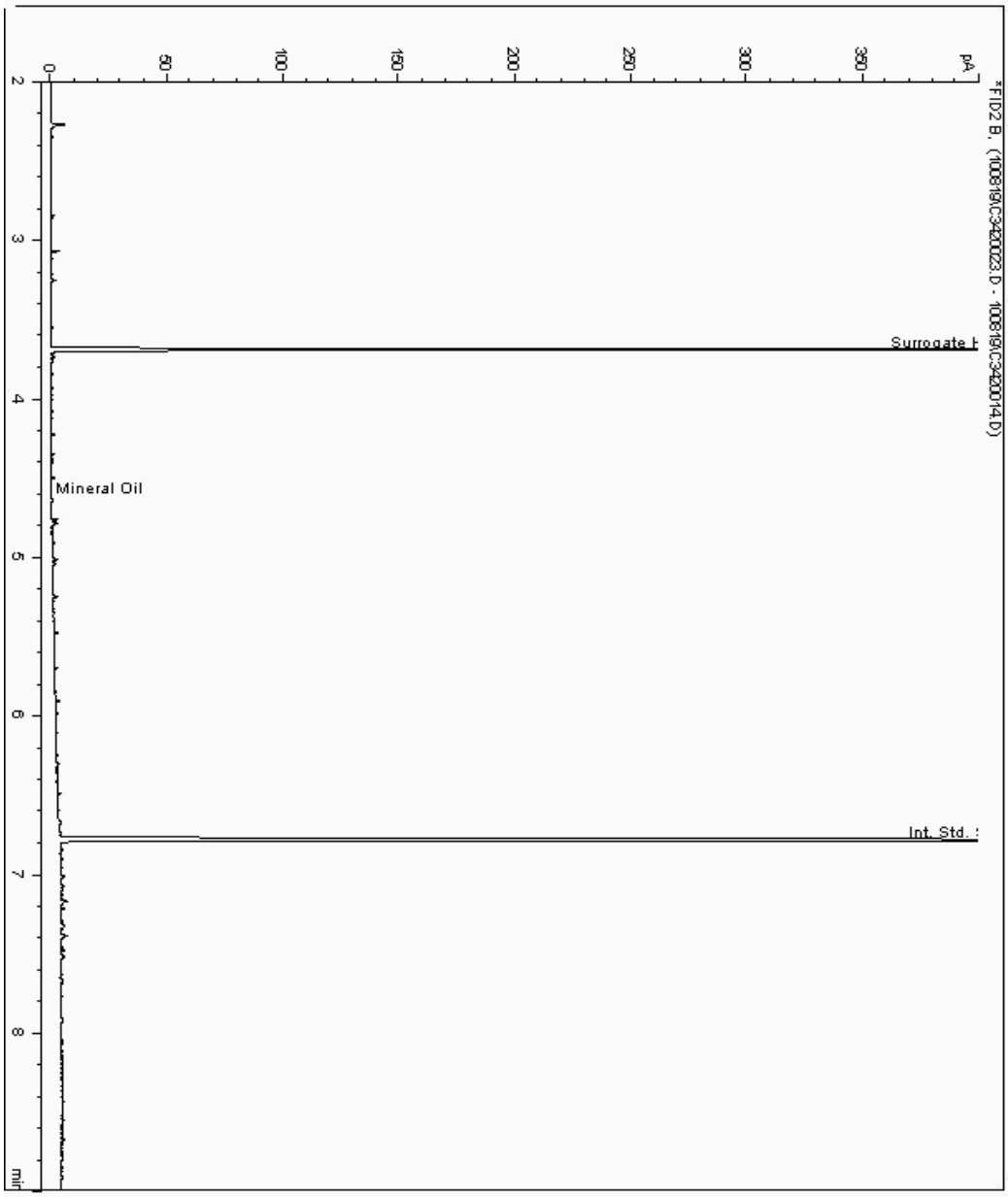

Validated

CERTIFICATE OF ANALYSIS

SDG:	191004-110	**Client Reference:**	70053735	**Report Number:**	527697
Location:	Maylands	**Order Number:**	70053735-S01	**Superseded Report:**	527629

Chromatogram

Analysis: Mineral Oil

Sample No : 20883218
Sample ID : SP4

Depth : 0.00 - 0.20

Mineral Oil Range Organics (C10 - C40)

Sample Identity : 19616438-
Date Acquired : 08/10/2019 15:33:51 PM
Units : mg/kg
Sample Multiplier : 0.000
Dilution :

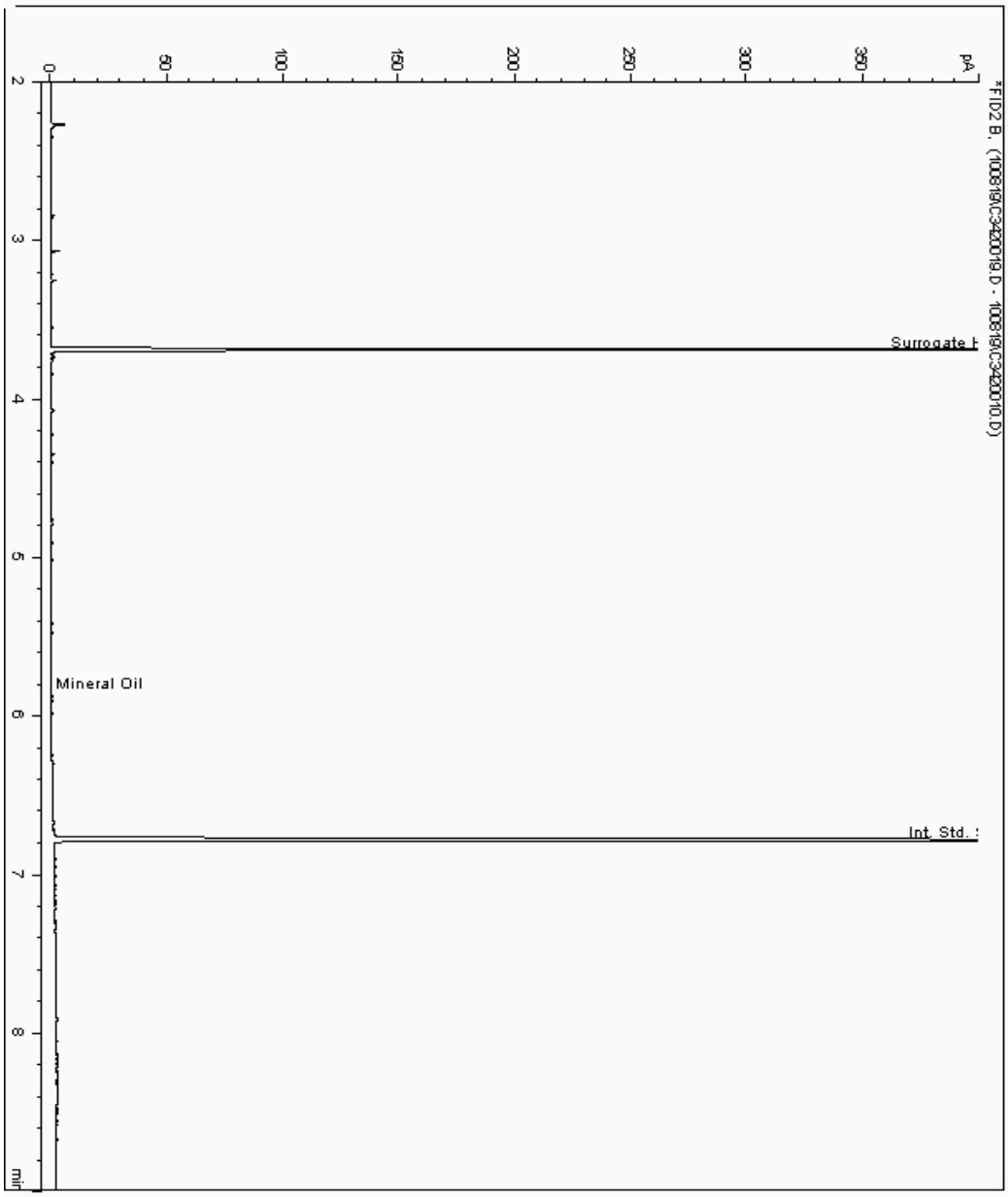

Validated

CERTIFICATE OF ANALYSIS

SDG:	191004-110	**Client Reference:**	70053735	**Report Number:**	527697
Location:	Maylands	**Order Number:**	70053735-S01	**Superseded Report:**	527629

Chromatogram

Analysis: Mineral Oil

Sample No : 20884798
Sample ID : SP22C

Depth : 0.60 - 0.80

Mineral Oil Range Organics (C10 - C40)

Sample Identity : 19616473-
Date Acquired : 08/10/2019 02:41:16 PM
Units : mg/kg
Sample Multiplier : 0.000
Dilution :

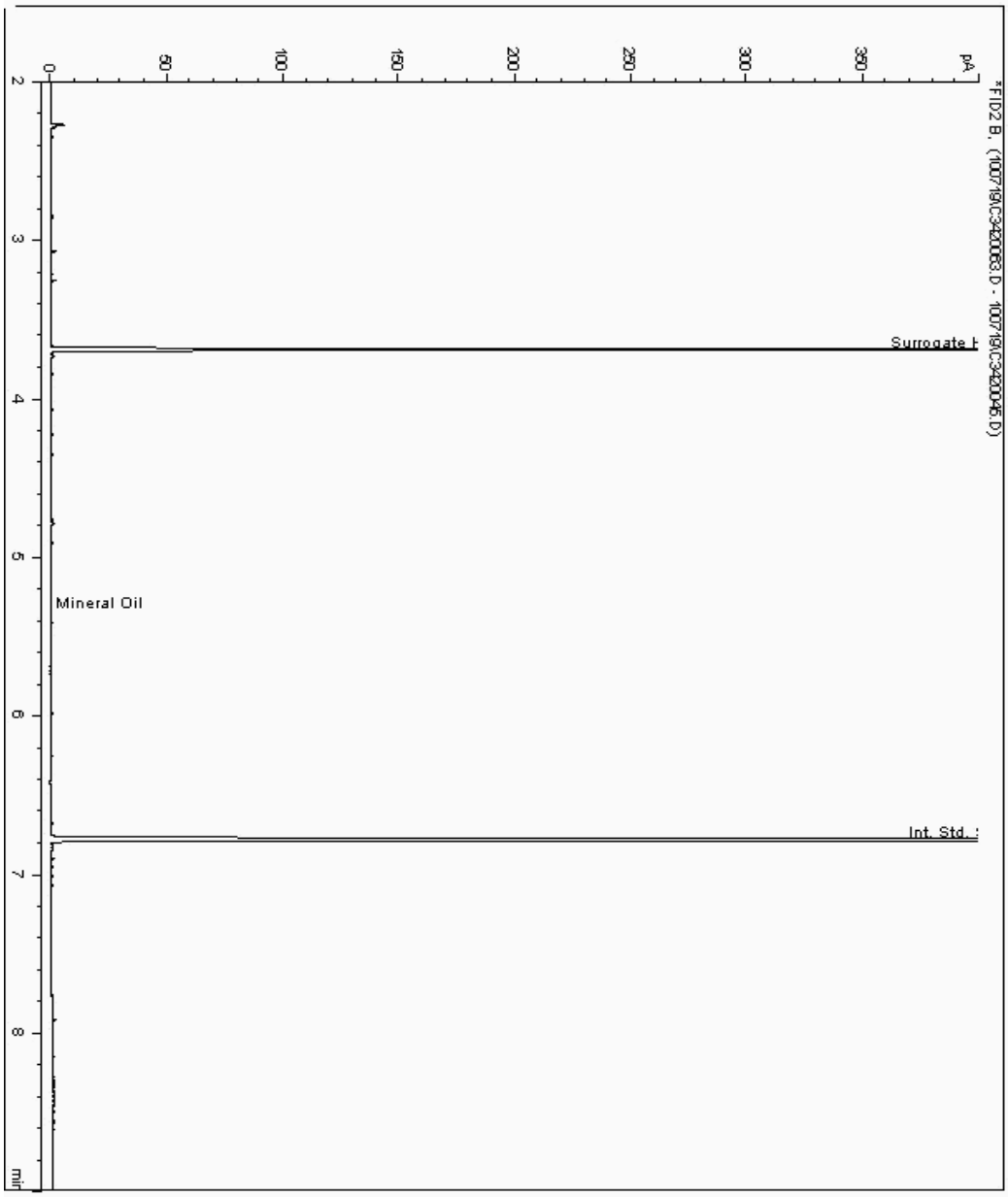

Validated

CERTIFICATE OF ANALYSIS

SDG:	191004-110	**Client Reference:**	70053735	**Report Number:**	527697
Location:	Maylands	**Order Number:**	70053735-S01	**Superseded Report:**	527629

Chromatogram

Analysis: Mineral Oil

Sample No : 20899641
Sample ID : SP4

Depth : 0.00 - 0.20

Mineral Oil Range Organics (C10 - C40)

Sample Identity : 19630884-
Date Acquired : 09/10/2019 22:27:48 PM
Units : mg/kg
Sample Multiplier : 0.000
Dilution :

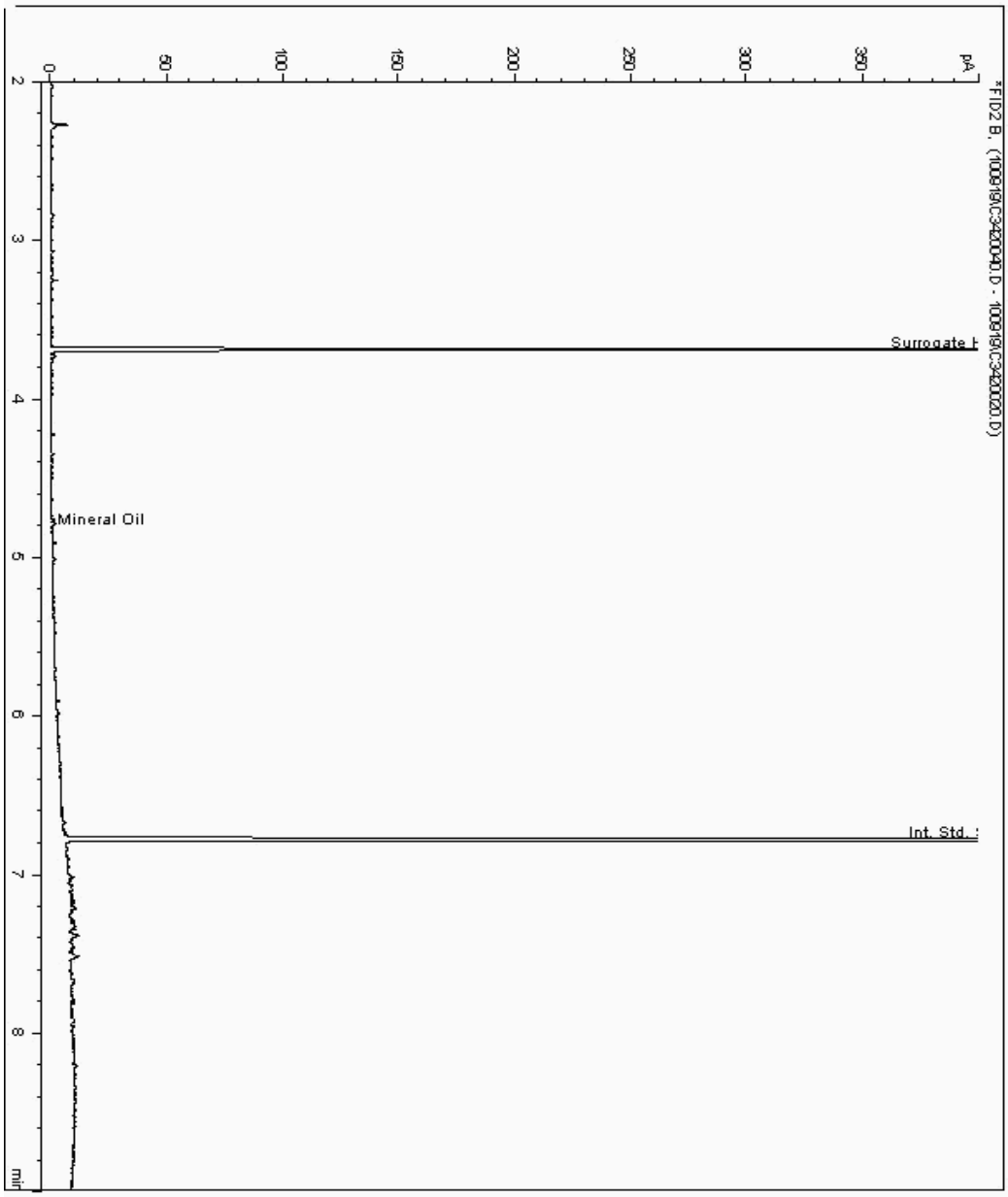

Validated

CERTIFICATE OF ANALYSIS

SDG:	191004-110	**Client Reference:**	70053735	**Report Number:**	527697
Location:	Maylands	**Order Number:**	70053735-S01	**Superseded Report:**	527629

Chromatogram

Analysis: Mineral Oil

Sample No : 20900340
Sample ID : SP21B

Depth : 0.50 - 0.70

Mineral Oil Range Organics (C10 - C40)

Sample Identity : 19630874-
Date Acquired : 11/10/2019 15:29:40 PM
Units : mg/kg
Sample Multiplier : 0.000
Dilution :

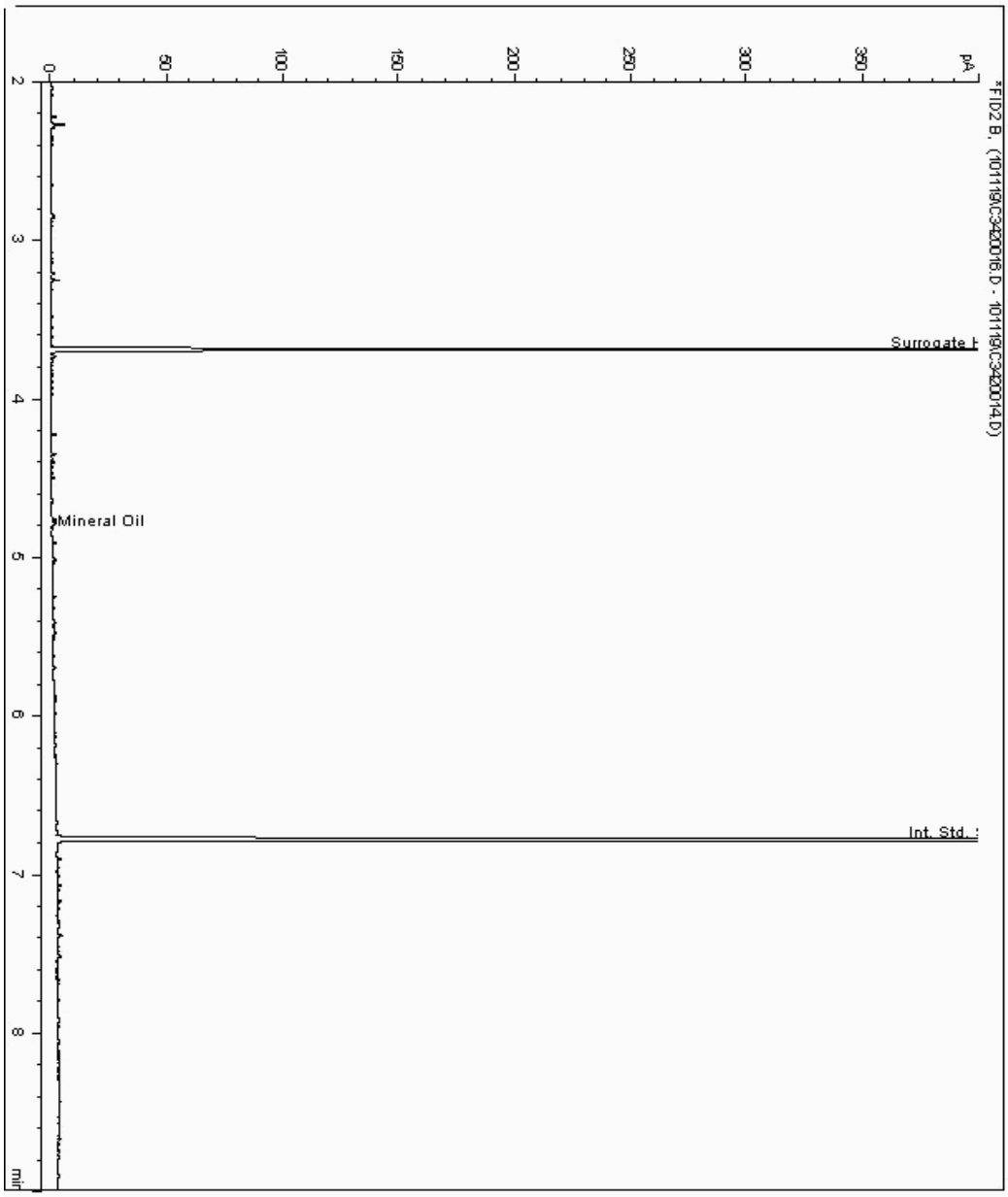

Validated

CERTIFICATE OF ANALYSIS

SDG:	191004-110	**Client Reference:**	70053735	**Report Number:**	527697
Location:	Maylands	**Order Number:**	70053735-S01	**Superseded Report:**	527629

Chromatogram

Analysis: Mineral Oil

Sample No : 20900357
Sample ID : SP22C

Depth : 0.60 - 0.80

Mineral Oil Range Organics (C10 - C40)

Sample Identity : 19630894-
Date Acquired : 09/10/2019 23:00:39 PM
Units : mg/kg
Sample Multiplier : 0.000
Dilution :

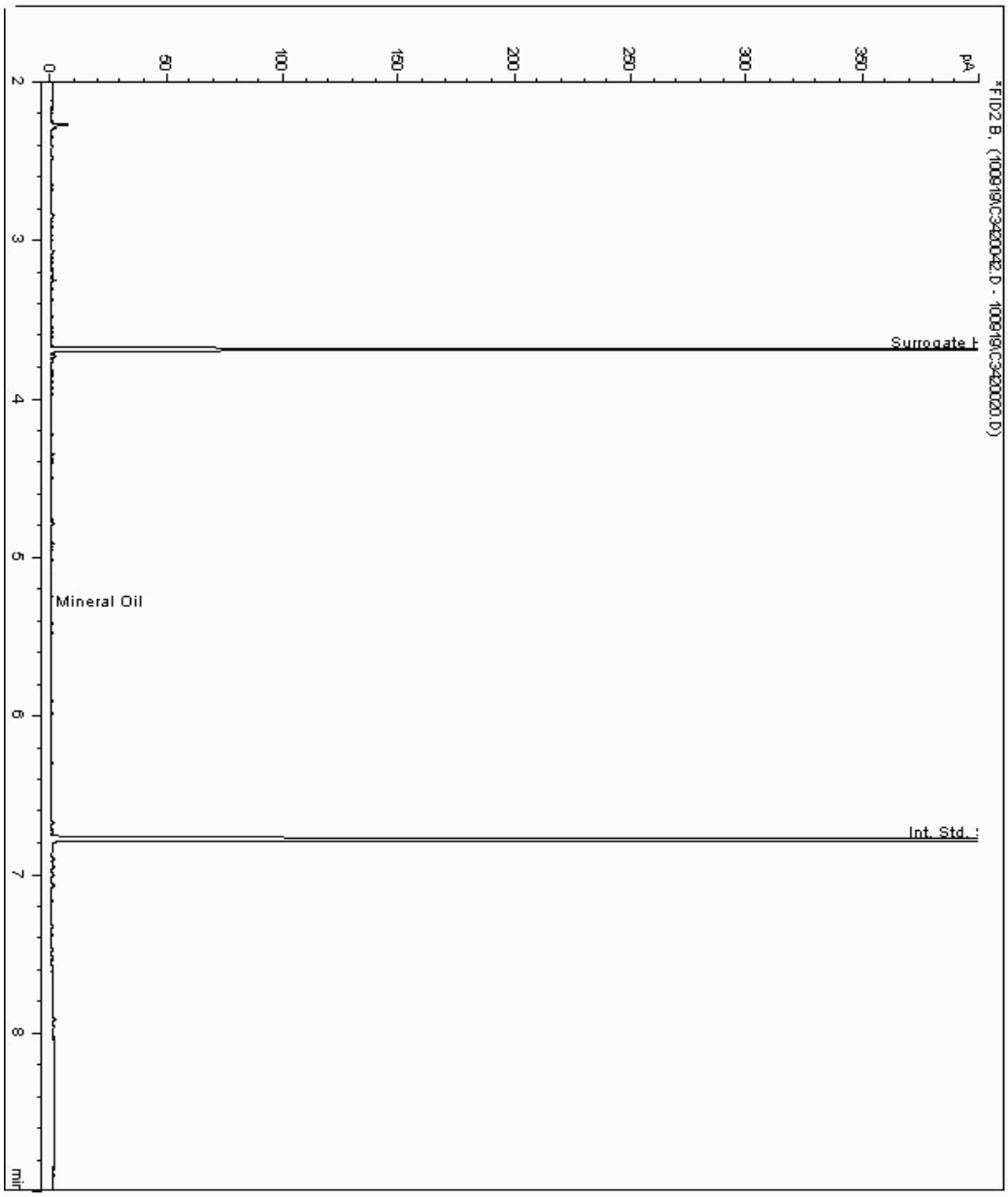

Validated

CERTIFICATE OF ANALYSIS

SDG:	191004-110	**Client Reference:**	70053735	**Report Number:**	527697
Location:	Maylands	**Order Number:**	70053735-S01	**Superseded Report:**	527629

Chromatogram

Analysis: Mineral Oil

Sample No : 20900380
Sample ID : SP9B

Depth : 0.70 - 1.00

Mineral Oil Range Organics (C10 - C40)

Sample Identity : 19630904-
Date Acquired : 11/10/2019 15:50:00 PM
Units : mg/kg
Sample Multiplier : 0.000
Dilution :

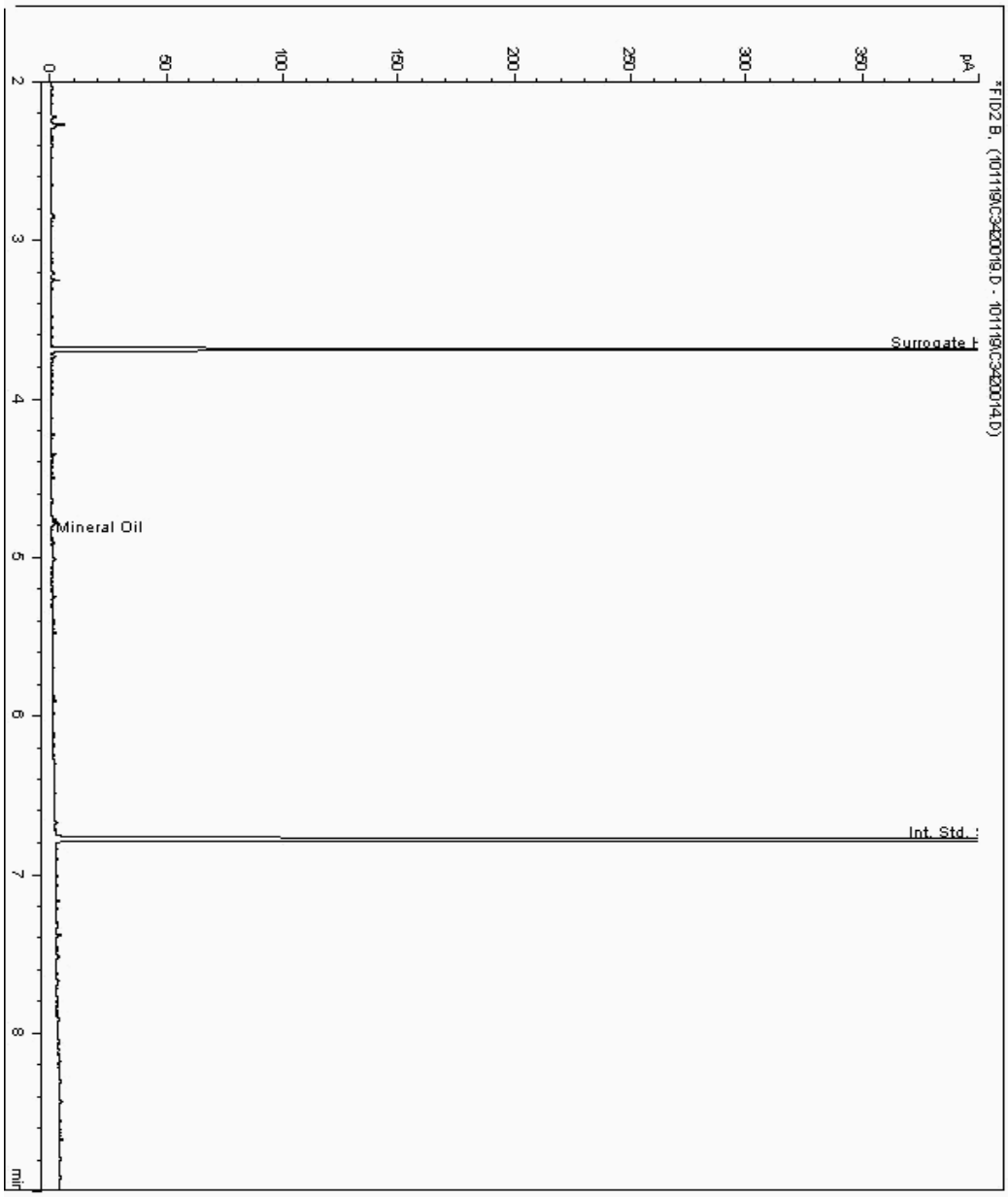

Validated

CERTIFICATE OF ANALYSIS

SDG:	191004-110	**Client Reference:**	70053735	**Report Number:**	527697
Location:	Maylands	**Order Number:**	70053735-S01	**Superseded Report:**	527629

Chromatogram

Analysis: GRO by GC-FID (S)

Sample No : 20889554
Sample ID : SP26

Depth : 0.10 - 0.30



Validated

CERTIFICATE OF ANALYSIS

SDG:	191004-110	**Client Reference:**	70053735	**Report Number:**	527697
Location:	Maylands	**Order Number:**	70053735-S01	**Superseded Report:**	527629

Chromatogram

Analysis: GRO by GC-FID (S)

Sample No : 20889567
Sample ID : SP8

Depth : 0.50 - 0.70



Validated

CERTIFICATE OF ANALYSIS

SDG:	191004-110	**Client Reference:**	70053735	**Report Number:**	527697
Location:	Maylands	**Order Number:**	70053735-S01	**Superseded Report:**	527629

Chromatogram

Analysis: GRO by GC-FID (S)

Sample No : 20889575
Sample ID : SP22S

Depth : 0.90 - 1.10



Validated

CERTIFICATE OF ANALYSIS

SDG:	191004-110	**Client Reference:**	70053735	**Report Number:**	527697
Location:	Maylands	**Order Number:**	70053735-S01	**Superseded Report:**	527629

Chromatogram

Analysis: GRO by GC-FID (S)

Sample No : 20889580
Sample ID : SP21I

Depth : 0.50 - 0.70



Validated

CERTIFICATE OF ANALYSIS

SDG:	191004-110	**Client Reference:**	70053735	**Report Number:**	527697
Location:	Maylands	**Order Number:**	70053735-S01	**Superseded Report:**	527629

Chromatogram

Analysis: GRO by GC-FID (S)

Sample No : 20891984
Sample ID : SP22N

Depth : 0.70 - 0.90



Validated

CERTIFICATE OF ANALYSIS

SDG:	191004-110	**Client Reference:**	70053735	**Report Number:**	527697
Location:	Maylands	**Order Number:**	70053735-S01	**Superseded Report:**	527629

Chromatogram

Analysis: GRO by GC-FID (S)

Sample No : 20891994
Sample ID : SP22I

Depth : 0.80 - 1.10



Validated

CERTIFICATE OF ANALYSIS

SDG:	191004-110	**Client Reference:**	70053735	**Report Number:**	527697
Location:	Maylands	**Order Number:**	70053735-S01	**Superseded Report:**	527629

Chromatogram

Analysis: GRO by GC-FID (S)

Sample No : 20891996
Sample ID : SP22K

Depth : 0.10 - 0.30



Validated

CERTIFICATE OF ANALYSIS

SDG:	191004-110	**Client Reference:**	70053735	**Report Number:**	527697
Location:	Maylands	**Order Number:**	70053735-S01	**Superseded Report:**	527629

Chromatogram

Analysis: GRO by GC-FID (S)

Sample No : 20892001
Sample ID : SP22J

Depth : 0.20 - 0.40



Validated

CERTIFICATE OF ANALYSIS

SDG:	191004-110	**Client Reference:**	70053735	**Report Number:**	527697
Location:	Maylands	**Order Number:**	70053735-S01	**Superseded Report:**	527629

Chromatogram

Analysis: GRO by GC-FID (S)

Sample No : 20892003
Sample ID : SP22G

Depth : 0.30 - 0.50



Validated

CERTIFICATE OF ANALYSIS

SDG:	191004-110	**Client Reference:**	70053735	**Report Number:**	527697
Location:	Maylands	**Order Number:**	70053735-S01	**Superseded Report:**	527629

Chromatogram

Analysis: GRO by GC-FID (S)

Sample No : 20892166
Sample ID : SP22B

Depth : 0.40 - 0.60



Validated

CERTIFICATE OF ANALYSIS

SDG:	191004-110	**Client Reference:**	70053735	**Report Number:**	527697
Location:	Maylands	**Order Number:**	70053735-S01	**Superseded Report:**	527629

Chromatogram

Analysis: GRO by GC-FID (S)

Sample No : 20892171
Sample ID : SP22P

Depth : 0.80 - 1.00



Validated

CERTIFICATE OF ANALYSIS

SDG:	191004-110	**Client Reference:**	70053735	**Report Number:**	527697
Location:	Maylands	**Order Number:**	70053735-S01	**Superseded Report:**	527629

Chromatogram

Analysis: GRO by GC-FID (S)

Sample No : 20892181
Sample ID : SP22C

Depth : 0.60 - 0.80



Validated

CERTIFICATE OF ANALYSIS

SDG:	191004-110	**Client Reference:**	70053735	**Report Number:**	527697
Location:	Maylands	**Order Number:**	70053735-S01	**Superseded Report:**	527629

Chromatogram

Analysis: GRO by GC-FID (S)

Sample No : 20892187
Sample ID : SP22E

Depth : 0.20 - 0.40



Validated

CERTIFICATE OF ANALYSIS

SDG:	191004-110	**Client Reference:**	70053735	**Report Number:**	527697
Location:	Maylands	**Order Number:**	70053735-S01	**Superseded Report:**	527629

Chromatogram

Analysis: GRO by GC-FID (S)

Sample No : 20892199
Sample ID : SP22A

Depth : 0.20 - 0.40



Validated

CERTIFICATE OF ANALYSIS

SDG:	191004-110	**Client Reference:**	70053735	**Report Number:**	527697
Location:	Maylands	**Order Number:**	70053735-S01	**Superseded Report:**	527629

Chromatogram

Analysis: GRO by GC-FID (S)

Sample No : 20892209
Sample ID : SP22D

Depth : 0.80 - 1.00



Validated

CERTIFICATE OF ANALYSIS

SDG:	191004-110	**Client Reference:**	70053735	**Report Number:**	527697
Location:	Maylands	**Order Number:**	70053735-S01	**Superseded Report:**	527629

Chromatogram

Analysis: GRO by GC-FID (S)

Sample No : 20892389
Sample ID : SP22H

Depth : 0.50 - 0.80



Validated

CERTIFICATE OF ANALYSIS

SDG:	191004-110	**Client Reference:**	70053735	**Report Number:**	527697
Location:	Maylands	**Order Number:**	70053735-S01	**Superseded Report:**	527629

Chromatogram

Analysis: GRO by GC-FID (S)

Sample No : 20892403
Sample ID : SP22M

Depth : 0.50 - 0.80



Validated

CERTIFICATE OF ANALYSIS

SDG:	191004-110	**Client Reference:**	70053735	**Report Number:**	527697
Location:	Maylands	**Order Number:**	70053735-S01	**Superseded Report:**	527629

Chromatogram

Analysis: GRO by GC-FID (S)

Sample No : 20892410
Sample ID : SP22F

Depth : 0.50 - 0.70



Validated

CERTIFICATE OF ANALYSIS

SDG:	191004-110	**Client Reference:**	70053735	**Report Number:**	527697
Location:	Maylands	**Order Number:**	70053735-S01	**Superseded Report:**	527629

Chromatogram

Analysis: GRO by GC-FID (S)

Sample No : 20893594
Sample ID : SP9B

Depth : 0.70 - 1.00



Validated

CERTIFICATE OF ANALYSIS

SDG:	191004-110	**Client Reference:**	70053735	**Report Number:**	527697
Location:	Maylands	**Order Number:**	70053735-S01	**Superseded Report:**	527629

Chromatogram

Analysis: GRO by GC-FID (S)

Sample No : 20893606
Sample ID : SP21C

Depth : 0.30 - 0.50



Validated

CERTIFICATE OF ANALYSIS

SDG:	191004-110	**Client Reference:**	70053735	**Report Number:**	527697
Location:	Maylands	**Order Number:**	70053735-S01	**Superseded Report:**	527629

Chromatogram

Analysis: GRO by GC-FID (S)

Sample No : 20893681
Sample ID : SP21B

Depth : 0.50 - 0.70



Validated

CERTIFICATE OF ANALYSIS

SDG:	191004-110	**Client Reference:**	70053735	**Report Number:**	527697
Location:	Maylands	**Order Number:**	70053735-S01	**Superseded Report:**	527629

Chromatogram

Analysis: GRO by GC-FID (S)

Sample No : 20893751
Sample ID : SP9F

Depth : 0.80 - 1.00



Validated

CERTIFICATE OF ANALYSIS

SDG:	191004-110	**Client Reference:**	70053735	**Report Number:**	527697
Location:	Maylands	**Order Number:**	70053735-S01	**Superseded Report:**	527629

Chromatogram

Analysis: GRO by GC-FID (S)

Sample No : 20893769
Sample ID : SP9D

Depth : 0.90 - 1.10



Validated

CERTIFICATE OF ANALYSIS

SDG:	191004-110	**Client Reference:**	70053735	**Report Number:**	527697
Location:	Maylands	**Order Number:**	70053735-S01	**Superseded Report:**	527629

Chromatogram

Analysis: GRO by GC-FID (S)

Sample No : 20893880
Sample ID : SP9C

Depth : 0.80 - 1.00



Validated

CERTIFICATE OF ANALYSIS

SDG:	191004-110	**Client Reference:**	70053735	**Report Number:**	527697
Location:	Maylands	**Order Number:**	70053735-S01	**Superseded Report:**	527629

Chromatogram

Analysis: GRO by GC-FID (S)

Sample No : 20894226
Sample ID : SP21A

Depth : 0.80 - 1.00



Validated

CERTIFICATE OF ANALYSIS

SDG:	191004-110	**Client Reference:**	70053735	**Report Number:**	527697
Location:	Maylands	**Order Number:**	70053735-S01	**Superseded Report:**	527629

Chromatogram

Analysis: GRO by GC-FID (S)

Sample No : 20894323
Sample ID : SP23B

Depth : 0.70 - 1.00



Validated

CERTIFICATE OF ANALYSIS

SDG:	191004-110	**Client Reference:**	70053735	**Report Number:**	527697
Location:	Maylands	**Order Number:**	70053735-S01	**Superseded Report:**	527629

Chromatogram

Analysis: GRO by GC-FID (S)

Sample No : 20894361
Sample ID : SP22L

Depth : 0.30 - 0.50



Validated

CERTIFICATE OF ANALYSIS

SDG:	191004-110	**Client Reference:**	70053735	**Report Number:**	527697
Location:	Maylands	**Order Number:**	70053735-S01	**Superseded Report:**	527629

Chromatogram

Analysis: GRO by GC-FID (S)

Sample No : 20894430
Sample ID : SP22O

Depth : 0.30 - 0.50



Validated

CERTIFICATE OF ANALYSIS

SDG:	191004-110	**Client Reference:**	70053735	**Report Number:**	527697
Location:	Maylands	**Order Number:**	70053735-S01	**Superseded Report:**	527629

Chromatogram

Analysis: GRO by GC-FID (S)

Sample No : 20894439
Sample ID : SP22T

Depth : 0.00 - 0.30



Validated

CERTIFICATE OF ANALYSIS

SDG:	191004-110	**Client Reference:**	70053735	**Report Number:**	527697
Location:	Maylands	**Order Number:**	70053735-S01	**Superseded Report:**	527629

Chromatogram

Analysis: GRO by GC-FID (S)

Sample No : 20894447
Sample ID : SP7

Depth : 0.30 - 0.50



Validated

CERTIFICATE OF ANALYSIS

SDG:	191004-110	**Client Reference:**	70053735	**Report Number:**	527697
Location:	Maylands	**Order Number:**	70053735-S01	**Superseded Report:**	527629

Chromatogram

Analysis: GRO by GC-FID (S)

Sample No : 20894485
Sample ID : SP22R

Depth : 1.00 - 1.20



Validated

CERTIFICATE OF ANALYSIS

SDG:	191004-110	**Client Reference:**	70053735	**Report Number:**	527697
Location:	Maylands	**Order Number:**	70053735-S01	**Superseded Report:**	527629

Chromatogram

Analysis: GRO by GC-FID (S)

Sample No : 20896672
Sample ID : SP9A

Depth : 0.30 - 0.50



Validated

CERTIFICATE OF ANALYSIS

SDG:	191004-110	**Client Reference:**	70053735	**Report Number:**	527697
Location:	Maylands	**Order Number:**	70053735-S01	**Superseded Report:**	527629

Chromatogram

Analysis: GRO by GC-FID (S)

Sample No : 20896694
Sample ID : SP2

Depth : 0.10 - 0.30



Validated

CERTIFICATE OF ANALYSIS

SDG:	191004-110	**Client Reference:**	70053735	**Report Number:**	527697
Location:	Maylands	**Order Number:**	70053735-S01	**Superseded Report:**	527629

Chromatogram

Analysis: GRO by GC-FID (S)

Sample No : 20896710
Sample ID : SP3

Depth : 0.30 - 0.50



Validated

CERTIFICATE OF ANALYSIS

SDG:	191004-110	**Client Reference:**	70053735	**Report Number:**	527697
Location:	Maylands	**Order Number:**	70053735-S01	**Superseded Report:**	527629

Chromatogram

Analysis: GRO by GC-FID (S)

Sample No : 20896715
Sample ID : SP1

Depth : 0.10 - 0.30



Validated

CERTIFICATE OF ANALYSIS

SDG:	191004-110	**Client Reference:**	70053735	**Report Number:**	527697
Location:	Maylands	**Order Number:**	70053735-S01	**Superseded Report:**	527629

Chromatogram

Analysis: GRO by GC-FID (S)

Sample No : 20896726
Sample ID : SP4

Depth : 0.00 - 0.20



Validated

CERTIFICATE OF ANALYSIS

SDG:	191004-110	**Client Reference:**	70053735	**Report Number:**	527697
Location:	Maylands	**Order Number:**	70053735-S01	**Superseded Report:**	527629

Chromatogram

Analysis: GRO by GC-FID (S)

Sample No : 20903207
Sample ID : SP21G

Depth : 0.20 - 0.40



Validated

CERTIFICATE OF ANALYSIS

SDG:	191004-110	**Client Reference:**	70053735	**Report Number:**	527697
Location:	Maylands	**Order Number:**	70053735-S01	**Superseded Report:**	527629

Chromatogram

Analysis: GRO by GC-FID (S)

Sample No : 20903225
Sample ID : SP21H

Depth : 0.30 - 0.50



Validated

CERTIFICATE OF ANALYSIS

SDG:	191004-110	**Client Reference:**	70053735	**Report Number:**	527697
Location:	Maylands	**Order Number:**	70053735-S01	**Superseded Report:**	527629

Chromatogram

Analysis: GRO by GC-FID (S)

Sample No : 20903243
Sample ID : SP21E

Depth : 0.30 - 0.50



Validated

CERTIFICATE OF ANALYSIS

SDG:	191004-110	**Client Reference:**	70053735	**Report Number:**	527697
Location:	Maylands	**Order Number:**	70053735-S01	**Superseded Report:**	527629

Chromatogram

Analysis: GRO by GC-FID (S)

Sample No : 20904033
Sample ID : SP21F

Depth : 0.40 - 0.60



Validated

CERTIFICATE OF ANALYSIS

SDG:	191004-110	**Client Reference:**	70053735	**Report Number:**	527697
Location:	Maylands	**Order Number:**	70053735-S01	**Superseded Report:**	527629

Chromatogram

Analysis: GRO by GC-FID (S)

Sample No : 20904050
Sample ID : SP21L

Depth : 0.70 - 0.90



Validated

CERTIFICATE OF ANALYSIS

SDG:	191004-110	**Client Reference:**	70053735	**Report Number:**	527697
Location:	Maylands	**Order Number:**	70053735-S01	**Superseded Report:**	527629

Chromatogram

Analysis: GRO by GC-FID (S)

Sample No : 20904055
Sample ID : SP21J

Depth : 0.50 - 0.70



Validated

CERTIFICATE OF ANALYSIS

SDG:	191004-110	**Client Reference:**	70053735	**Report Number:**	527697
Location:	Maylands	**Order Number:**	70053735-S01	**Superseded Report:**	527629

Chromatogram

Analysis: GRO by GC-FID (S)

Sample No : 20905912
Sample ID : SP22Q

Depth : 0.70 - 0.90