








	= Waste Imports		= Gas Routes		= Odour Control Units		= waste water flows
	= Sludge Routes		= Raw Material Inputs		= Solid Waste Routes		= sludge flows
							= chemical flows
							= UWWTD water flows