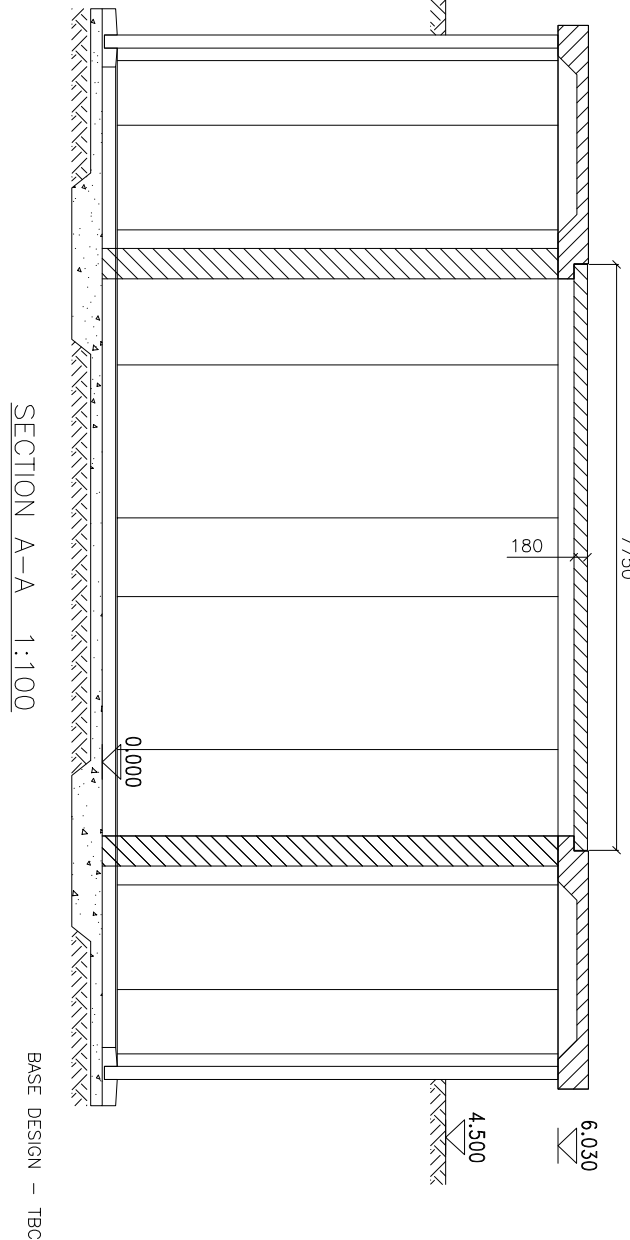
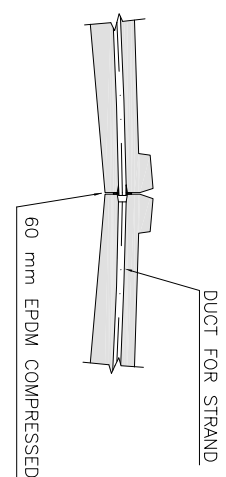


PLAN VIEW 1:100

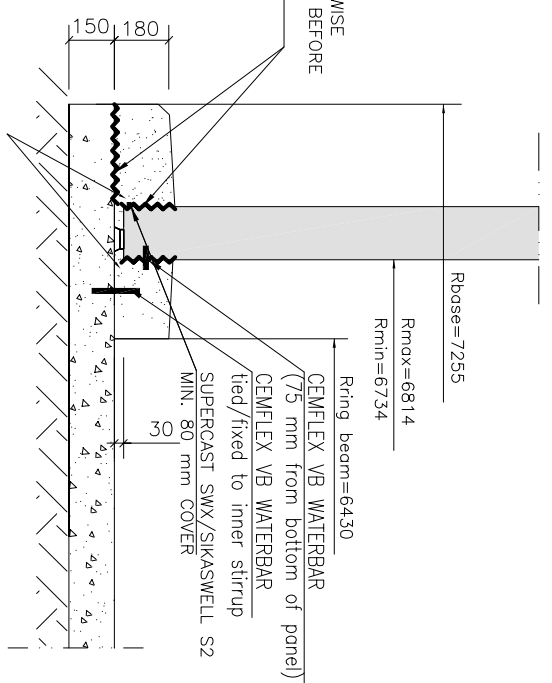


SECTION A-A 1:100

BASE DESIGN - TBC



JOINT BETWEEN WALL PANELS  
HORIZONTAL SECTION 1:25



CONCRETE FACES TO BE SAND BLASTED OR OTHERWISE MADE ROUGH (SCABBLED) BEFORE CASTING INFILL CONCRETE

JOINT BETWEEN WALL AND BASE 1:25  
CONCRETE LAYOUT

- NOTES:
- 1) ALL DIMENSIONS IN MILLIMETRES. NO DIMENSION IS TO BE SCALED FROM THE DRAWING.
  - 2) DIMENSIONAL TOLERANCES:  
RADIUS: NOMINAL AVERAGE RADIUS  
(Rnom)= +/- 35 mm FROM THEORETICAL Rmax.  
CIRCULARITY: +/- 25 mm MEASURED FROM ROOM.  
HEIGHT BETWEEN ONE PANEL TO THE OTHER: +/- 3mm  
WALL PANEL TOP FROM SIDE TO SIDE: +/- 5mm  
HEIGHT FROM ONE SIDE TANK TO ANOTHER: +/- 20mm
  - 3) SURFACE FINISH:  
FORNSIDE: FAIR  
UPSIDE: STEEL FLOATED
  - 4) ROOF IS DESIGNED FOR CHARACTERISTIC  
LIVE LOAD = 2.0 kN/m<sup>2</sup>

PANEL TYPE	N	6 m	WEIGHT APPROX. [KG]
WALL PANEL - STANDARD			4300
BUTTRESS PANEL			4400

FOR APPROVAL

COPYRIGHT A-CONSULT A/S  
This drawing is issued subject to the condition that it may not be copied, reproduced or otherwise used in any form without the written permission of A-consult A/S.  
This drawing is the property of A-consult A/S and is confidential and may not be disclosed to any third party without the written permission of A-consult A/S.

ISSUE	DESCRIPTION	DATE	INIT.
E	WALL PANEL LOCATION	10.01.2019	SV
D	roof design	10.01.2019	SV
C	roof design	04.01.2019	SV
B	roof design	14.12.2018	SV
A	FIRST ISSUE	22.11.2018	SV

**A-CONSULT**

A-CONSULT LIMITED  
THE BARN  
MANOR BUSINESS PARK  
EAST DRAVTON  
DN22 0LG - RETFORD  
TEL +44(0)1777 249444  
FAX +44(0)1777 248452  
INTERNET www.aconsult.co.uk  
e-MAIL info@aconsult.co.uk

PROJECT  
Meadow farm

CLIENT  
J H Agro

DRAWING DESCRIPTION  
GENERAL LAYOUT  
WALL/BASE DETAILS  
TYPE N6000/20+1B/2

DRAWN:	CHECKED:	SCALE (A3):
SV	RT	
REF. NO.:	DATE:	STATUS:
430541	22.11.2018	00
DRAWING NO.:	ISSUE:	
AQ430541-60-20-1001-2	E	