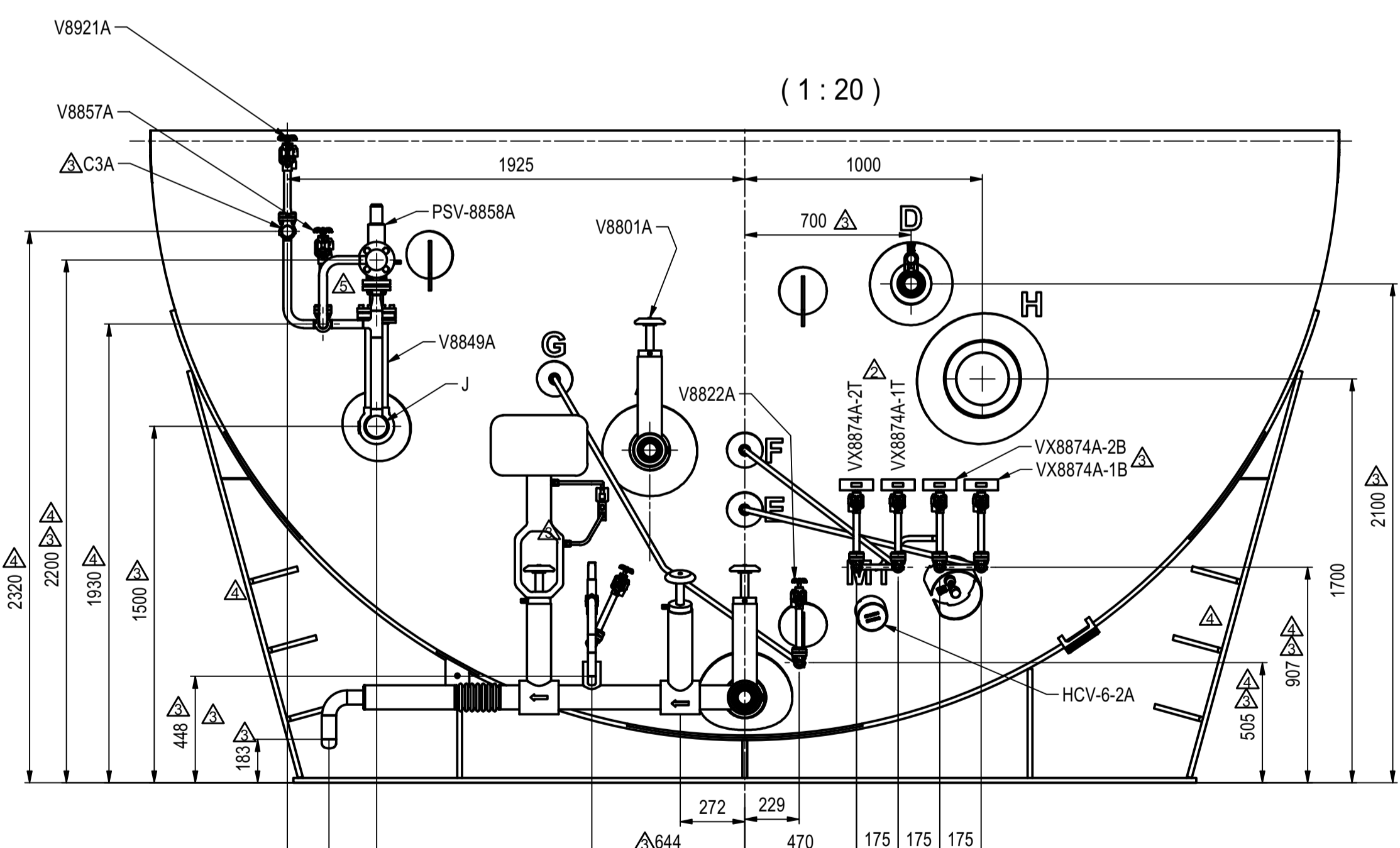
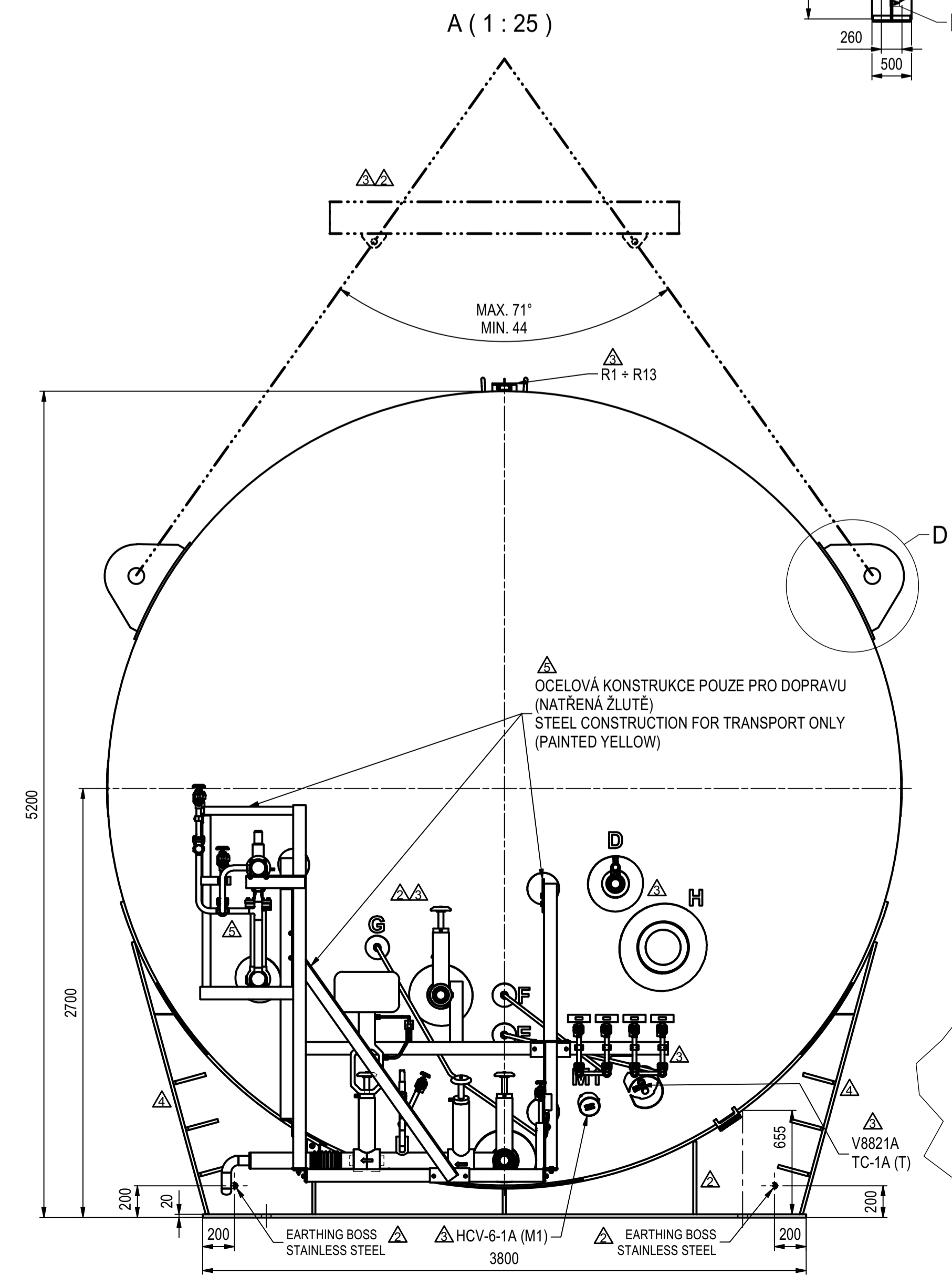
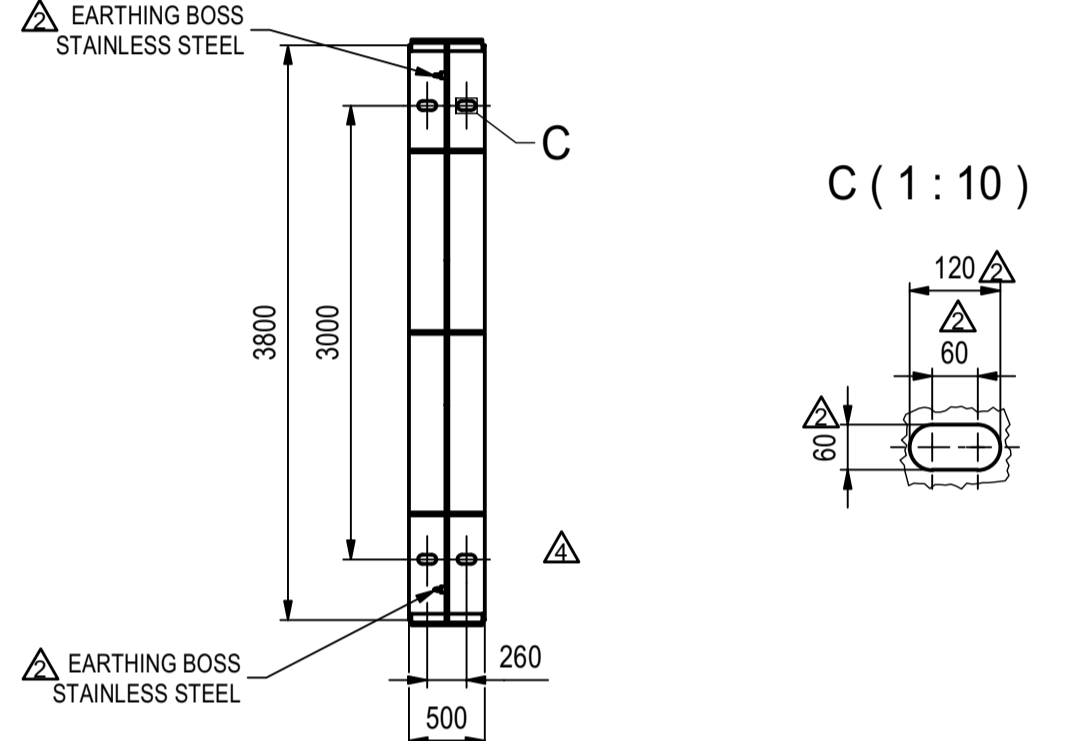


LINE	Designation	Connection size
A	TOP FILL FEED	D60,3 x 2,77
B	FILL	D60,3 x 3,91
B	TO VENT STACK	D33,4 x 2,77
D	-	D60,3 x 2,77
E	-	D21,3 x 2,11
E	-	D21,3 x 2,11
F	-	D21,3 x 2,1
F	-	D21,3 x 2,11
F	C1A	D21,3 x 2,11
F	C2A	D21,3 x 2,11
G	TRYCOCK	D21,3 x 2,11
H	-	D219,1 x 3,76
J	-	D88,9 x 3,05
J	C3A	G 1"
J	TO VENT STACK	D88,9 x 3,05
N	F1A	FLANGE WN EN 1092-1/11/B1/DN50/PN40
S	-	NPT 3"



DN	TUBE [mm]
15	21,3x2,11
50 (SCH10S)	60,3x2,77
50 (SCH40S)	60,3x3,91
80	88,9x3,05
200	219,1x3,76

LINE	SIZE DN	FUNCTION
A	50	TOP FILL
B	50	BOTTOM FILL (TO PBU)
D	50	VAPOUR LINE
E	15	LOWER LIQUID LEVEL
F	15	UPPER LIQUID LEVEL
G	15	FULL TRYCOCK 95%
H	200	SAFETY LINE & VENT (VENT STACK BY OTHERS)
J	80	PBU VAPOR RETURN
M1, M2	100	EVACUATION PORT
N	50	COMMISSIONING PURGE (REAR)
S	80	VACUUM PORT
T	-	VACUUM GAUGE PORT
R1 + R13	ID130	VACUUM RELIEF VALVE

SPECIFICATION	
DESIGN CODE OF INNER VESSEL	ASME CODE Section VIII, Div 1 (CE Stamp PED Module G Category IV)
DESIGN CODE OF OUTER JACKET	EN 13458-2
MATERIAL OF INNER VESSEL	SA240 TYPE 304/304L
MATERIAL OF OUTER JACKET	P275NL2
FLUID / FLUID DENSITY	LHY (71 kg/m ³)
MAX. ALLOWABLE WORKING PRESSURE INNER VESSEL	3,5 bar
MAX. ALLOWABLE WORKING PRESSURE OUTER JACKET	-1,013 bar
MIN. / MAX. ALLOWABLE TEMPERATURE INNER VESSEL	-254 / +65 °C
MIN. / MAX. ALLOWABLE TEMPERATURE OUTER JACKET	-40 / +65 °C
DESIGN PRESSURE INNER VESSEL	4,54 bar
DESIGN PRESSURE OUTER JACKET	1,013 bar
TEST PRESSURE INNER VESSEL	6,5 bar
LEAK TEST METHOD FOR INNER VESSEL AND OUTER JACKET	INTEGRAL HELIUM TEST, WARM AND COLD VACUUM RETENTION TEST
NONDESTRUCTIVE TESTING INNER VESSEL	100% RT / UT (VESSEL, ANULAR PIPELINES, NOZZLES) FROM THE INSIDE BEFORE PRESSURE TEST, FROM THE OUTSIDE AFTER PRESSURE TEST, CLOSE WELD FROM THE OUTSIDE AFTER PRESSURE TEST
NONDESTRUCTIVE TESTING OUTER JACKET	PT (LIFTING LUGS, SADDLES)
EXTERNAL PIPING	100% RT / UT, VIP - INTEGRAL HELIUM TEST AND WARM VACUUM RETENTION TEST
GEOM. VOLUME OF INNER VESSEL	490 m ³
NET VOLUME (95% FILL)	465 m ³
CAPACITY OF OUTER JACKET ANNULAR SPACE	166 m ³
INSULATION TYPE ANNULAR SPACE	80 LAYERS MLI + VACUUM
WEIGHT EMPTY TANK	113 300 kg
WEIGHT LHY (95%)	33 100 kg
OPERATION WEIGHT	146 400 kg
WIND LOAD	64,9 m/s ACC. TO ASCE 7-16 ; 27 m/s ACC. TO EN1991-1-4
SEISMIC LOAD	0,35 ACC. TO ASCE 7-16 ; 0,022g ACC. TO EN 1998-1
SNOW LOAD	0,7 kN/m ² (EN 1991-1-3)

Rev. / Revis	ECN / ECR	ECN / ECR	Popis / Revisions Description	Datum / Date	Provedl / Drawn	Přezkoušel / Checked	Schválil / Approved
5	X		Zpracování připomínek zákazníka / Customer comments incorporated	21.08.2023	Barvínek	Muzika	Štašek
4	X		Zpracování připomínek zákazníka / Customer comments incorporated	11.04.2023	Barvínek	Špinka	Štašek
3	X		Zpracování připomínek zákazníka / Customer comments incorporated	28.02.2023	Barvínek	Špinka	Štašek
2	X		Zpracování připomínek zákazníka / Customer comments incorporated	25.09.2022	Barvínek	Špinka	Štašek
1	X		Původní provedení / Original Issue	25.09.2022	Barvínek	Špinka	Štašek

Měřítko / Scale: 1:50	Poznámka / Note:	Cek h.m. [kg] / Tot.Mass [kg]	Formát / Form: A1
NEPŘEDPISANÉ TOLERANCE DLE SPEC. ZT04322 / UNLESS OTHERWISE NOTED, TOLERANCES ACC. ZT04322			
BY COPYRIGHT, PATENT, UTILITY MODEL, REGISTERED DESIGN, OR TRADEMARK, IT MUST NOT BE REPRODUCED, IN PART OR IN WHOLE, OR USED FOR PURPOSES OTHER THAN IT IS EXPLICITLY SUPPLIED FOR. ANY INFRINGEMENT WILL BE SUBJECT TO LEGAL PROSECUTION. © 22.10.2022 Chart Ferox, s.r.o.			
Číslo výkresu / Drawing No.: H1006281_R5	Název / Title: GENERAL ARRANGEMENT HTH 490/3,5 LHY	Číslo listu / Sheet No.: 1	Formát / Form: A1