

# **Essex Tyre Recycling**

---

## **FIRE PREVENTION PLAN**

**EMS-FPP-01**

**Version 3, dated 14 August 2025**

---

**Land at 6 Maypole Crescent  
Darent Industrial Park  
Erith  
DA8 2JZ**

---

<b>Essex Tyre Recycling</b>		<b>Fire Prevention Plan</b>	
Document Reference: EMS FPP 01		Issue Number: 3	Issue Date: 14 August 2025

**DOCUMENT CONTROL SHEET**

<b>Version Reference</b>	<b>Date</b>	<b>Reason for Change</b>	<b>Issued by</b>
1	25.11.2024	New permit	ARC
2	11.2.2025	Update NGR	ARC
3	14.08.2025	Permit Variation	ARC

<b>Essex Tyre Recycling</b>	<b>Fire Prevention Plan</b>	
Document Reference: EMS FPP 01	Issue Number: 3	Issue Date: 14 August 2025

## CONTENTS

<b>1</b>	<b>INTRODUCTION.....</b>	<b>1</b>
1.1	Purpose.....	1
1.2	Scope.....	1
1.3	Roles and Responsibilities.....	1
1.4	The Site.....	2
<b>2</b>	<b>COMMON CAUSES OF FIRE.....</b>	<b>4</b>
2.1	Arson.....	4
2.2	Plant and Equipment.....	4
2.3	Electrics.....	4
2.4	Discarded Smoking Materials.....	4
2.5	Hot Works.....	5
2.6	Industrial Heaters.....	5
2.7	Hot Exhausts.....	5
2.8	Sources of Ignition.....	5
2.9	Batteries.....	5
2.10	Leaks and Spillages.....	5
2.11	Build-up of Loose Combustible Waste, Dust and Fluff.....	6
2.12	Reaction between Wastes.....	7
2.13	Waste Acceptance and Deposited Hot Loads.....	7
2.14	Hot and Dry Weather.....	7
<b>3</b>	<b>PREVENT SELF COMBUSTION.....</b>	<b>8</b>
3.1	Material Receipt, Treatment and Storage.....	8
3.2	Waste Acceptance.....	8
3.3	Waste storage times, Stock Management and Rotation.....	8
3.4	Waste and product storage stacks.....	9
3.5	Prevent Fire Spread.....	10
3.6	Fire Quarantine Area.....	11
<b>4</b>	<b>FIRE DETECTION AND MANAGEMENT.....</b>	<b>12</b>
4.1	Detecting and Suppressing Fires.....	12
4.1	Fire Fighting Techniques.....	12
4.2	Managing Fire Water.....	14
4.3	Water Supplies.....	15
4.4	Incident Management.....	15
4.5	Contingency.....	15

<b>Essex Tyre Recycling</b>	<b>Fire Prevention Plan</b>	
<b>Document Reference: EMS FPP 01</b>	<b>Issue Number: 3</b>	<b>Issue Date: 14 August 2025</b>

## 1 Introduction

This document provides the Fire Prevention Plan for the waste facility on land at 6 Maypole Crescent, Darent Industrial Park, Erith, DA8 2JZ. Essex Tyre Recycling Limited (ETR) is a local business managing waste tyres.

The waste tyres will be received at the site, baled and exported from the site. The site operates in accordance with Standard Rules permit SR2021 No13 storage and mechanical treatment of end-of-life tyres for recovery. However, a bespoke permit is now required due to changing the permit boundary, annual tonnage and maximum storage capacity.

Version 2 was approved by the Environment Agency in April 2025 when the permit was first issued.

### 1.1 Purpose

The primary purpose of this Fire Prevention Plan (FPP) is to guide staff and contractors in the prevention of fire. This FPP also confirms the actions to be taken in the event of fire to minimise any impact on the environment and to control the fire where appropriate.

The objectives of the Fire Prevention Plan are:

- Minimise the likelihood of fire happening.
- Aim for a fire to be extinguished within 4 hours.
- Minimise the spread of fire within the site and to neighbouring sites.

### 1.2 Scope

This FPP has been prepared in accordance with Environment Agency guidance.<sup>1</sup> It covers combustible wastes that are collected as part of the operator's business. No chemicals or aerosols are accepted at the site. If these are encountered, they will be treated as non-compliant and stored in the quarantine area.

### 1.3 Roles and Responsibilities

The Director has the overall responsibility for ensuring these procedures are adhered to. The Site Manager is specifically responsible for:

- Ensuring the adequate training of staff and contractors working on site regarding the content of these procedures.
- Ensuring the adequate provision of resources such as personal protective equipment (PPE).
- Ensuring the provision and maintenance of handheld fire extinguishers and other firefighting equipment at the site is adequate.

<sup>1</sup> <https://www.gov.uk/government/publications/fire-prevention-plans-environmental-permits/fire-prevention-plans-environmental-permits>

<b>Essex Tyre Recycling</b>	<b>Fire Prevention Plan</b>	
<b>Document Reference: EMS FPP 01</b>	<b>Issue Number: 3</b>	<b>Issue Date: 14 August 2025</b>

#### 1.4 The Site

The facility is located on land within 6 Maypole Crescent, Darent Industrial Park, Erith, DA8 2JZ. The site is centred at NGR TQ 53833 77809. The Environmental Permit boundary is shown on Drawing ETR/MC/EP/02.

The site is in an industrial estate, which is surrounded by industrial uses.

A map of key receptors within 1km is shown in Annex A.

##### 1.4.1 Training, Awareness and Visitors

All staff and contractors working on-site will be aware of this FPP and will understand its contents.

Through site inductions and on-going staff awareness and training, the Director will ensure that all relevant staff and contractors will:

- Understand what they must do during a fire.
- Know where the fire prevention plan is kept.
- Participate in an annual exercise to test the FPP plan and to identify staff training requirements.

For visitors to the site:

- They will be escorted at all times.
- They will understand the no smoking policy for the site.

In accordance with the Environmental Management System (EMS) all training will be recorded. Records will be kept in the site office. A training form is provided in Annex B.

Any new staff will receive induction training during their first week. This will include an introduction to the permit and Fire Prevention Plan. All existing staff will receive training on fire prevention within the first week of the permit being issued. Refresher training will take place every six months, with a full fire plan exercise taking place annually.

If the FPP or EMS is updated, staff will be notified within 1 week of the change occurring.

The Director will ensure staff and contractors follow safe working practices when undertaking all activities which pose a fire, health and safety and environmental risks, such as those set out in this Fire Prevention Plan.

Management System (EMS) all training and awareness raising will be recorded.

##### 1.4.2 Activities at the Site

The site will receive waste tyres collected from the company's waste collection business. ETR collect tyres only from garages and other sources. As the collection is carried out by ETR staff, the risk of non-compliant waste being accepted is extremely low.

The drivers will only collect waste tyres from the customer. Any requests to remove other non-permitted wastes will be rejected at this stage.

On arrival at the site, the driver will report to the site office and provide paperwork. The driver will then unload the tyres in the reception area.

<b>Essex Tyre Recycling</b>	<b>Fire Prevention Plan</b>	
<b>Document Reference: EMS FPP 01</b>	<b>Issue Number: 3</b>	<b>Issue Date: 14 August 2025</b>

Any tyre casings will be removed at this point, with the metal being placed into a container.

The loose tyres will be baled. The baler will be in a covered area. The bales will be removed by a forklift and placed into a storage area.

The current permit allows the operator to store 100 tonnes at any one time. The additional land will allow the operator to store 200 tonnes at any one time. Whilst this is double the current permit limit, the site is doubling in area.

The operator will also sort pre-worn tyres which can be re-sold, store lorry tyres (which are not waste) and export tyres for sale (not waste).

The following mobile equipment will be used:

- Forklift
- Baler

A site layout plan showing the fire prevention plan measures is shown on Drawing No ETR-MC-FPP-01. The wider area is shown on Drawing No. ETR-MC-FPP-02.

<b>Essex Tyre Recycling</b>	<b>Fire Prevention Plan</b>	
Document Reference: EMS FPP 01	Issue Number: 3	Issue Date: 14 August 2025

## 2 Common Causes of Fire

The following have been identified as potential causes of fire.

### 2.1 Arson

The following security features will reduce fire risks, particularly from vandalism and operational risks:

- The waste reception, storage and treatment areas are within a secured compound.
- There are two gated entrances to the site, both will be locked when the site is closed.
- The facility will always be manned during routine operations.
- CCTV will be provided, linked to staff mobile phones.
- The facility is secured with perimeter fencing.
- The industrial estate has 24 hour security. There is only one access point to the estate, which is gated. The out of hours security is a manned service at the main gate to the estate. This deters unauthorised entry to the entire estate. There is a security office at the main gate and CCTV which provides 24 hour recording.
- Additional site security for out of hours at the site will be provided.
- All functions of security will be checked daily and information recorded on the Daily Checks Form Annex D.

### 2.2 Plant and Equipment

The operations will have a low requirement for plant and machinery. There will be a forklift used to move bales. The tyres will be manually fed into the baler.

A programme of routine planned maintenance will be provided for each item of plant and machinery, to prevent breakdown and faults which may pose a fire risk. The plant will be checked daily before use and will also be subject to routine maintenance in accordance with manufacturers specifications.

A list of essential items will be prepared to ensure that an adequate supply of spare parts can be provided on site. This will include items such as fuses, switches and bearings. This will enable efficient repairs to be made on site to avoid process delays. There is a tool shed located within the office compound.

A fire extinguisher will be kept in the cab of each vehicle.

All faults needing corrective action will be reported to the Site Manager to be implemented.

### 2.3 Electrics

Any electrical installations will be fully certified by a suitably qualified person. These will be checked on an annual basis.

### 2.4 Discarded Smoking Materials

The site will be no smoking. Smoking will on be permitted outside of the permitted boundary. This is reinforced with training and site notices.

<b>Essex Tyre Recycling</b>	<b>Fire Prevention Plan</b>	
Document Reference: EMS FPP 01	Issue Number: 3	Issue Date: 14 August 2025

## 2.5 Hot Works

At this stage it is not envisaged that regular hot works or welding will be required. However, if such works are required, then this work will be carried out by personnel with a permit to work, in an area away from combustible materials. On completion, the site manager will carry out a fire watch. This will take place immediately on completion and again at the end of the working day.

## 2.6 Industrial Heaters

No industrial heaters will be used at the site.

## 2.7 Hot Exhausts

At the end of each working day, the plant will be parked away from the waste storage areas, as shown on the site plan.

The site is not generally dusty, and the likelihood of dust settling on hot exhausts is considered low. The site manager will check the plant is parked correctly at the end of each day. This will include a fire watch at the end of the day as part of the site closure checks. The purpose of the fire watch is to ensure that no dust settles on the hot exhaust and engine parts of any vehicle.

The site has a low probability of generating dust due to the nature of the operations. No shredding will take place.

## 2.8 Sources of Ignition

There are no naked flames, heating pipes, light bulbs, space heaters, furnaces or incinerators at the site.

The site will be a no smoking facility.

## 2.9 Batteries

Batteries will not be accepted at the site.

The site will not accept batteries from End-of-Life Vehicles.

The company will only collect waste tyres. The drivers will not accept batteries from any customer whilst collecting tyres.

## 2.10 Leaks and Spillages

Fuel storage will be in accordance with Oil Storage Regulations. A fuel tank may be used at the site. This will be a double skinned, bunded tank. Plant re-fuelling will be undertaken by fully trained staff.

The spillage procedure will be implemented in the event of a leak or spillage from site vehicle or waste delivery/collection vehicles. A spill kit will be kept in the site office. All staff will be trained in the use of the spill kit. Spillages may be caused by:

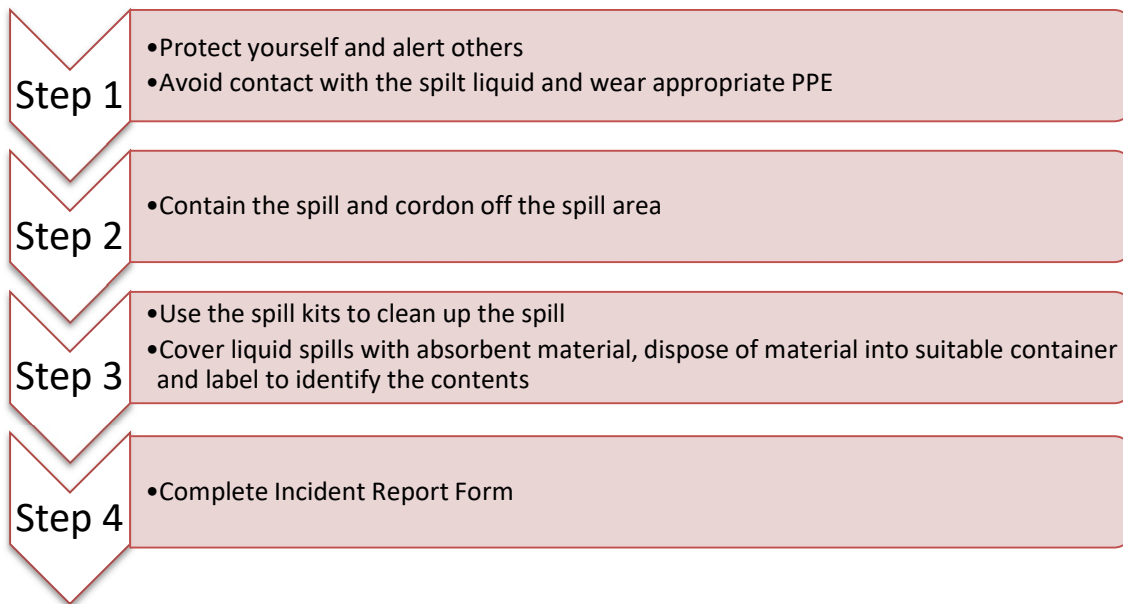
- Machinery and fuel/oil leaks from vehicles
- Fuel leak from tank/during loading.

<b>Essex Tyre Recycling</b>	<b>Fire Prevention Plan</b>	
Document Reference: EMS FPP 01	Issue Number: 3	Issue Date: 14 August 2025

Spillages and impacts from spillages will be prevented by:

- Controlling vehicle manoeuvring will be controlled
- Regular maintenance of plant and machinery
- Spill kits maintained in site office
- Double skinned tank or drip tray provided

The spillage procedure is:



Spill kits will be maintained at the facility to respond to any spill incident. The spill kits will include:

- absorbent pads
- disposable bag and tie
- disposable gloves

The contents of any spillage clean-up will be bagged and sent to an authorised facility for disposal.

### **2.11 Build-up of Loose Combustible Waste, Dust and Fluff**

Good housekeeping will be maintained at all times to ensure dust and litter are prevented from accumulating on site. The operation is low scale and will only bale waste tyres. Tyres will be kept in their largest form.

As part of the daily checks, signs for litter and debris around the site will be recorded and action taken to remove such materials. The general cleanliness of the site will be checked throughout the working day. The following specific inspections will be carried out:

<b>Essex Tyre Recycling</b>	<b>Fire Prevention Plan</b>	
Document Reference: EMS FPP 01	Issue Number: 3	Issue Date: 14 August 2025

- At least daily - The TCM will carry out an inspection of the site to ensure safe storage, access and egress. Particular attention will be required to identify any potential fire hazards when opening the site in the morning and prior to securing the site at the end of each shift. Any cleaning requirements will be implemented.
- Weekly – Detailed clean of the site

### **2.12 Reaction between Wastes**

The site does not store wastes which are incompatible.

### **2.13 Waste Acceptance and Deposited Hot Loads**

The following actions will be taken to prevent fire arising from a hot load:

- The waste will be inspected on arrival. This includes checking that the waste and the paperwork, is compliant with the permit and is not hot.
- If the load is observed to be smouldering, the vehicle will not be allowed to deposit its load. Instead, it will be kept outside the site.
- The fire extinguishers will be used. If necessary, the fire service will be contacted.
- If a load is found to be smouldering once it has been deposited, if deemed safe to do so, fire extinguishers will be used.
- No more waste will be deposited until the smouldering waste has been dealt with and the Site Manager has confirmed it is cooled and no longer a fire risk.

All staff will be trained to be vigilant for hot loads. All incidents of hot loads will be recorded on the Site Diary.

### **2.14 Hot and Dry Weather**

Tyres will be stored loose outside. Baling will take place inside. This will prevent any direct sunlight.

During hot and dry weather conditions, the operator will apply cooling spray to the waste storage areas.

<b>Essex Tyre Recycling</b>	<b>Fire Prevention Plan</b>	
<b>Document Reference: EMS FPP 01</b>	<b>Issue Number: 3</b>	<b>Issue Date: 14 August 2025</b>

### 3 PREVENT SELF COMBUSTION

The site will be operated in accordance with a management system. Operational Procedures will set out how the site will be operated and provide procedures for the day to day site operations including daily checks, training, and plant maintenance. Some procedures are directly relevant to this FPP and have therefore also been included. In addition to following the Operational Procedures, the following reasonable actions will be taken to minimise the risk of fire, in accordance with Environment Agency guidelines.

#### 3.1 Material Receipt, Treatment and Storage

##### 3.1.1 Waste capacity

The permitted annual throughput will be up to 10,000 tonnes. No more than 200 tonnes of waste tyres will be stored at any one time.

No waste shall be kept on site for longer than 3 months.

#### 3.2 Waste Acceptance

Prior to waste being collected, ETR will advise customers that it cannot receive other wastes such as hazardous waste or batteries.

The drivers will check the waste at the point of collection. Any issues at this point will be reported to the customer. The driver will not accept any waste other than tyres.

Waste acceptance procedures are as follows.

**Documentation.** The driver will arrive at the site and provide a Waste Transfer Note to the site office, and the load will be recorded.

**Visual checks.** The vehicle will unload the tyres into the reception area. As the waste is unloaded, a visual check will be carried out to ensure that the waste is acceptable.

**Exit from site.** The driver will then leave the site.

Any incidents of non-conformance will be recorded in the site diary and corrective action taken.

The Site Manager will keep a record of the waste loads being delivered. As part of the site checks at the start of each working day, an estimate of the waste being stored will be maintained. This will be recorded in the site diary and the TCM will request that containers nearing capacity to be exchanged.

#### 3.3 Waste storage times, Stock Management and Rotation

The waste will typically be received and baled within 24-48 hours. Any metal waste will be removed daily. In any event, no waste will be kept on site for longer than 3 months.

Waste tyres will be received, and any metal rims will be removed and placed into a container. The tyres will then be manually loaded into the baler. The bales will be removed to a holding area outside. The operator will have pre-arranged collections throughout the week to ensure the capacity is maintained. The bales will be removed on a first in / first out principle.

The site has contingency plans in place in the event that outlets become unavailable.

<b>Essex Tyre Recycling</b>	<b>Fire Prevention Plan</b>	
<b>Document Reference: EMS FPP 01</b>	<b>Issue Number: 3</b>	<b>Issue Date: 14 August 2025</b>

The operations do not include screening, shredding or chipping activities. The main operation is to bale the tyres. The waste will therefore remain in its largest form which reduces the likelihood of self-combustion.

The operations are based on a continuous process to maintain the operational capacity required for the incoming waste vehicles. The waste will be sorted after it has been unloaded. The operator will have pre-arranged collections booked throughout the week to maintain capacity.

### 3.3.1 Stock Rotation

Tyres will be continuously baled and the bales removed from the site to maintain capacity. Bales will be removed on a first in / first out principle.

Bales will be stored in a staggered formation.

All staff will be trained in this procedure.

### 3.3.2 Reduce the Exposed Metal Content and Proportion of Fines

The site will store mixed metal in one container.

No treatment of metal will take place.

### 3.3.3 Monitoring Temperature

The waste will be visible and will not be stored in large stockpiles. In addition, the tyres will be continually processed throughout the working day. The metal waste in a container will not be stored long enough to justify temperature checking.

### 3.3.4 Controlling Temperature

During the Daily Checks the site manager will also check for any signs of combustion and hotspots. Hotspots are unlikely to occur given that:

- The wastes are stored within containers;
- The waste is baled in a building and not subject to direct sunlight.
- Continuous process of treatment and removal to maintain storage capacities; and
- The waste is stored for less than three months.

However, if the Site Manager is aware of localised warming, it will be dissipated by turning the waste or applying a cooling water spray using the water hose. There is a dust suppression system around the site which will be activated to keep the waste cool.

## 3.4 Waste and product storage stacks

The following storage limits will apply:

<b>Essex Tyre Recycling</b>	<b>Fire Prevention Plan</b>	
Document Reference: EMS FPP 01	Issue Number: 3	Issue Date: 14 August 2025

**Table 1 – Storage Limits**

Waste Type	Storage	Storage Area (Maximum)	Max. Height	Max. Volume	Storage Time (Maximum)
Waste Reception	Pile*	10mx10m 100m <sup>2</sup>	4m	80m <sup>3</sup>	24-48 Hours
Bales (Bay A)	Bales	6m x 3.6m 21.6m <sup>2</sup>	4m	86.4m <sup>3</sup>	24-48 Hours
Bales (Bay B)	Bales	4.5m x 6m 27m <sup>2</sup>	4m	108m <sup>3</sup>	24-48 Hours
Metal	Container	4.2m x 1.8m 7.56m <sup>2</sup>	1.8m	13.6m <sup>3</sup>	Daily

\* Pile is based on a heap with a central height of 4m, falling to 2m around the sides. Site Area is based on available land, not uniform dimensions. Dimensions are not based on uniform volume.

The dimension of one bale is 1.5m x 1.2m x 0.75m high.

Up to 120 baled tyres could be stored in the main yard. ETR will have pre-arranged collections of baled tyres to maintain capacity. Collection vehicles will be booked in advance, and collections make 3-4 times per week. This will allow the operator to continue receiving tyres and maintain capacity.

With reference to the EA guidance, the maximum pile size for loose tyres and baled tyres is 450m<sup>3</sup> and 300m<sup>3</sup> respectively. Neither limit will be exceeded.

#### 3.4.1 Storage Bays/Separation Distances

There will be a separation distance of 6m between the loose tyres and the baled tyres.

The storage areas will be separated from the site boundary using concrete walls, that have a fire resistance of at least 120 minutes.

#### 3.4.2 Waste Stored in Containers

Only metal will be stored in a container. This will be emptied daily.

The container will be an open topped top skip, kept undercover.

The container is orientated to enable it to be lifted quickly and moved to the quarantine area if required.

### 3.5 Prevent Fire Spread

#### 3.5.1 Separation Distances

Separation distances apply to waste piles. The only waste piles on site will be the incoming waste and bales. There will be a separation distance of 6m between the loose tyres and the baled tyres. The bales will be stored in concrete bays.

#### 3.5.2 Fire Walls

The storage areas will be separated from the site boundary using concrete walls, that have a fire resistance of at least 120 minutes.

<b>Essex Tyre Recycling</b>	<b>Fire Prevention Plan</b>	
Document Reference: EMS FPP 01	Issue Number: 3	Issue Date: 14 August 2025

### 3.5.3 Storing Waste in Bays

Only the incoming tyres and bales will be stored in bays. The rear wall will be 3m high. The waste will be stored at a height of 2m against the wall to minimise fire spread.

### 3.6 Fire Quarantine Area

A Fire Quarantine Area is required to manage any incoming hot loads and to also provide an area that could be used to place burning waste to reduce the spread of fire.

The Fire Quarantine Area is a dedicated emergency or quarantine area, with a clear area of at least 6m around the perimeter, which is always available, see Drawing No ETR-MC-FPP-01. The allocated area is approximately 3m x 5m (15m<sup>2</sup>) and would be able hold 50% of the largest waste pile (40m<sup>3</sup>). Or it could hold 64 bales (4m x 4m x 4m high).

In the event of a fire, burning waste, if safe to do so, waste will be moved to the Fire Quarantine Area using machinery.

The Fire Quarantine Area will be marked on the ground.

#### 3.6.1 Signage

Signage will be positioned throughout the facility showing Fire Exits and the position of extinguishers and other relevant firefighting equipment. All waste storage areas will be clearly marked.

<b>Essex Tyre Recycling</b>	<b>Fire Prevention Plan</b>	
Document Reference: EMS FPP 01	Issue Number: 3	Issue Date: 14 August 2025

## 4 FIRE DETECTION AND MANAGEMENT

### 4.1 Detecting and Suppressing Fires

All staff are trained to be vigilant in terms of fire detection.

The site will be inspected daily by the TCM. This will involve a check at the start of the day and end of the day. The TCM is based at the site.

There will be 4 site operatives working during the operational hours. Their role involves removing tyres from any casing and placing the tyres into the baler. Staff will also observe conditions that may lead to a fire, for example, signs of smouldering, smoke or flames.

CCTV is provided with remote access and the TCM will be able check this throughout the working day.

With reference to the guidance, the detection system should be proportionate to the nature and scale of the waste management activity. In this case, the volumes of waste being handled are low and all the waste will be processed continuously, with baled tyres being removed daily. No waste will be left inside the building overnight.

Fire detection during the day time will be site based operatives (the site is manned at all times during the operational hours). For out of hours, there is a security guard that carries out hourly patrols. The CCTV is also active, and any movement will notify the site manager. The site manager will contact the security guard to carry out an urgent patrol.

#### 4.1.1 Suppression

No fire suppression system will be installed. The site will be manned during the operational hours. No waste will be left inside the building during the night.

Site staff will commence fire fighting as described below.

The site will also have out-of-hours security. They will be trained to check for signs of fire during their hourly walks of the site. In the event of a fire, they will be able to notify the relevant staff and if safe to do so can start fire fighting.

The day to day operations will aim to clear the site of all baled tyres by the end of each working day. There may be occasions when a load of baled waste remains on site overnight.

### 4.1 Fire Fighting Techniques

#### 4.1.1 Active Fire Fighting

Fire extinguishers will be provided strategic points around the site. A fire extinguisher will also be provided in the mobile plant and waste collection vehicles.

The extinguishers will be for Class A fires (fires caused by materials such as paper, fabric, wood).

The site will store IBCs for water storage. This will be fitted with a hose connection and used to cool the waste. The hose will have a 30m reach which will serve the whole site.

During the normal working hours, in the event of a fire being detected, the following steps will be taken:

<b>Essex Tyre Recycling</b>	<b>Fire Prevention Plan</b>	
Document Reference: EMS FPP 01	Issue Number: 3	Issue Date: 14 August 2025

<b>Fire Response Procedure – Operational Hours.</b>		
<b>Action</b>		<b>Responsible Person</b>
1.	Raise the alarm.	All
2.	<p><b>Small scale fire</b> – Cordon off the area and direct employees to a safe area. Deploy Boom. Attempt to control the fire using the appropriate equipment kept on site (Extinguishers or water). If it becomes clear that the fire cannot be dealt with safely and effectively by site personnel, evacuate the site and contact the Fire Brigade on 999.</p> <p><b>Large scale fire</b> – Do not attempt to control the fire. Evacuate all personnel from the site and contact the Fire Brigade on 999. Notify neighbouring properties.</p>	Site Manager
3.	Report the situation to the Fire Brigade on their arrival.	Site Manager
4.	Once the fire has been extinguished, seek the advice of the Fire Brigade on future precautionary action.	Site Manager
5.	Clear up any fire water as necessary.	Site Manager
6.	Inform the Environment Agency of the incident.	Site Manager
7.	Record the fire using the Incident Record Sheet	Site Manager

<b>Essex Tyre Recycling</b>	<b>Fire Prevention Plan</b>	
Document Reference: EMS FPP 01	Issue Number: 3	Issue Date: 14 August 2025

<b>Fire Response Procedure – Our of Hours.</b>		
<b>Action</b>		<b>Responsible Person</b>
1.	Raise the alarm. Contact the Site Manager.	Security Guard
2.	<b>Small scale fire</b> – Attempt to control the fire using the appropriate equipment kept on site (Extinguishers or water). If it becomes clear that the fire cannot be dealt with safely and effectively, contact the Fire Brigade on 999. <b>Large scale fire</b> – Do not attempt to control the fire. Evacuate all personnel from the site and contact the Fire Brigade on 999. Notify neighbouring properties.	Site Manager
3.	Update Site Manager on arrival and assist Fire Brigade on their arrival.	Site Manager
4.	Once the fire has been extinguished, seek the advice of the Fire Brigade on future precautionary action.	Site Manager
5.	Clear up any fire water as necessary.	Site Manager
6.	Inform the Environment Agency of the incident.	Site Manager
7.	Record the fire using the Incident Record Sheet	Site Manager

The contact list of emergency numbers in Annex C will be retained in the Site Office and updated as required by the Site Manager.

#### **4.2 Managing Fire Water**

Assuming a scenario in which the waste in reception bay was on fire, the following fire water management would be required:

Litre/min/1m <sup>3</sup> of waste (l) <sup>a</sup>	6.6
Largest combustible pile (m <sup>3</sup> )	108
Litre per minute required (l)	720
Litres over three hours (l)	129,600
Storage volume <sup>b</sup> (l)	137,600

<b>Essex Tyre Recycling</b>	<b>Fire Prevention Plan</b>	
<b>Document Reference: EMS FPP 01</b>	<b>Issue Number: 3</b>	<b>Issue Date: 14 August 2025</b>

<sup>a</sup> Based on EA guidance that 2000l /minute of water is required for a 300m<sup>3</sup> stockpile for three hours

<sup>b</sup> Including 16cm high boom across the site, connecting concrete walls. Area of containment is 860m<sup>2</sup>, storage assumes at least 160mm barrier around the site (met either through bay walls, kerbs and boom).

The controls set out above demonstrate that fire water would be contained on site.

To remove any contained fire water from the site, it will be possible to use a tanker to extract the fire water from the drainage system and containment area.

### 4.3 Water Supplies

Water supplies for firefighting will include:

- **Mains water supply.** Mains water is available on site. This will be used to supply IBCs with hoses for small incidents or for cooling waste. Each hose will be 30m in length.
- **Hydrant.** The two closest hydrants on Maypole Crescent are within 60m and 80m from the site entrance (ETR-MC-FPP-02).
- **Water Tanks.** 4,000l storage in IBCs.
- **Fire service water supply truck.** The nearest fire station is Bexley, which is 4 miles from the site (14 minute drive time).

### 4.4 Incident Management

In the event of an incident, all waste will be diverted to a third party operator. The operator has alternative sites that could be used during an incident.

In the event of a fire related incident the Emergency Services will be contacted. When safe to do so the Environment Agency will be contacted. In addition, depending on the nature/location of the fire, the emergency contact details will be used to notify utilities providers such as gas supplier.

Once the fire has been extinguished and the site has been deemed safe to enter, an assessment of the fire damage will be made. Arrangements will be made to tanker away the fire water. Any fire residues will be loaded into containers and removed from the site for disposal. Both the firewater and fire residues will be transported by registered carriers to permitted facilities.

The plant will be checked by the manufacturer to ensure that it remains fit for purpose. The concrete and drainage will be checked and repaired as required.

The cause of the fire will be investigated to understand what occurred and what measures need to be in place to prevent a recurrence. Advice will be sought from the Fire Service and this Fire Prevention Plan updated accordingly.

### 4.5 Contingency

ETR recognises that even with well planned maintenance, contingency plans must be in place in the event of a serious breakdown. However, the site only operates one mobile plant.

To ensure all permitted waste quantities are adhered to and no amenity issues or increased fire risks are caused, before the operation commences the Director will ensure it has:

<b>Essex Tyre Recycling</b>	<b>Fire Prevention Plan</b>	
<b>Document Reference: EMS FPP 01</b>	<b>Issue Number: 3</b>	<b>Issue Date: 14 August 2025</b>

- Contacted relevant plant hire companies to source alternative equipment if required.
- Prepared a list of primary sites that will take the waste.
- Prepared a list of alternative facilities to take the waste.

The wastes managed are not subject to seasonality.

In the event of a fire at the site, the Site Manager will:

1. Notify all drivers to divert to another waste facility immediately via radio/mobile phone; and
2. Will contact the primary sites that will be used in the event of a fire to check their ability to accept the waste.

### Annex A: Location of Key Receptors

The receptors shown below are within 1km of the site (green line). The site is located within an industrial/commercial area and is remote from sensitive receptors. The predominant wind is from the south west.



## Receptors

The receptors immediately surrounding the site are listed below. Other occupants include waste management and car repair workshops/MOT test centres.

Distance from Main Operational Site

Receptor	Type	Distance and Direction from Permitted site
Maypole Crescent	Road	Immediately East
Darent Valley Path	Public right of Way	80m East
River Darent	River	120m East
River Thames	River	295m North
Crayford Marshes	Open space	280m East 180m West
Crayford Marshes Local Wildlife Site	Ecology	20m North East

The purple line marks the inner boundary of the Crayford Marshes Local Wildlife Site

There are no residential properties, hospitals, care homes or schools within 1km of the site.



**Annex C: Emergency Contact Numbers**

<b>Name &amp; Address</b>		<b>Telephone Number</b>
Environment Agency	General Enquiries:	03708 506 506
	Incident Hotline Reporting:	0800 80 70 60
Electricity Supplier	National Power Cut Helpline	105
	UK Power Networks	0800 028 0247
Gas supplier	National Gas Emergency Service	0800 111 999
HSE	Incident Contact Centre	0345 300 9923
	Incident Hotline	0151 922 9235
Local Authority Emergency Services	Environmental Health	02098218186
Emergency Services (Fire/Police/Ambulance)	Emergency	999
	Non-Emergency	101
Nearest Hospital	Queen Elizabeth Hospital	020 8836 6000

**Annex C: Local Contact Numbers**

<b>Name &amp; Address</b>		<b>Telephone Number</b>
Central Transit Spares Repairs	7c Maypole Crescent	01322350860
Mercedes Used Parts	7b Maypole Crescent	07796 385473
Pulp Friction	9a Maypole Crescent	01322 951 041
Rhino	11 Maypole Crescent	01322 472580

### Annex D: Daily Check Sheet

Date						
Checked By (Initials)						
Compliance (Y/N)						
Gates and Fences						
Access road (cleanliness)						
Signage condition						
Litter						
Evidence of vandalism						
Capacity of Loose Tyre Storage Area						
Capacity of baled storage area						
Check building						
Evidence of leaks or seeps						
Fire Watch check – storage capacities, Fire Quarantine area						
Fire Fighting Equipment						
Parked vehicles in correct location						
<p>Actions – report any actions or incidents to site manager. Site Manager to provide further details in diary including works to repair any damage, action taken for amenity management (e.g. litter picking).</p>						

**To Be Completed at the Start of Day and End of Day**

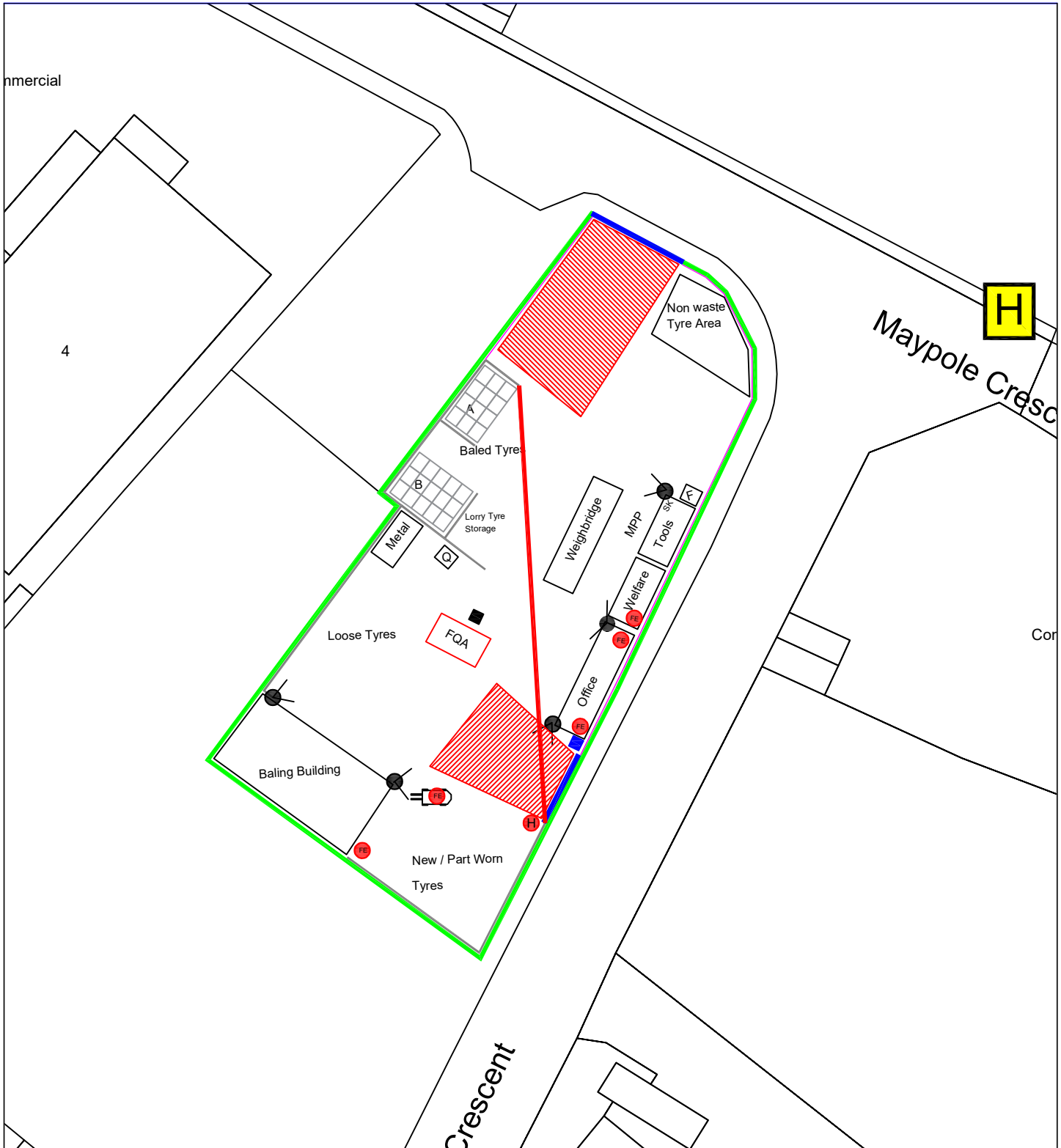
**Annex E: Daily Check Sheet – Mobile Plant (or use Vehicle Defect Sheet)**

Check list (Tick for compliant, cross for non-compliant and complete comments)

	Plant:	M	T	W	T	F	S	Comments
Item	Check for							
Tyres	Wear/damage/security							
Engine, Water	Correct levels, leaks							
Lights and warning devices	Correct operation							
Hydraulic System/ All pipes	Correct operation							
Service/Parking Brake	Correct operation							
Forks	Wear/damage/security							
Assess Body work	Damage							
Guards / Glass	Damage/breakage							
Air conditioning / heater	Correct operation							
Greasing points	Cleaned and greased							
Radiator blown out / air filter	Free from debris							

Any defects must be reported to the site office immediately and a record made in the comments





KEY:

- |  |                              |    |                     |
|--|------------------------------|----|---------------------|
|  | Access for Fire Service      | F  | Fuel                |
|  | FQA                          | SK | Spill Kit           |
|  | Fire Quarantine Area         | Q  | Quarantine Area     |
|  | MPP                          |    | IBC (1,000)         |
|  | Fire boom Stored in office   |    | Fire Extinguisher   |
|  | Fence                        |    | Fire Hydrant        |
|  | Concrete Wall/Kerb           |    | Hose with 30m reach |
|  | CCTV                         |    | Gated Entrance      |
|  | Drain Guard stored in office |    |                     |

Any fire water will be contained using the concrete wall/kerb and boom to seal the site. There is one drain on site that will be covered in the event of a fire.



Client: **Essex Tyre Recycling**

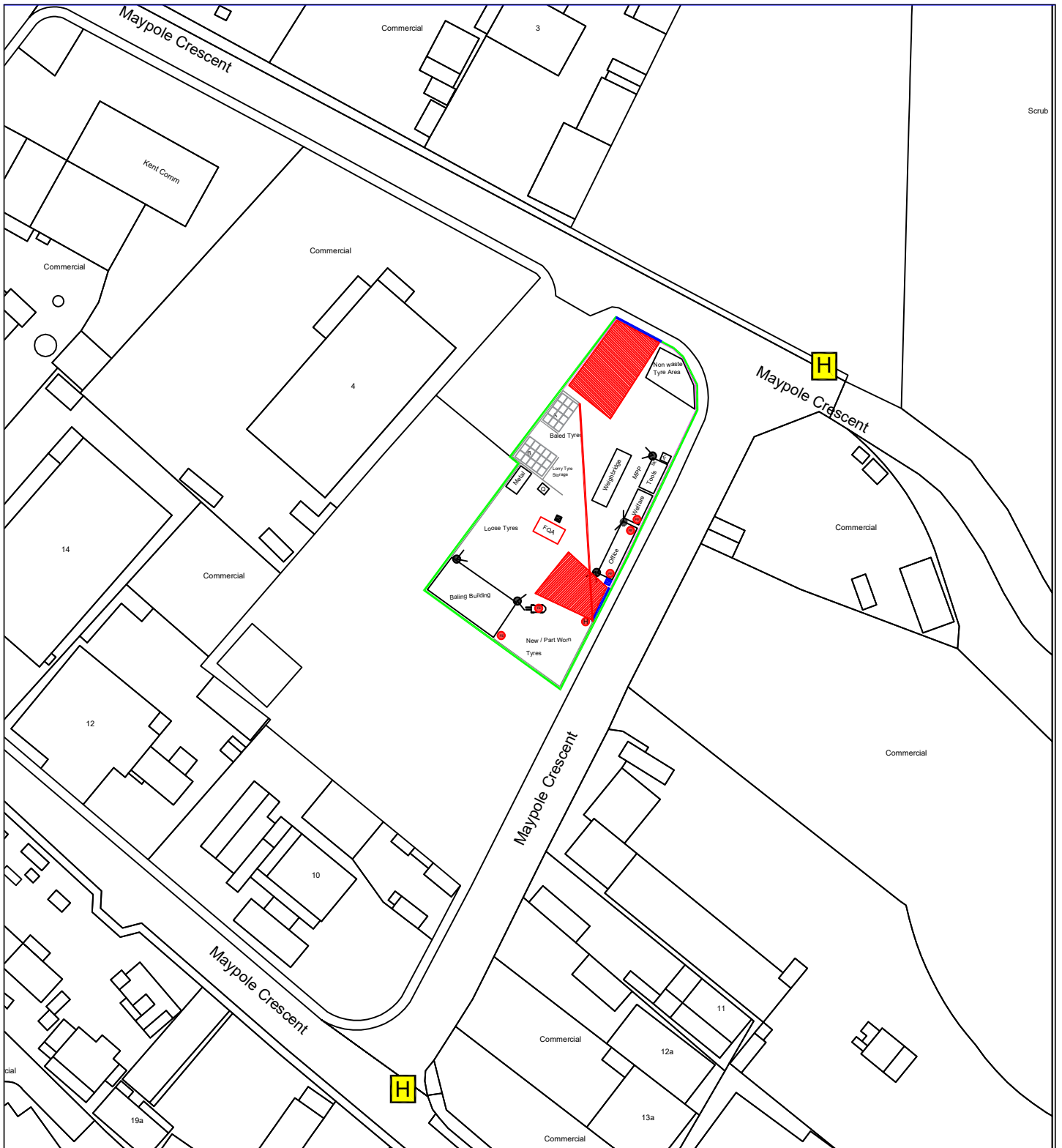
Project: **Fire Prevention Plan**  
 Land at 6 Maypole Crescent  
 Darent Industrial Estate  
 Erith  
 DA8 2JZ

August 2025

Scale: 1:500

ARC

Drg No: ETR/MC/FPP/01 C



Fire Hydrant



Permit Boundary



Client: **Essex Tyre Recycling**

Project: Fire Prevention Plan - Wider Area  
 Land at 6 Maypole Crescent  
 Darent Industrial Estate  
 Erith  
 DA8 2JZ

August 2025

Scale: 1:1000

ARC

Drg No: ETR/MC/FPP/02 B