











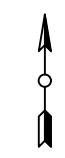


- KEY:**
-  SITE BOUNDARY
(BOUNDARY INDICATED BY OUTSIDE EDGE OF THE LINE)
 -  HYDROGEN ELECTROLYSERS
 -  HYDROGEN STORAGE TANK
 -  HIGH VOLTAGE ROOM
 -  LOW VOLTAGE ROOM
 -  COMPRESSOR, AIR/N2 TANK AND PRODUCTION
 -  DNO SUBSTATION BUILDING
 -  VENT
 -  CONTROL ROOM MAINTENANCE STORAGE
 -  WASTE WATER BUFFER TANK WITH PUMP
 -  FEED WATER BUFFER TANK
 -  TRANSFORMER

SHEET 1 OF 2



2	BM	CA	IB	2023-12-21	updated discharge connection point to S1
1	BM	CA	IB	2023-12-14	FIRST ISSUE
ISSUE	DRAWN	CHKD	APPD	DATE	REVISION NOTES

PURPOSE	COORDINATES
PLANNING	OSGB 1936
SCALE	DATUM
1:1,250 @A3	N/A
LAYOUT DRAWING	T-LAYOUT NO
N/A	N/A

PROJECT TITLE
NORTHFLEET GREEN HYDROGEN FACILITY

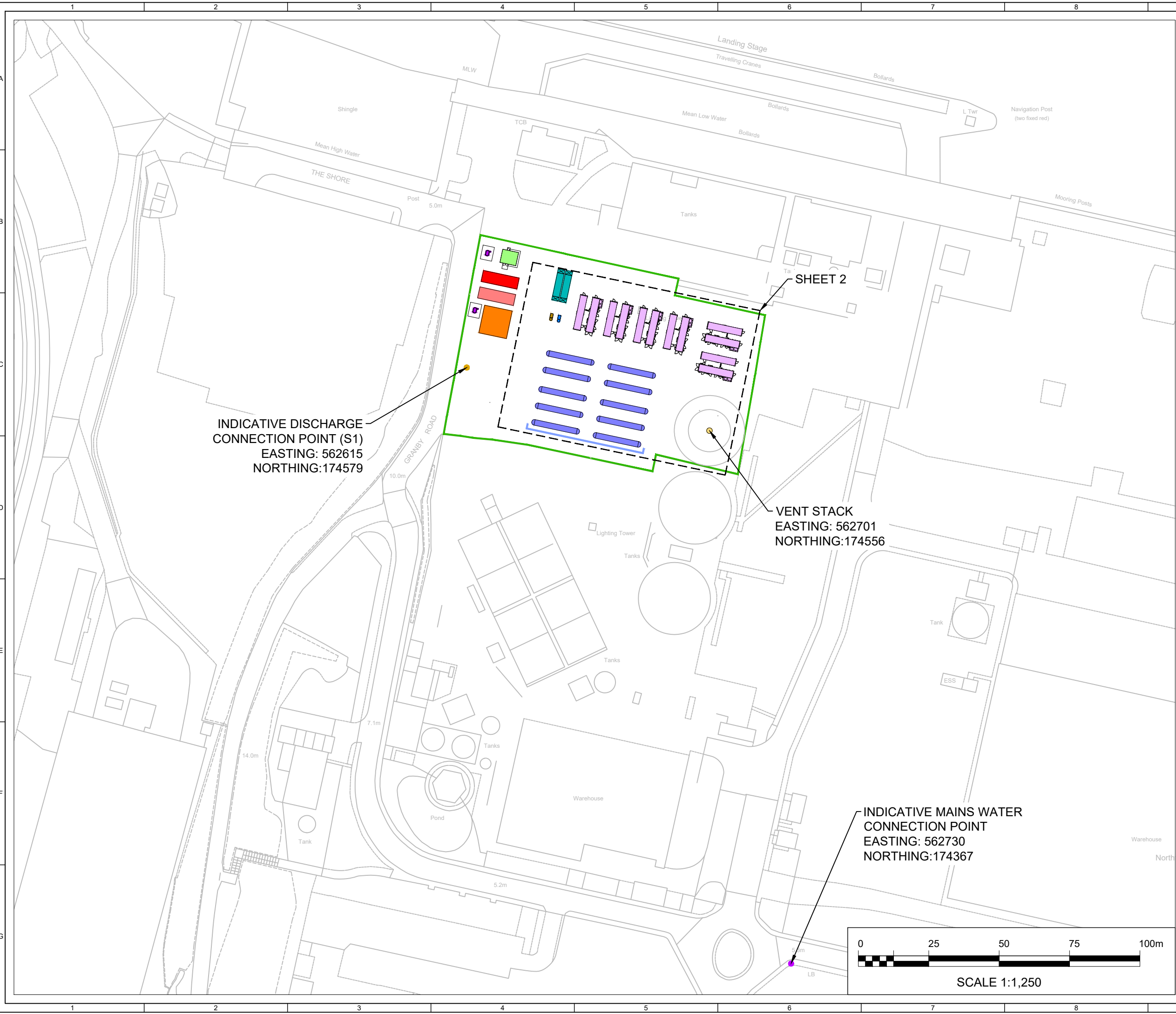
DRAWING TITLE
ENVIRONMENTAL PERMIT PLAN

RES DRAWING NUMBER	REV
05135-RES-PRO-DR-PE-003	2

THIS DRAWING IS THE PROPERTY OF RENEWABLE ENERGY SYSTEMS LIMITED AND NO REPRODUCTION MAY BE MADE IN WHOLE OR IN PART WITHOUT PERMISSION



BEAUFORT COURT,
EGG FARM LANE,
KINGS LANGLEY,
HERTS WD4 8LR, UK
TEL +44 (0) 1923 299200
WWW.RES-GROUP.COM















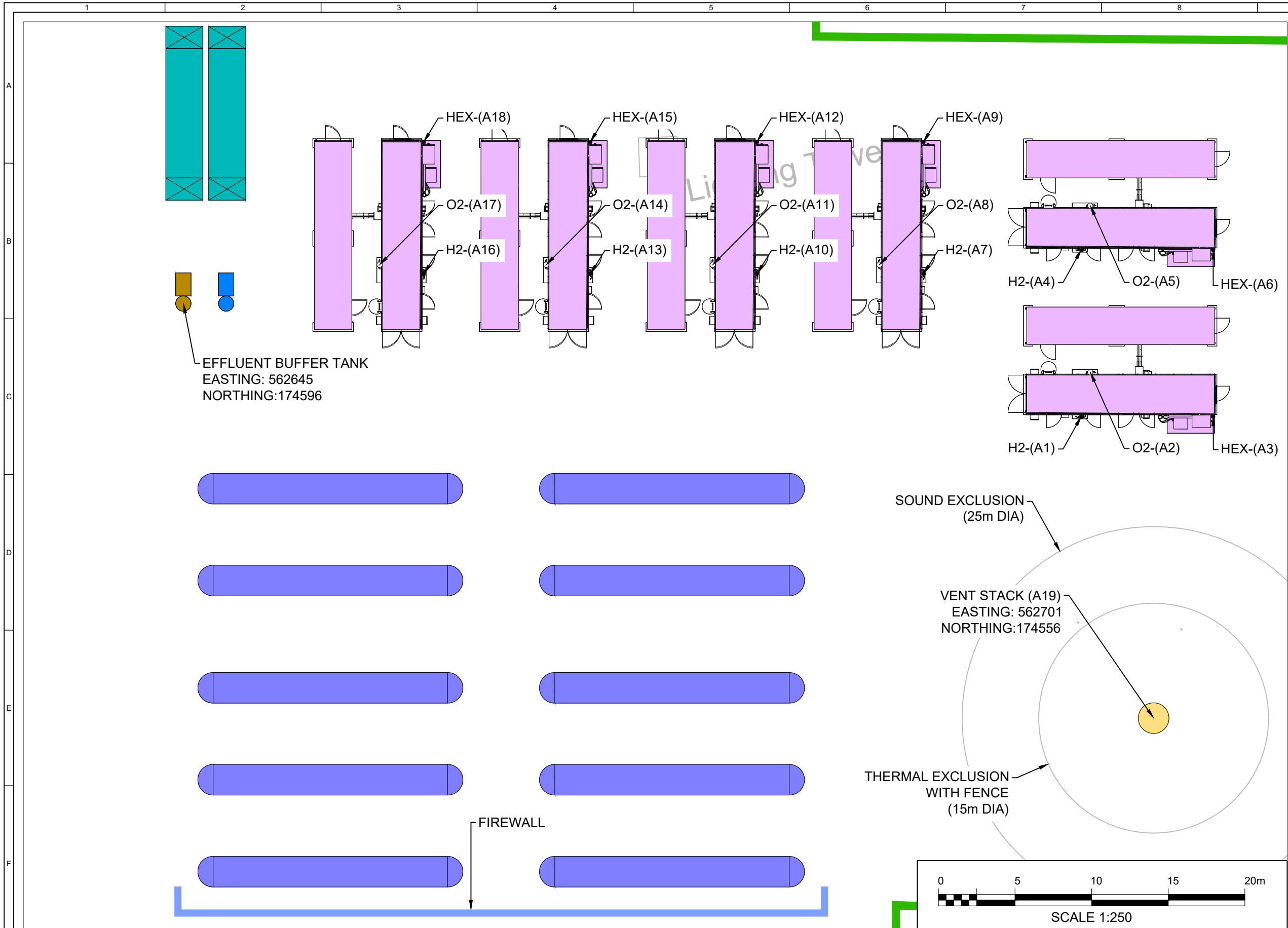
INDICATIVE DISCHARGE CONNECTION POINT (S1)
EASTING: 562615
NORTHING: 174579

VENT STACK
EASTING: 562701
NORTHING: 174556

INDICATIVE MAINS WATER CONNECTION POINT
EASTING: 562730
NORTHING: 174367



- KEY:**
-  SITE BOUNDARY
(BOUNDARY INDICATED BY OUTSIDE EDGE OF THE LINE)
 -  HYDROGEN ELECTROLYSERS
 -  HYDROGEN STORAGE TANK
 -  HIGH VOLTAGE ROOM
 -  LOW VOLTAGE ROOM
 -  COMPRESSOR, AIR/N2 TANK AND PRODUCTION
 -  DNO SUBSTATION BUILDING
 -  VENT
 -  CONTROL ROOM MAINTENANCE STORAGE
 -  WASTE WATER BUFFER TANK WITH PUMP
 -  FEED WATER BUFFER TANK
 -  TRANSFORMER



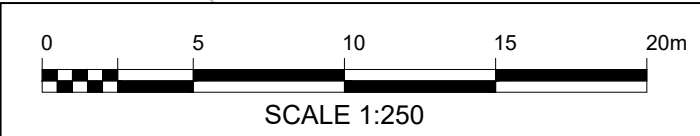
EFFLUENT BUFFER TANK
EASTING: 562645
NORTHING: 174596

SOUND EXCLUSION
(25m DIA)

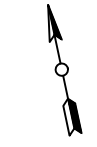
VENT STACK (A19)
EASTING: 562701
NORTHING: 174556

THERMAL EXCLUSION
WITH FENCE
(15m DIA)

FIREWALL



SHEET 2 OF 2



2	BM	CA	IB	2023-12-21	updated discharge connection point to S1
1	BM	CA	IB	2023-12-14	FIRST ISSUE
ISSUE	DRAWN	CHKD	APPD	DATE	REVISION NOTES
PURPOSE				COORDINATES	
PLANNING				OSGB 1936	
SCALE				DATUM	
1:250 @A3				N/A	
LAYOUT DRAWING				T-LAYOUT NO	
N/A				N/A	

PROJECT TITLE
**NORTHFLEET GREEN
HYDROGEN FACILITY**

DRAWING TITLE
**ENVIRONMENTAL PERMIT
PLAN**

RES DRAWING NUMBER	REV
05135-RES-PRO-DR-PE-003	2

THIS DRAWING IS THE PROPERTY OF RENEWABLE ENERGY SYSTEMS LIMITED AND NO REPRODUCTION MAY BE MADE IN WHOLE OR IN PART WITHOUT PERMISSION



BEAUFORT COURT,
EGG FARM LANE,
KINGS LANGLEY,
HERTS WD4 8LR, UK
TEL +44 (0) 1923 299200
WWW.RES-GROUP.COM

HYDROGEN VENT STACKS		
SR NO	EASTING	NORTHING
H2-(A1)	562701	174577
H2-(A4)	562703	174587
H2-(A7)	562692	174588
H2-(A10)	562682	174590
H2-(A13)	562671	174592
H2-(A16)	562661	174596

OXYGEN VENT STACKS		
SR NO	EASTING	NORTHING
O2-(A2)	562702	174579
O2-(A5)	562704	174589
O2-(A8)	562690	174589
O2-(A11)	562679	174591
O2-(A14)	562668	174593
O2-(A17)	562658	174596

HEX VENT STACKS		
SR NO	EASTING	NORTHING
HEX-(A3)	562709	174575
HEX-(A6)	562711	174585
HEX-(A9)	562694	174596
HEX-(A12)	562684	174598
HEX-(A15)	562673	174601
HEX-(A18)	562662	174603