


COOLING WATER
PIPEWORK BETWEEN
STEAM TOWERS AND
COOLING TOWERS



SIX STEEL STORAGE
CONTAINERS ON CAR
PARK AREA

KEY PLANT ITEMS

- 1 RK CARBONISATION FURNACE
- 2 ABATEMENT PLANT (LESNI)
- 3 No.17 PIT FURNACE
- 4 RAPID CARBON FURNACE
- 5 No.10 FURNACE
- 6 No.9 FURNACE
- 7 No.11 FURNACE
- 8 No.12 FURNACE
- 9 No.13 FURNACE
- 10 No.14 FURNACE
- 11 HEATING COIL (13 OFF)
- 12 No.4 BOILER
- 13 No.2 BOILER
- 14 No.1 BOILER
- 15 No.3 BOILER
- 16 PUMPHOUSE & WATER TREATMENT EQUIPMENT
- 17 CUTTING & LAYING UP CLOTH AREA
- 18 HEAT TREATMENT – OLD FACILITY
- 19 HEAT TREATMENT – NEW FACILITY
- 20 CLOTH CELL EXTRACTION
- 21 DCE UNICELL FILTER DUST COLLECTOR
- 22 DCE UNICELL FILTER DUST COLLECTOR
- 23 DCE UNICELL FILTER DUST COLLECTOR
- 24 HEAT TREATMENT – OLD FACILITY EXTRACTION SYSTEMS (2-OFF)
- 25 HEAT TREATMENT – NEW FACILITY EXTRACTION SYSTEMS (2-OFF)
- 26 RK CARBONISATION – OLD INCINERATOR
- 27 RK CARBONISATION HOOD EXTRACTION

SUB STATIONS & TRANSFORMERS

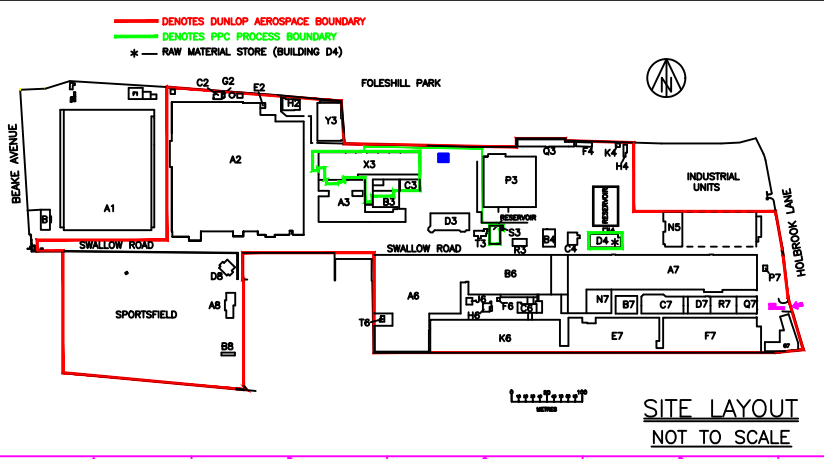
- 28 SUB STATION 20
- 29 TRANSFORMER COMPOUND
- 30 TRANSFORMERS (No.12 & No.13 FURNACES)
- 31 TRANSFORMER No. 11 FURNACE
- 32 TRANSFORMER No. 14 FURNACE
- 33 SUB STATION 20A
- 34 TRANSFORMER COMPOUND

COOLING TOWERS

- 35 COOLING TOWER (No.14 FURNACE)
- 36 COOLING TOWER (No.12 FURNACE)
- 37 COOLING TOWER (No.13 FURNACE)
- 38 COOLING TOWER (No.11 FURNACE)
- 39 COOLING TOWER (No.9 & 10 FURNACES)

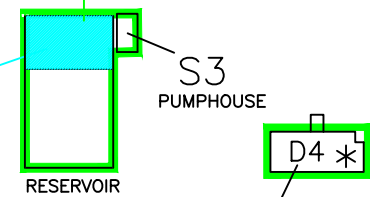
ADDITIONAL PLANT

- 40 Cooling system HT. Plant
- 41 Propane Dosing Storage Tanks.



SITE LAYOUT
NOT TO SCALE

COOLING TOWERS
OVER RESERVOIR



* – RAW MATERIAL STORE (BUILDING D4)

— DENOTES PPC PROCESS BOUNDARY

ISSUE	DATE	DRAWN	CHECKED	MODIFICATION	OPERATIONS DIRECTOR	MANAGER C.V.D.	TEAM LEADER C.V.D.	MANAGER ALLIARY	MANAGER SITE FACILITIES	SAFETY & ENV. OFFICER	CHIEF OF SECURITY
3	FEB 11	RP									
2	MAY 06	AJ									
1	FEB. 06	AJ									

TITLE MAIN PLANT ITEMS IN PPC BOUNDARY (CVD)	DRG.No. WE 3260/B
--	---------------------------------

WE 3260/B
 DRS.No.
 WFE