




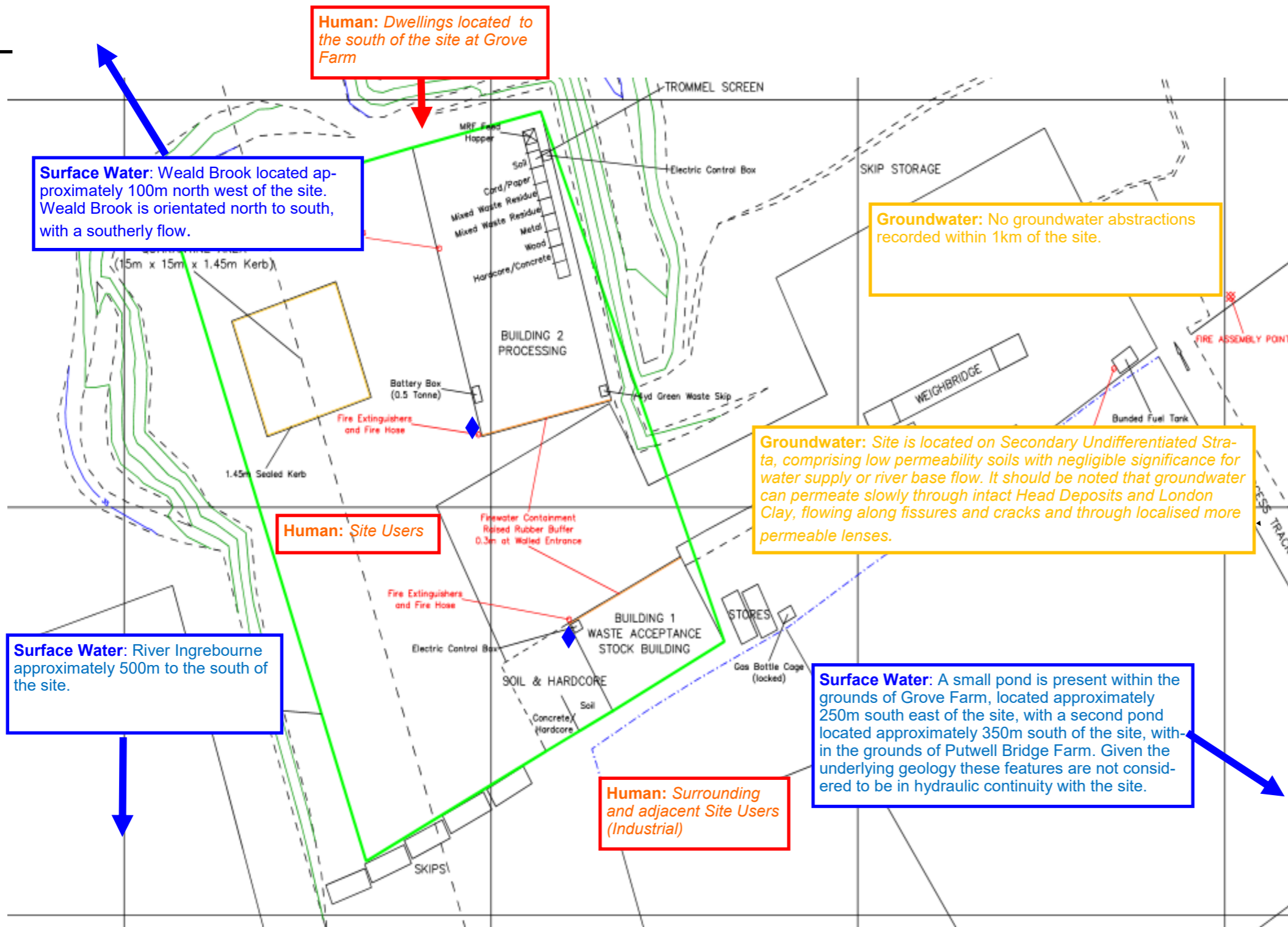


KEY

	Groundwater receptors
	Surface water features
	Human receptors
	Permit Application Boundary
	Monitoring Points

NORTH



Onsite Soils:

SUSPECTED MADE GROUND

HEAD (gravel, sand and clay with lenses of silt)

LONDON CLAY (stiff brown, blue slightly fissured silty CLAY with pockets of silt and

PROJECT: RJ SKIP HIRE LTD
DRAWING TITLE: SITE RECEPTORS & MONITORING POINTS
DRAWING NO: 3210_003
SCALE: NOT TO SCALE
DRAWN & APPROVED BY: GH
DATE: SEPTEMBER 2020



Lustre Consulting Limited
 t: 01634 757 705
 e: info@lustreconsulting.com
 www.lustreconsulting.co.uk