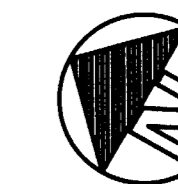


**NOTES**

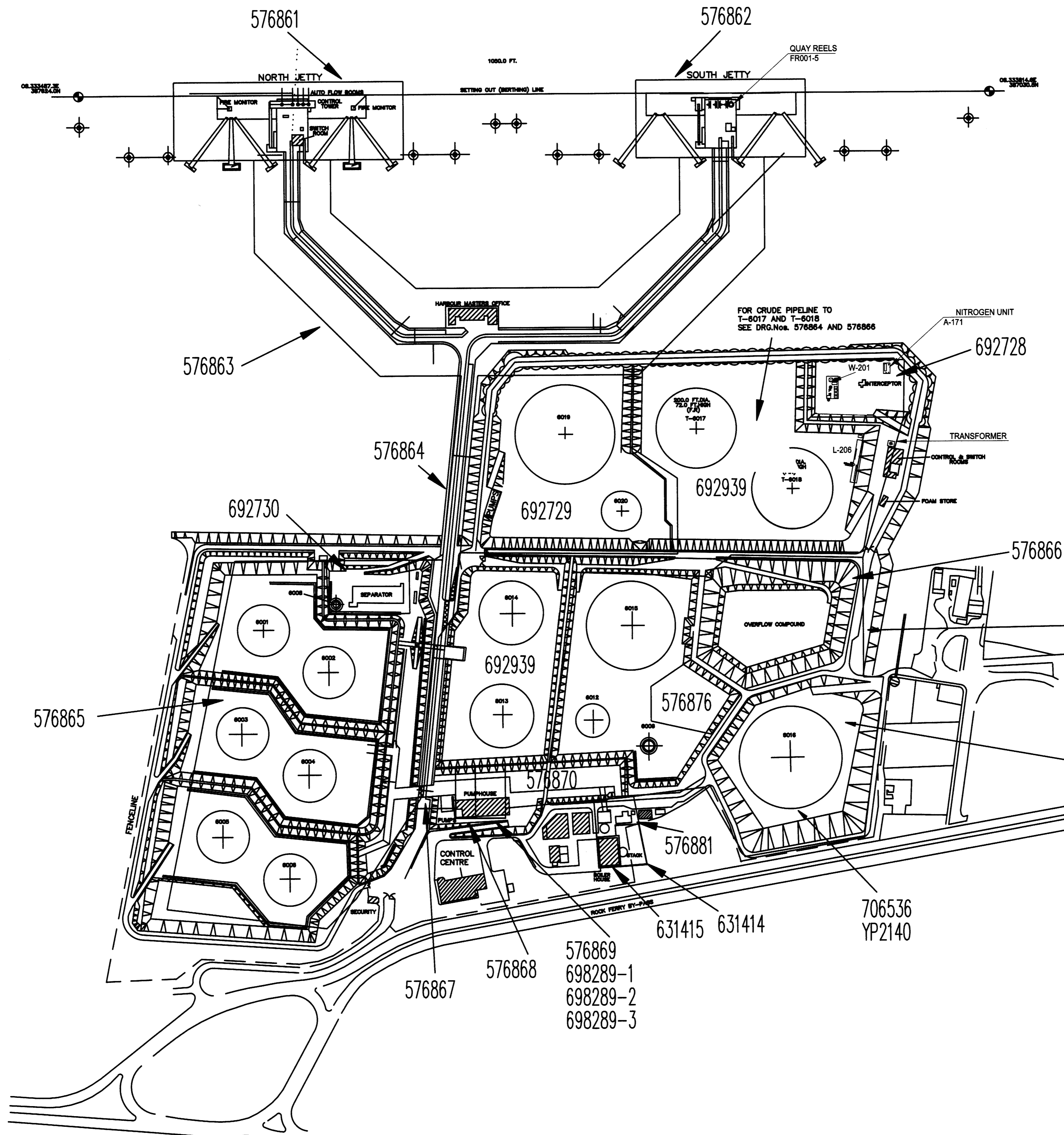
1.DO NOT SCALE OFF THIS DRAWING.



**MOGAS PROJECT SCOPE**  
**QUAY REELS FR001-5**  
**VRU W-201**  
**NITROGEN UNIT A-171**  
**PIG VALVE L-206**  
**TRANSFORMER**

**HOLDS**

1. QUAY REELS FR001-5 VENDOR INFORMATION
2. VRU W-201 VENDOR INFORMATION
3. NITROGEN UNIT A-171 VENDOR INFORMATION
4. PIG VALVE L-206 VENDOR INFORMATION
5. TRANSFORMER VENDOR INFORMATION



**PROCESS ENGINEERING FLOW SCHEMES**

- 576861 NORTH JETTY
- 576862 SOUTH JETTY
- 576863 JETTY ARMS
- 576864 SHORE ARM
- 576865 T-6001/2/3/4/5/6
- 576866 T-6009/12/15/16
- 576867 P-101/2 PUMPHOUSE MANIFOLD
- 576868 P-111/2/3 PUMPHOUSE MANIFOLD
- 576869 P-104/5/10 PUMPHOUSE MANIFOLD
- 576870 P-103 PUMPHOUSE MANIFOLD
- 576876 ERL CRUDE PUMPS/EXCHANGERS
- 692728 SOUTH INTERCEPTOR PIT
- 692729 T-6019/20 & P-132A/B
- 692730 DRAINS INTERCEPTOR
- 698289-1 P-106 PUMPHOUSE MANIFOLD
- 698289-2 P-107, P-108 PUMPHOUSE MANIFOLD
- 698289-3 P-109, P-114 PUMPHOUSE MANIFOLD
- 692939 T-6013/14/17/18
- 706536 PIG LAUNCHERS


**PIPING DATA SHEETS**

- 576877-1 TRANMERE LINES YP DATA SHEET
- 576877-2 TRANMERE LINES YP DATA SHEET
- 576877-3 TRANMERE LINES YP DATA SHEET

**UTILITY ENGINEERING FLOW SCHEMES**

- 576871 HOT WATER TRACING SUPPLY AND RETURN
- 576872 INSTRUMENT AND PLANT AIR
- 576873 DOMESTIC WATER
- 801256 FIREMAINS NORTH AND SOUTH CROSS ARMS
- 576875 FIRE FOAM LINES
- 576881 FUEL OIL AND HOT WATER SYSTEM
- 626512 FIRE DETECTION
- 698290 PUMPHOUSE VENTILATION
- 631414 FUEL OIL AND CHEMICAL TREATMENT - BOILERS
- 631415 PACKAGE BOILER INSTALLATION
- 641507 PUMPHOUSE SPRINKLER SYSTEM
- 698296 BOILER SAFEGUARDING SYSTEM
- 722391 T-6013 FIRE DETECTION SYSTEM
- 716617 JETTIES FIREFIGHTING NORTH & CROSS ARM
- 716618 JETTIES FIREFIGHTING SOUTH & CROSS ARM
- 823402 TANK FARM FIREMAINS

ALL DIMENSIONS ARE IN MILLIMETRES UNLESS OTHERWISE INDICATED



Rev	P1	Date	Drawn By	Checked By	Approved By	Reviewed By
			S.LYTHGOE	D.HARVEY	K.BOOTH	
PRELIMINARY ISSUE						

Rev	P2	Date	Drawn By	Checked By	Approved By	Reviewed By
			J.SKELTON	D.HARVEY	S.CAREY	
ISSUED FOR EARLY LAYOUT REVIEW						

Rev	Date	Drawn By	Checked By	Approved By	Reviewed By

**COSTAIN - NATURAL RESOURCES DIVISION**  
 Costain House  
 1500 Aviator Way, Manchester Business Park  
 Manchester M22 5TG  
 Web: www.costain.com

Project Title  
**MOGAS EXPORT**  
 Title  
**TRANMERE PLOT PLAN**  
 Scale  
 NTS  
 Document Number  
 7828-0330-019-030-0001-001  
 Revision  
 P2

<b>SHELL U.K. Oil Products STANLOW</b>			
DOC CLASS	Layout - Area / Plot Plans	UNIT	1800
AREA	PLANT	TRMERE	
TRANMERE ENGINEERING FLOW SCHEME			
LOCATION PLOT PLAN			
DRAWN	EPC	DOCUMENT No.	00576860S000P00000
REV:	L		