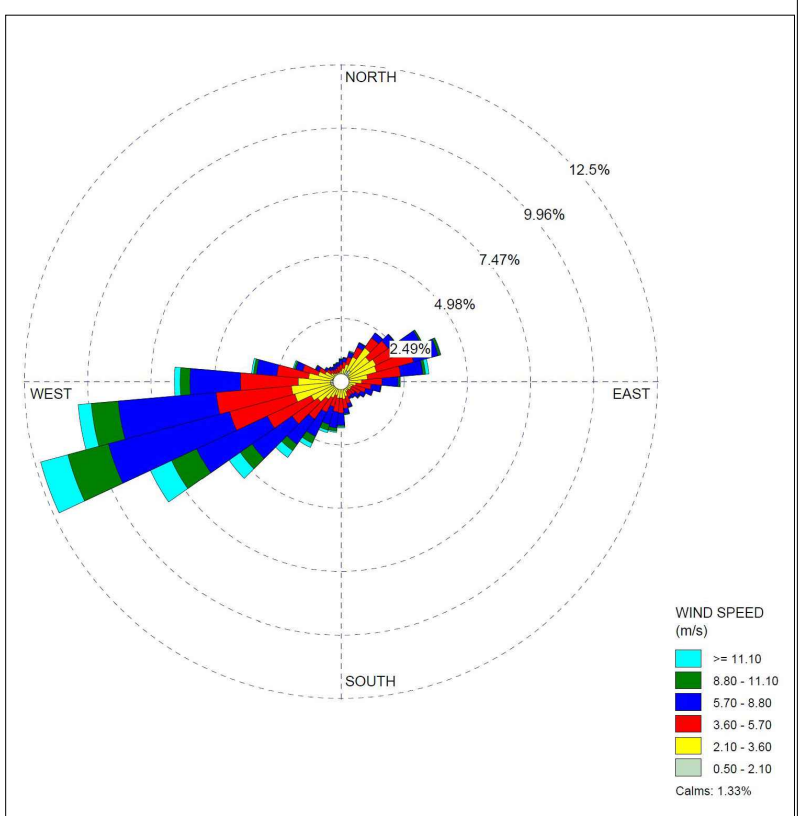


REVISION HISTORY


| Rev. | Date: | Init: | Description: |
|------|----------|-------|------------------|
| - | 18.02.22 | RS | Initial drawing |
| A | 18.02.22 | RS | Client comments |
| B | 14.02.22 | RS/CP | EA comments |
| C | 04.01.24 | JH | Amendment |
| D | 09.02.24 | JH | Flue added |
| E | 18.04.24 | JH | Amendment |
| F | 20.09.24 | JH | Layout amendment |
| G | 23.09.24 | JH | Drainage added |
| H | 26.09.24 | JH | Table amendment |

KEY:

- Permit boundary
- Storage areas (general)
- Storage areas benefiting from Expansion Foam Generator (EFG) coverage
- Sealed buildings
- Concreted area
- Stone surface (free-draining)
- Other on-site buildings (offices, workshop, etc.)
- Tarmac surfacing
- Unsurfaced areas (grass / vegetation)
- Quarantine areas (with 6m buffer zones)
- Fire fighting equipment (extinguishers, etc.)
- Mains water
- Access routes for emergency vehicles
- Fire alarm call points
- Designated smoking area
- Penstock / shut-off valve for use in event of a fire or spillage for surface water drainage containment
- On-site fire hydrants (on 100mm and 200mm mains)
- Radiometric Thermal Camera & Monitor (RTCM)
- Indicative surface & roof drainage
- Indicative combined drainage
- Drainage fall direction
- Tanks
- Sump
- Silt trap
- Manhole
- Gully




Carlisle Wind Rose



Scale Bar 1:500
0m 5 10 15 20 25m

Oaktree Environmental Ltd
Waste, Planning and Environmental Consultants



DRAWING TITLE
LAYOUT & FIRE PLAN (PHASE 1)

CLIENT
North West Recycling Ltd

PROJECT/SITE
Rockcliffe Industrial Estate, Rockcliffe, Carlisle CA6 4RW

SCALE @ A3
1:500

CUSTOMER NO
634

JOB NO
003

DRAWING NUMBER
634-003-03

SHEET NUMBER
1 of 1

REV
H

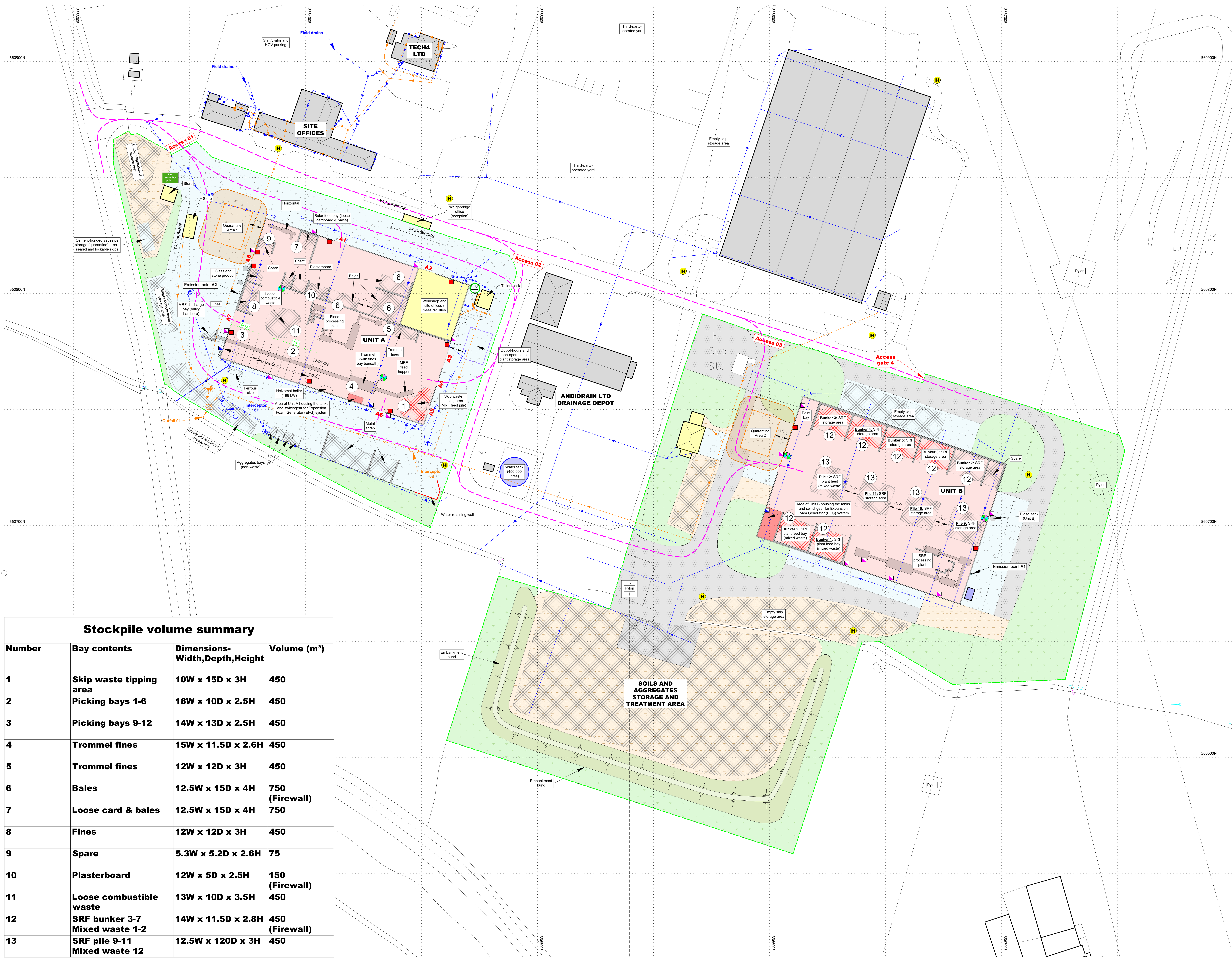
STATUS
Issued

DRAWN BY
RS/CP/JH

CHECKED
RS

DATE
26.09.24

Lime House, Road Two, Winsford, Cheshire, CW7 3QZ
t: 01606 558833 | e: sales@oaktree-environmental.co.uk



Stockpile volume summary

| Number | Bay contents | Dimensions-Width,Depth,Height | Volume (m³) |
|--------|--------------------------------|-------------------------------|----------------|
| 1 | Skip waste tipping area | 10W x 15D x 3H | 450 |
| 2 | Picking bays 1-6 | 18W x 10D x 2.5H | 450 |
| 3 | Picking bays 9-12 | 14W x 13D x 2.5H | 450 |
| 4 | Trommel fines | 15W x 11.5D x 2.6H | 450 |
| 5 | Trommel fines | 12W x 12D x 3H | 450 |
| 6 | Bales | 12.5W x 15D x 4H | 750 (Firewall) |
| 7 | Loose card & bales | 12.5W x 15D x 4H | 750 |
| 8 | Fines | 12W x 12D x 3H | 450 |
| 9 | Spare | 5.3W x 5.2D x 2.6H | 75 |
| 10 | Plasterboard | 12W x 5D x 2.5H | 150 (Firewall) |
| 11 | Loose combustible waste | 13W x 10D x 3.5H | 450 |
| 12 | SRF bunker 3-7 Mixed waste 1-2 | 14W x 11.5D x 2.8H | 450 (Firewall) |
| 13 | SRF pile 9-11 Mixed waste 12 | 12.5W x 120D x 3H | 450 |