
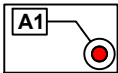
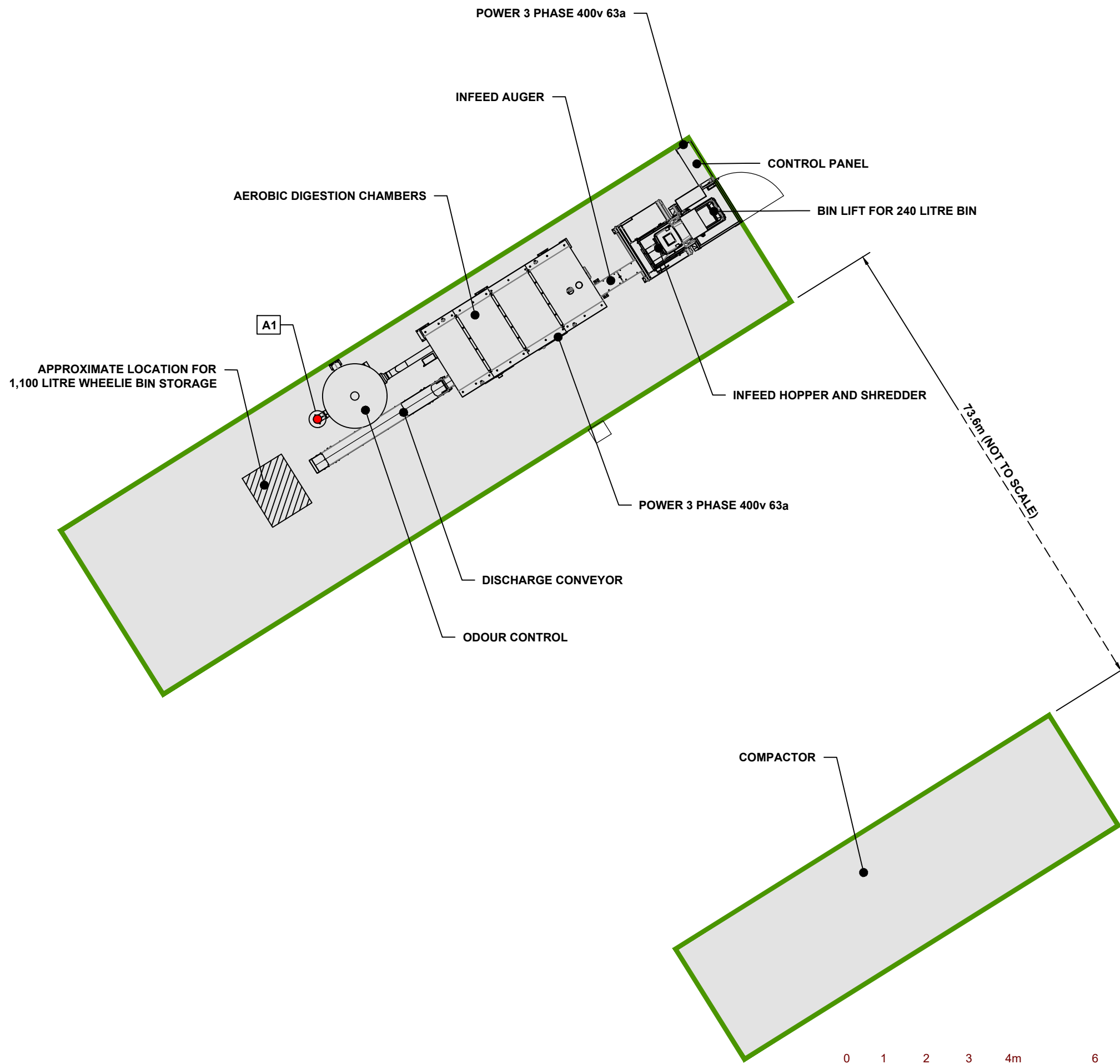




**LEGEND**

-  ENVIRONMENTAL PERMIT BOUNDARY
-  POINT SOURCE EMISSION



APPROXIMATE LOCATION FOR 1,100 LITRE WHEELIE BIN STORAGE

73.6m (NOT TO SCALE)



**SLR** 

3RD FLOOR  
THE BREW HOUSE  
JACOB STREET  
BRISTOL, BS2 0EQ  
T: 01179 064280  
www.slrconsulting.com

CRIBBS CAUSEWAY  
ENVIRONMENTAL PERMIT  
APPLICATION  
**SITE LAYOUT AND ENVIRONMENTAL  
PERMIT BOUNDARY**

**EP2**

Scale 1:100 @ A3	Date MAY 2021
---------------------	------------------

11475.00002.13.EP2.1\_SITE\_LAYOUT&ENV\_PERM\_BDY.dwg