

SERIAL No. 32169

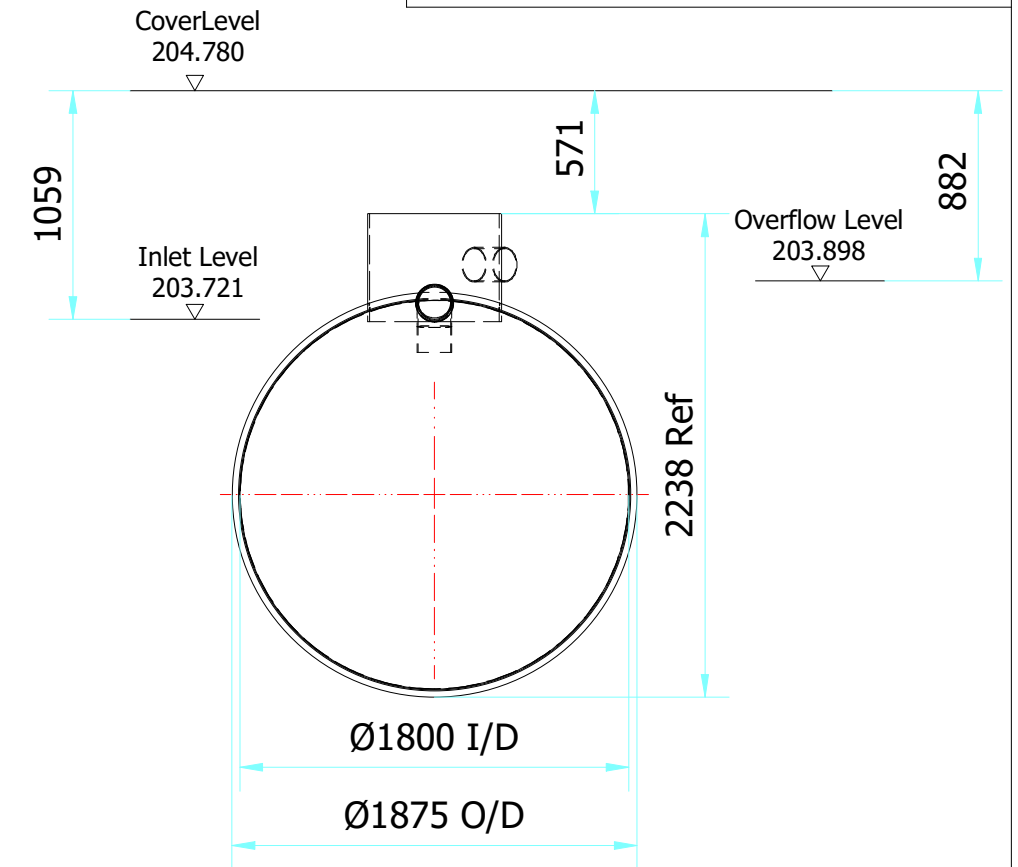
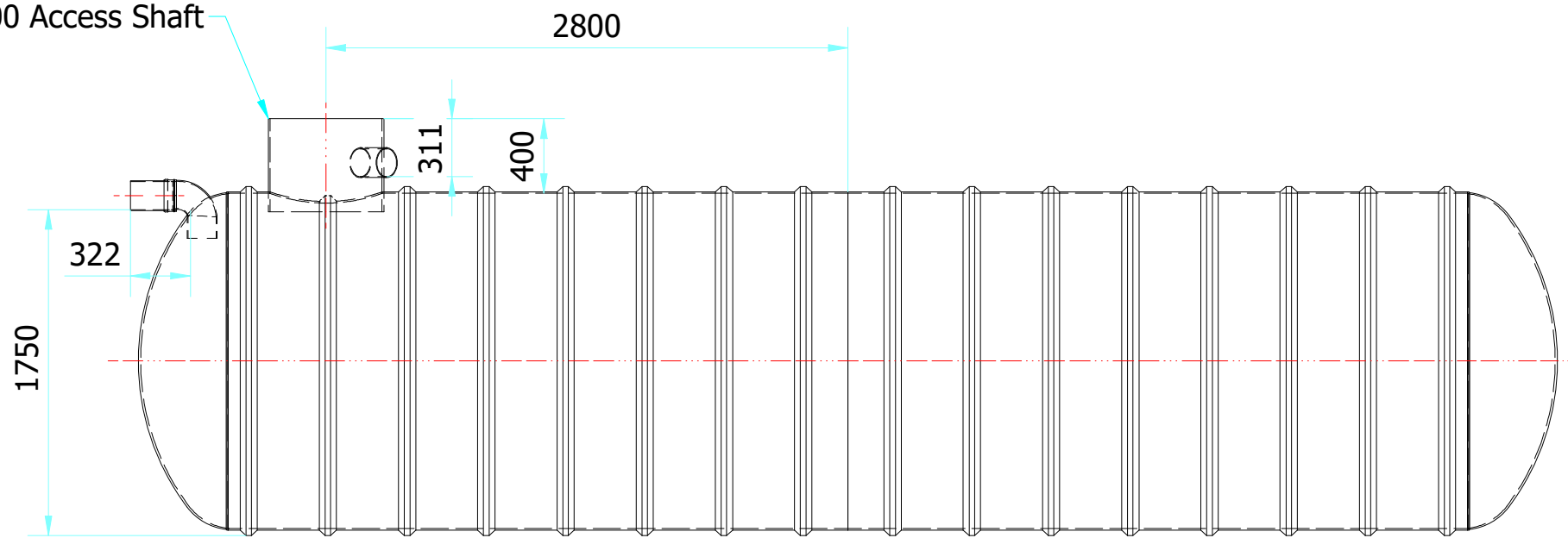
Date

Approved By (Print)

Signed

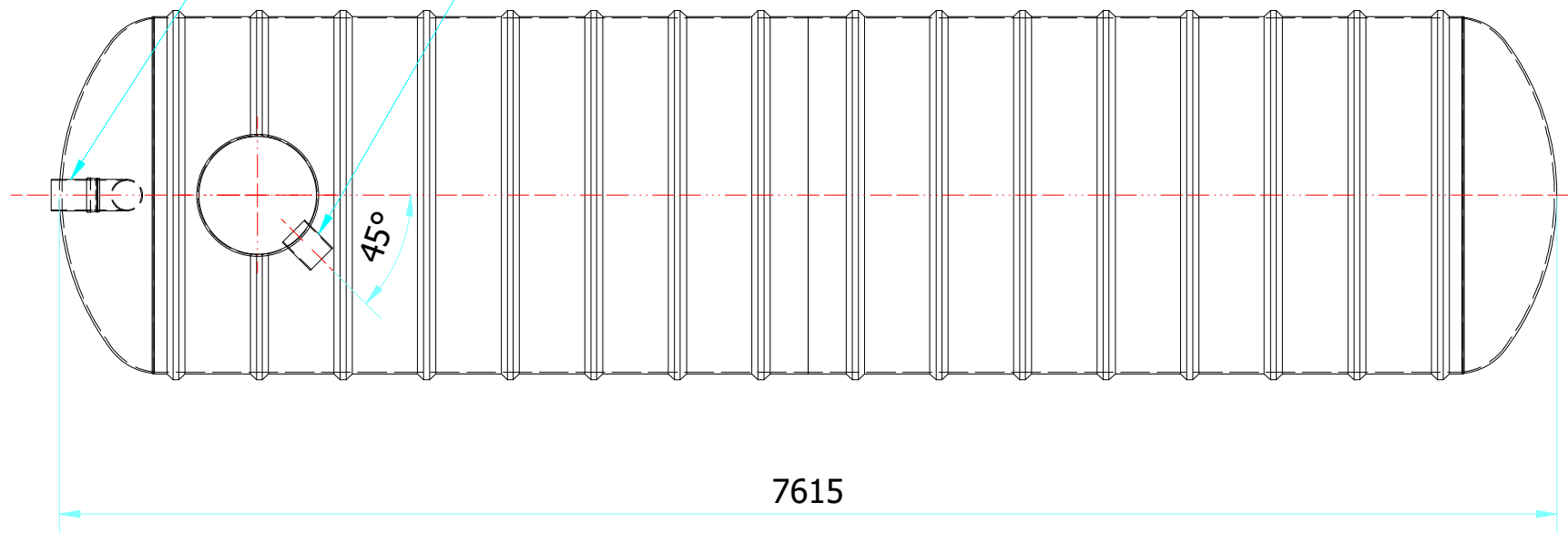
CUSTOMER APPROVAL SIGN OFF

Ø600 Access Shaft

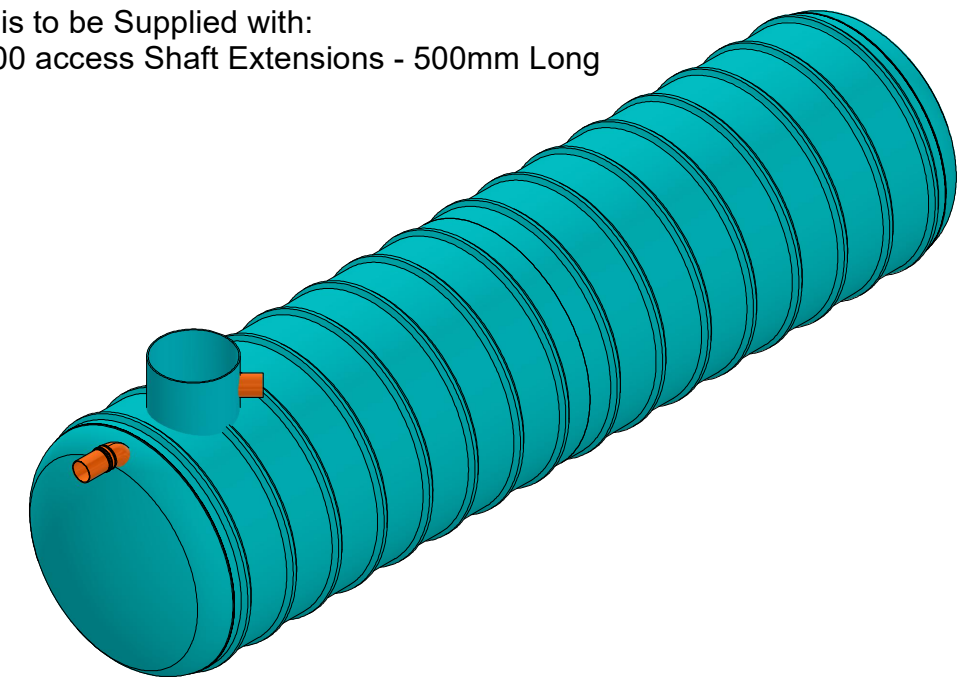


Ø160 PVC-U Plain Spigot - INLET

Ø160 PVC-U Plain Spigot - OVERFLOW



NOTE:-
This tank is to be Supplied with:
1 No. Ø600 access Shaft Extensions - 500mm Long



PRODUCT NOT EXCEEDING 7800

Key to Symbols: ▲ Lifting Point

○ Hold-down strap rib locations where mechanical anchoring is required

— Manufacturing Joint

○ BoQ's reference no.

This drawing is confidential and must not be copied, reproduced or passed to a third party without written permission from SPEL PRODUCTS

DIMENSIONS ARE SUBJECT TO DIMENSIONAL TOLERANCES. If critical, check physically prior to installation

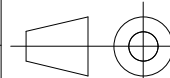
Water table & Burial Depth: The customer must check tank specification is compatible with ground water table level (in winter) and burial depth. If in doubt refer to SPEL Data Manual Section 13 or contact SPEL Products Sales or Technical Department

Title: SPEL 300 Series Underground Tankstor

CONTRACT: Wolsley/Burdens (Manchester) SpeediBake, 6 Cross Ln, Birkenshaw, Bradford BD4 0SG ORDER No: QBJ/916904/1

Capacity 18,200 Ltrs

Tank Specification Standard LAMINATE SPEC GP



All sizes in mm If in doubt ASK!

	11.12.23	B	Overflow re-positioned into stub shaft, Site levels amended, Not exceeding length updated. Issued for APPROVAL		NP
	07.12.23	A	Issued for APPROVAL		NP
Distribution	Date	Rev	Issued only for purpose indicated	Date	Appr'd

SPEL
Lancaster Road, Shrewsbury
Shropshire, SY1 3NQ, England
Telephone: +44 (0)1743 445200
Website: www.spelproducts.co.uk

DRAWN	nathanp	INTERNAL ORDER No.	25331/001
CHECKED - (SALES)	DE	TANK SERIAL No.	32169
Date	07/12/2023	Revision	B
Scale	1:35 Sheet A3		