






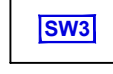
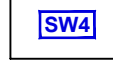




LEGEND

-  ENVIRONMENTAL PERMIT BOUNDARY
-  FOUL SEWER
-  RAIN WATER SOAKAWAY
- POINT SOURCE EMISSION TO SEWER**
-  SEWER
- POINT SOURCE DISCHARGE TO GROUND**
-  GROUND

POINT SOURCE EMISSION TO WATER

-  SURFACE WATER DRAIN
-  SURFACE WATER DRAIN
-  SURFACE WATER DRAIN
-  SURFACE WATER DRAIN

POINT SOURCE EMISSION TO AIR

-  CYCLONE OUTLET
-  BOILER FLUE

DUFFIELDS (SOUTH WEST) LTD



3RD FLOOR
THE BREW HOUSE
JACOB STREET
BRISTOL, BS2 0EQ
T: 01179 064280
www.slrconsulting.com

**PEN MILL FEED MILL
ENVIRONMENTAL PERMIT
APPLICATION
SITE LAYOUT AND ENVIRONMENTAL
PERMIT BOUNDARY**

EP2

Scale 1:500 @ A3

Date APRIL 2021

11422.00001.13.EP2.2_SITE_LAYOUT&ENV_PERM_BDY.dwg